

中国 2018 展览经济发展报告

Annual Report on China's Exhibition Industry

CCPIT



中国国际贸易促进委员会
CHINA COUNCIL FOR THE PROMOTION OF INTERNATIONAL TRADE

Annual Report on China's Exhibition Economy (2018)

Annual Report on China's Exhibition Economy (2018)

Organizer: China Council for the Promotion of International Trade (CCPIT)

Publisher

Department of Trade and Investment Promotion, China Council for the Promotion of International Trade
Academy of China Council for the Promotion of International Trade

Chief Editorial Board

Director:

Yin Zonghua Vice Chairman of China Council for the Promotion of International Trade

Deputy Director:

Feng Yaoxiang Director, Department of Trade and Investment Promotion, CCPIT

Lu Ming Vice Chairman of Academy of China Council for the Promotion of International Trade

Executive Editorial Board

Director:

Zhou Tong Deputy Inspector, Department of Trade and Investment Promotion, CCPIT

Liu Yingkui Director of Department of International Investment Research, Academy of China Council for the Promotion of International Trade

Coordinator:

Zhang Shujing, Liu Yingkui

Business Support:

Department of Trade and Investment Promotion, CCPIT: Zhang Shujing, Cao Yongping, Duan Jianrong, Ruan Wei, Zhou Jianxiu, Zhu Yingmin, Yuan Fang, Wang Jianjun, Liu Yujia, Zhu Ying, Hu Shuqi, Li Yahui

Academy of China Council for the Promotion of International Trade: Liu Yingkui, Dun Zhigang

CCPIT Information Center (China Trade Promotion Information Technology Co., Ltd.): Ruan Haibin, Zeng Qingqing

China Council for the Promotion of International Trade Hainan Sub-council: Chen Rensheng

Division of Conventions and Exhibitions, Hainan Provincial Department of Commerce (Hainan Provincial Convention and Exhibition Bureau): Li Xuefeng

Copy Writing: Liu Yingkui, Dun Zhigang, Chu Xiangyin, Chen Zeyan, Yuan Hang, Zhang Wanchun, Ding Pingping, Chen Xuchang

Proofreader: Dun Zhigang, Chen Xuchang

Translator: Yan Shuchao, Ge Weihong, Lan Shan, Wu Tao, Shao Nana, Zhou Dawei, Teng Yan, Li Liang
First-grade Translator: Wu Tao, Gao Juan, Ge Weihong

Special Thanks to:

Guo Yinghui, Yuan Haiying, Xu Feng, Qin Yang, Zhang Jing

Online Download:

www.ccpit.org, www.ccpit-academy.org

Foreword

In 2018, the world economic situation is complex and changeable and the international economic and trade rules have undergone profound adjustment. However, judging the world development tend comprehensively, economic globalization is still an irreversible trend of the times. As one of the important pillars of modern service industry, convention and exhibition industry is gradually expanding its global market scale. According to Technavio's forecast, the global market size of convention and exhibition industry in 2018 is USD 35,520,000,000, with an annual compound growth rate of 5.19%. China's economy continues to maintain medium-to-high speed of growth in the difficult situation at home and abroad. The policy environment of the exhibition industry has been continuously optimized, and the institutional norms have been improved. The development of open economy with the emphasis on "The Belt and Road" construction has been further promoted. The first China International Import Expo has created numerous international exposition records, and new formats and new models are constantly emerging. China's exhibition industry has also made brilliant achievements. Governments at all levels attach more importance to exhibition work. Enterprises' enthusiasm for participating in the exhibition has been constantly improved. With more frequent exchanges at home and abroad, the exhibition industry has become an important platform for building a modern market system and an open economic system.

In order to thoroughly implement the spirit of the 19th National Congress of the Communist Party of China and President Xi Jinping's speech at the Conference on the 40th Anniversary of Reform and Opening-up, constantly expand foreign trade and develop new formats and models of trade; provide authoritative information resources for the exhibition industry and provide reference for relevant government departments to improve the level of exhibition management and service and formulate policies and development plans for the exhibition industry, Department of Trade and Investment Promotion of China Council for the Promotion of International Trade (CCPIT) has entrusted Academy of China Council for the Promotion of International Trade to prepare Annual Report on China's Exhibition Industry (2018) (hereinafter referred to as Report). Report is published during the China Expo Forum for International Cooperation (CEFCO) which is held every year. Since 2005, 14 editions have been published and have exerted a certain influence on the exhibition industry at home and abroad, with a certain function of professional evaluation and guiding role in industry development.

Report (2018) still includes retrospect and prospect of China's exhibition industry, development

of domestic and overseas exhibitions, development of China's exhibition halls and so on; and will describe the first China International Import Expo, International Horticultural Exhibition 2019 Beijing China, some large exhibitions and fairs co-sponsored by provinces and ministries, cases of exhibition economic development in Hainan Province and other hot topics in the form of chronicle of events according to the new development trend of China's exhibition industry to comprehensively, accurately and timely reflect the status of China's exhibitions (expositions).

Several research methods including data analysis, comparative analysis and literature analysis were used in the process of preparing the report to summarize and extract valuable data and information and form conclusions so as to reveal the inherent quantitative relationship, law and development trend of various exhibition indicators.

Data analysis. China's exhibition data are mainly collected and provided by CCPIT Information Center. The data come from member units of CCPIT System and domestic public media (network and paper media). The report is based on 3,793 economic and trade exhibition data including area. When the number of exhibitions is counted, if many similar industry exhibitions held by the same exhibition organizer at the same time and same place are clearly distinguished by the exhibition organizer, they shall be counted separately in the report; if they are not clearly distinguished, they shall be counted together. The overseas exhibition data of China are based on 1,672 overseas exhibition projects implemented by each exhibition organizer of the exhibition approval management system of CCPIT. As of Nov. 13, 2018, the data of overseas exhibitions (expositions) that are under review and have been reviewed have been conducted for statistical analysis. Relevant data on China's exhibition halls come from China exhibition information database of CCPIT Information Center and China International Exhibition Center Group Corporation (CIEC). Referring to the criteria of Union of International Fairs (UFI) for the market statistics of exhibition halls, 292 exhibition halls and non-professional exhibition halls in 154 cities (excluding Hong Kong, Macao and Taiwan) were surveyed, from which 164 professional exhibition halls with indoor rentable area greater than or equal to 5,000 square meters where more than 2 economic and trade exhibitions were held in 2018 were selected for statistics and analysis.

Comparative analysis. Regarding the domestic exhibition development in China, Report analyzes the changes of the number and area of exhibitions in 2018 compared with 2017 and compares them from four aspects: regional distribution, scale distribution, industry distribution and exhibition organizers; with regard to the development of China's overseas exhibitions, Report analyzes the overall changes

of the number of overseas exhibitions (expositions) that have been implemented, exhibition area and number of enterprises participating in the exhibition in 2018 compared with 2017 and compares them from seven aspects: general situation, exhibition form, regional distribution, important markets, industrial distribution, exhibition organizers and participation in and holding of exhibitions of CCPIT; in terms of development of China's exhibition hall, Report analyzes the changes of the number and area of exhibition halls in 2018 compared with 2017 and compares them from geographical and scale distribution, market and operation to generalize the changing rules of each index, which truly reflect the development trend of China's exhibition industry in 2018.

Literature analysis. Through National Library, CNKI and Wanfang Database, and International Exhibitions Bureau (BIE), Union of International Fairs (UFI), International Congress & Convention Association (ICCA), International Association of Exhibitions and Events (IAEE) and Association of the German Trade Fair Industry (AUMA) and other authoritative professional institutions, the relevant information and materials as well as research reports on domestic and foreign exhibitions have been widely collected for in-depth analysis and research to summarize the characteristics of the development of China's exhibition industry in 2018 and predict the development trajectory and trend of China's exhibition industry in 2019 and even in the future, as well as put forward targeted, practical and effective policy recommendations based on the actual work of China's exhibition (exposition).

Contents

PART I Overview of the Development of China's Exhibition Industry

Chapter I Review and Prospect of China's Exhibition Industry Development.....	187
Chapter II Overview of China's Domestic Exhibition Development In 2018.....	202
Chapter III Overview of China's Overseas Exhibition Development In 2018.....	229
Chapter IV Overview of China's Exhibition Venue Development in 2018.....	255

PART II Milestones of China's Domestic Exhibitions

Chapter V First China International Import Expo.....	279
Chapter VI Overview of Preparations for Beijing Expo 2019.....	292
Chapter VII Selected Large-Scale Provincial and Ministerial-Level Joint Exhibitions and Expositions.....	301
Chapter VIII Case Study of Convention and Exhibition Economy Development in Hainan Province.....	320

Appendix

Appendix I Schedule of Trade and Economic Fairs Held in Mainland China in 2018 (above 20,000 m ²).....	333
Appendix II List of Number and Area of Mainland China's Trade and Economic Fairs in 2018 (by Province/ Autonomous Region/Municipality).....	390
Appendix III List of Number and Area of Mainland China's Trade and Economic Fairs in 2018 (by Industry)	391
Appendix IV List of Number and Total Leasable Areas of Venues in Mainland China in 2018.....	392
Appendix V List of Venues With A Rentable Area of More Than 50,000 m ² in Mainland China in 2018.....	393
Appendix VI List of Top 100 Corporate Organizers With A Exhibition Area Exceeding 100,000 m ² in Mainland China in 2018.....	394
Appendix VII List of International Exhibition (Exposition) Projects Participated and Hosted Solely by China in 2018.....	397
Appendix VIII Main Regulations and Policies of China's Mice Industry in 2018 (Nov. 2017-Oct. 2018).....	453
Appendix IX Index of Contributing Experts.....	454

Affected by trade protectionism and unilateralism, the momentum of world economic growth slowed down in 2018. The Chinese economy continued to maintain medium-high growth rates. As the development of an open economy focusing on the construction of the Belt and Road has been further advanced, new forms of business and new business models constantly emerged. In this context, the exhibitors and exhibition organizers followed the requirements proposed by Several Opinions of the State Council on Further Promoting the Reform and Development of Exhibition Industry (the State Council [2015] No. 15) and strived to promote the exhibition industry in terms of professionalization, internationalization, branding and informatization.

Based on the major events of China's exhibition industry in 2018 and the first-hand survey data, it briefly reviews the overall operation of China's exhibition industry this year, summarizes problems faced by China's exhibition industry in its development, presents an outlook of the development trend in 2019, and puts forward suggestions on policies and regulations for promoting the high-quality development of exhibition industry.

I. Development Trend of China's Exhibition Industry in 2018

In 2018, China's exhibition industry has achieved remarkable results. The governments of all levels paid more attention to the exhibition work, the enterprises showed greater enthusiasm to get involved in the industry and the exchanges between domestic and overseas exhibition industries became more frequent. As a whole, China's exhibition industry presented five characteristics as follows:

(I) The scale of domestic exhibitions continuously grew, and the development of exhibition industry in different regions varied distinctly.

China's exhibition industry showed a good momentum of development in 2018, with a steady rise both in the number and area of exhibitions. Incomplete statistics showed that, among all the exhibitions of which the area data has been gathered, a total of 3,793 economic and trade exhibitions were organized in China in 2018, increased by 130 from 2017, or up by 3.5% year on year; the total exhibition area reached 129.49 million m², increased by 5.7 million m² compared with the previous year with a year-on-year growth of 4.6%. Unbalanced development could be witnessed among different regions in terms of the number and area of exhibitions. East China took the lead in both number and area of exhibitions, accounting for 45.0% and 41.0% respectively. Northeast China saw the highest year-on-year growth rate in the number of exhibitions, reaching 37.4%; while South China experienced the fastest year-on-year growth in the area of exhibitions, reaching 17.1%. By province, Shanghai, Guangdong and Shandong were among the top three cities by number and area of

exhibitions. The number of exhibitions in the three cities accounted for 19.5%, 13.3% and 9.5% of the total respectively while the area of exhibitions in the three cities accounted for 20.6%, 21.2% and 7.6% of the total respectively. Shanghai had the largest number of exhibitions while Guangdong ranked first in the exhibition area.

Among exhibitions of all sizes held in China, medium and large-scale exhibitions above 50,000 m² accounted for 51.3% of the total, indicating that China's exhibition industry is gradually transforming to large-scale exhibitions. The number and scale of exhibitions held by different industries also varied. The light industry outperformed other industries in both number and area of exhibitions, with a proportion of 39.9% and 43.7% respectively. The service sector achieved growth in both number and area of exhibitions, with a year-on-year increase of 13.4% and 17.2% respectively.

(II) Overseas exhibitions grew steadily, and countries along the Belt and Road saw an increase in both number and quality of exhibitions.

In 2018, the overall growth rate of China's overseas exhibitions (expositions) rebounded to a degree compared with the previous year. On the whole, China's overseas exhibitions (expositions) maintained a steady growth, with the number of exhibitions continuously rising, the exhibition area decreasing slightly, and the number of exhibitors remaining the same as last year. As of November 13, 2018, 92 exhibition organizers across China hosted exhibitions (expositions) in 66 countries, participating in 1,672 projects, with an increase of 123 from 2017 and a year-on-year growth of 4.89%, while the exhibition area reached 830,200 m², 19,600 m² less than that in 2017, representing a year-on-year decrease of 2.31%, and the number of exhibitors totaled 59,000, unchanged from the previous year.

Meanwhile, the construction of the Belt and Road has entered a speed-up stage, and China's exhibitions in countries along the Belt and Road steadily increased. 76 exhibition organizers across China participated in 718 projects in 33 countries along the Belt and Road, accounting for 42.9% of the total exhibition projects, up by 14.3% compared with that in the same period of 2017, while the exhibition area reached 377,000 m², representing 45.4% of the total, a drop of 2.8% year on year, and the number of exhibitors amounted to 26,000, accounting for 44.5% of the total, with an increase of 0.6% from a year ago.

(III) China's overseas self-organized brand exhibitions became increasingly mature and the international market was expanded.

In 2018, industry associations of different sectors and peers of the exhibition industry in China worked closely together, building a platform for exhibition economic exchanges and hosting state-level brand exhibitions abroad. As of November 13, 2018, 37 exhibition organizers organized 153 self-organized exhibitions in 45 countries, an increase of 11.7% over the same period of last year. To be more specific, the number of exhibitions held in Brazil, Indonesia and Russia exceeded that in other countries, reaching 9 in each country, accounting for 17.6% of the total overseas exhibition projects.

Among all the overseas exhibition projects, in collaboration with China Africa Development Fund, the Ministry of Industry, Trade and Cooperation of the Republic of Kenya and the Kenya Investment Authority, CCPIT organized China-Kenya Industrial Capacity Cooperation Exposition in Nairobi, capital of Kenya. 81 enterprises from 15 provinces, municipalities and autonomous regions in China participated in the Exposition which covered an exhibition area of 4,300 m². The Exposition aimed at promoting international cooperation in capacity and equipment manufacturing, as well as enhancing Kenya's self-development capacity. Covering various fields such as nuclear power technology, engineering machinery, agricultural products processing and equipment and automotive equipment, the Exposition finally attracted about 6,300 visitors from African countries with about 92 orders and the amount of turnover and intended turnover reached USD 7.5 million.

(IV) The growth of the total supply of exhibition venues slowed down, and the overall occupancy rate of the market increased significantly.

Statistics showed that both the number and area of China's exhibition venues maintained the growth momentum in 2018. The number of domestic exhibition venues reached 164, increasing 7% year on year while the total indoor leasable area was around 9.83 million m², up by 5% from the previous year. Although the number of newly built exhibition venues of the year still maintained an increase of about 10 venues a year, the area of newly built exhibition venues of the year dropped from 1.13 million m² in 2017 to 480,000 m² this year, with the growth rate decreasing by about 8%, which demonstrated that the growth rate of the total supply of exhibition venues slowed down in the new economic situation.

Meanwhile, the overall rental rate remarkably increased in China's exhibition venue market in 2018. 104 exhibition venues saw a rise in the rental rate, increasing by four compared with that in 2017, accounting for up to 63% of the total number, which indicated the utilization rate of exhibition venues embraced a development trend of increasing on the whole. Among them, Xinjiang International Convention and Exhibition Center registered the largest growth in rental rate in 2018, up by about 35 percentage points, followed by Linyi International Expo Center with an increase of about 26 percentage points in the rental rate. Guangdong (Tanzhou) International Convention and Exhibition Center saw a rise of about 17 percentage points in the rental rate this year, ranking third. All the three exhibition centers were newly built or newly entered into a full operation year in 2018, which reflects the strong market vitality of the new venues.

(V) The First China International Import Expo achieved remarkable results and the preparations for Beijing Expo 2019 were steadily advanced.

The first China International Import Expo (CIIE) set up a number of records as an international expo, which was far beyond expectations in terms of the scale of participating countries, the booth area, the number and quality of exhibiting enterprises, the scale of purchasers, and the number of honored guests. A total of 156 countries, three regions and 13 international organizations participated in the Expo. Among them, all the member countries of the G20, BRICS and SCO participated in the Expo, as well as 58 countries along the Belt

and Road and 35 LDCs (least developed countries). Moreover, 15 foreign heads of state, heads of government and representatives of the royal family attended the opening ceremony. A total of 3,617 overseas enterprises participated in the Expo, including 220 world Fortune 500 companies and industry leading enterprises, with the total exhibition area reaching 300,000 m². The total turnover of more than 130 participating countries exceeded USD 57.8 billion, of which the accumulative intended turnover of countries along the Belt and Road amounted to USD 4.72 billion.

International Horticultural Exhibition 2019, Beijing, China will be held from April 29 to October 7 in 2019, another international fair of the highest level to be hosted by China following the 1999 Kunming International Horticultural Exposition and the 2010 Shanghai World Expo. After more than five years of preparations for Beijing Expo 2019, the organization work saw important progress and significant results in various aspects. The general planning of the park was basically fixed and the construction of the project is progressing steadily. The preliminary exhibits arrangement was successfully completed, and the goal of invitation was over-achieved; The ticket sales work started, and the market development has achieved initial results. The construction of the smart park is advanced in an orderly manner, and the publicity and promotion activities are heating up. The rules and regulations have been continuously improved, and the guarantee system has been gradually built.

(VI) The development environment of exhibition industry was continuously optimized, and the new momentum of development was continuously enhanced.

The orientation of conventions, regulations and policies was changing from management to promotion. Since the MICE industry in Dalian conducted legislation of exhibition management in 1999, China's laws, regulations and policies of the MICE industry had been oriented by government management. However, with the gradual deepening of legal policies on convention and exhibition and the function transformation of the Chinese government, the focus of laws, regulations and policies on convention and exhibition began to shift from management to promotion. Laws, regulations and policies on convention and exhibition in some provinces and cities in 2018 clearly reflected this tendency. For example, Implementation Opinions of the General Office of the People's Government of Henan Province on Further Promoting the Reform and Development of the Exhibition Industry, Implementation Opinions of the Luoyang Municipal People's Government on Promoting the Transformation and Development of MICE Industry, Implementation Opinions of the Hangzhou Municipal People's Government on Deepening the Reform of the Exhibition Management System, Several Measures for Promoting the Development of MICE Industry in Jinan, Measures for the Administration of Special Funds for the Development of MICE Industry in Wuhan, and Implementation Plan of Accelerating the Reform and Development of the Exhibition Industry in Huainan. Beijing Municipal Commission of Commerce and other departments have issued the Notice of Printing and Distributing the Implementation Opinions on Further Promoting the Innovative Development of the Exhibition Industry.

Provinces and cities actively implemented Several Opinions of the State Council on Further Promoting the Reform and Development of Exhibition Industry (the State Council [2015] No. 15). In order to further

promote the reform and development of the exhibition industry and make it play a better role in stabilizing growth, promoting reform, restructuring, and benefiting the people, local authorities continued to promote and implement the No. 15 Document in terms of adhering to specialization, internationalization, branding and informationization. In 2018, provinces and cities that issued documents on implementing the No. 15 Document of the State Council include Hefei, Henan Province, Luoyang, Hangzhou, Beijing, Huainan and Yunnan Province. The policy documents include: Measures for Promoting Regulated Development of MICE Industry in Hefei, Implementation Opinions of the General Office of the People's Government of Henan Province on Further Promoting the Reform and Development of the Exhibition Industry, Implementation Opinions of the Luoyang Municipal People's Government on Promoting the Transformation and Development of MICE Industry, Implementation Opinions of the Hangzhou Municipal People's Government on Deepening the Reform of the Exhibition Management System, the Notice of Printing and Distributing the Implementation Opinions on Further Promoting the Innovative Development of the Exhibition Industry issued by Beijing Municipal Commission of Commerce and other departments, the Implementation Plan of Accelerating the Reform and Development of the Exhibition Industry in Huainan and The Joint Meeting System for the Development of the Exhibition Industry in Yunnan Province. The deepening reform of the exhibition industry and its status and functions received increasing attention. Take Beijing's Implementation Opinions on Further Promoting the Innovative Development of the Exhibition Industry for example. Beijing has repositioned the exhibition industry as one of the important carriers serving the construction of Beijing's "Four Centers". It has become an important platform for building a modern market system and an open economy. It possesses industrial characteristics like service economy, green economy and headquarters economy and plays a leading, gathering and radiating role in social and economic development.

II. Problems in the Development of China's Exhibition Industry

Although China's exhibition industry has got achievements, certain gap exists compared with developed countries. In this transition period from the major exhibition power to the world exhibition power, problems in the development of China's exhibition industry are mainly reflected in the following aspects:

(I) Unplanned construction of exhibition venues and low overall utilization

In some areas, the construction of exhibition venues lacked of scientific and unified planning, which led to low-level, blind and redundant construction and low utilization, ultimately resulting in idle venues and waste of social resources. Some local governments planned and developed the exhibition industry with great blindness, which made the construction too much and too fast. When constructing an exhibition venue, these local governments failed to consider location, resource conditions, demand of local exhibition market and development laws of the exhibition industry. They built new venues one after another to promote local economic development, which eventually led to regional duplicated construction, even multiple venues in the same city.

According to data from Information Center under CCPIT and statistics of China's exhibition information by CIEC, the total rentable floor area of China exhibition venues was about 9.83 million m² in 2018. The development scale and speed of China exhibition venues exceeded that in major exhibition countries, but the general utilization rate was low. Better market benefits would usually come out when the utilization rate of exhibition venues reached 50%-60%. However, the utilization rate of more than half of China exhibition venues was lower than 10%, only 1/6 of that of top exhibition venues, and the utilization rate of only 14% venues can achieve more than 30%.

(II) Unbalanced regional distribution and unreasonable industrial structure

The imbalance problem currently existed in the development of China's exhibition industry. The development gap between coastal regions and inland regions, between eastern regions and central and western regions was still large. The number and scale of exhibitions held by different industries are diverse. Eastern coastal regions had the development of exhibition industry with developed economy and superior geographical position, while the overall development of exhibition industry in central regions, especially western regions, was far from that in eastern regions due to limited opening to the outside world and lower social and economic development level.

According to statistics by Information Center under CCPIT, over 70% of domestic exhibitions were held in East China, South China and North China in 2018, while the number and area proportion of exhibitions in Central China, Southwest China, Northeast China and Northwest China were relatively low. Exhibition centers were basically distributed in eastern coastal provinces. While exhibition venues in central and western regions were loosely distributed except for a few typical cities. As for the distribution of industrial structure, China's exhibitions in 2018 mainly focused on light industry and heavy industry with the number proportion of 65.2% and area proportion of 70.0%. Exhibitions of services industry only accounted for about 20%, a relatively low proportion.

(III) Lack of professionals and low management efficiency

At present, professionals engaged in the exhibition industry, especially high-quality talents for project organization, management and planning, are scarce in China, which seriously affects the quality and ultimate benefits of the exhibition economy.

From the perspective of professional talents training, the demand for exhibition talents was growing, while fewer colleges set up the exhibition major under the current training system, which led to insufficient provision of professional talents for exhibitions. As for the composition of exhibition practitioners, the professionalism of exhibition talents had not yet formed, most staff engaged in the exhibition industry were transferred from other industries, who lacked exhibition experience and were quite mobile. From the perspective of management structure, the exhibition practitioners lacked systematic exhibition knowledge and corresponding operational skills, resulting in confusion and chaos in the process of exhibition's organization and management. The same batch of personnel organized, managed and implemented the exhibition; they collected exhibits, publicized, promoted, arranged the venues and events, and even provided accommodation, food and other services for

exhibitors, which greatly reduced the efficiency of the exhibitions.

(IV) Insufficient supporting facilities and poor service quality

At present, supporting facilities for exhibitions in China are not advanced with single service content and low service level. China's facilities need perfection. The design and operation of venues are not humanized. It only considers the construction of venues, while such supporting works as accommodation, catering, transportation, banking, translation and tourism are not included in the entire process of exhibitions. Taking the transportation system as an example, the exhibition industry in foreign countries has a mature national transportation network equipped with dedicated freight stations and distribution centers, and some countries even set up professional airports. While most exhibition venues in China are trapped in traffic congestion, lack of public service and supporting facilities. For example, Beijing National Exhibition Center was located in a populated area with a high flow of population and traffic frequency, which caused congestion during the exhibitions. Besides, the exhibition venue is far from the subway station, which brings great inconvenience to exhibitors and visitors.

(V) Low internationalization degree and poor market status

Compared with such international first-class brand exhibitions as Hannover Messe, and Hannover World Automobile and Vehicle Equipment Exhibition held at Germany Hannover Exhibition Center, the number of literally world-class brand exhibitions held in Beijing, Shanghai and Guangzhou is relatively few, the proportion of international exhibitors is low and the international influence is not enough. Many exhibitions are limited to a certain domestic region with small scale, low comprehensive benefits and limited market competitiveness.

In addition, the market not really plays its role because that governments intervene a lot in exhibition activities. Most China exhibitions held at home and abroad are sponsored or organized by governments and state departments. In the development of exhibition industry in second-tier and third-tier cities, governments intervene too much through administrative means, and they often give compulsory orders to conduct exhibitions, resulting in high cost of enterprises and low quality of exhibitions. The main body of the exhibition market cannot be truly formed. The property right of some exhibition industry institutions thus is unclear, the governance structure is unreasonable and clear business strategies are lack. Ultimately institutions cannot fully follow market-based approach to operate independently.

III. Development Outlook of China's Exhibition Industry in 2019

With the advancement of science and technology, economic and social changes and the development of human conditions, the world exhibition industry is undergoing profound changes. A survey conducted by the Global Association of the Exhibition Industry (UFI) shows that the world exhibition industry is undergoing changes in nine aspects as follows: The exhibitors' demands are evolving from general, unified and standardized

services to individualized and targeted services; the visitors' needs are evolving from information acquisition to on-site experience; the exhibition market layout is transforming from regionalization to internationalization and globalization; the exhibition display technologies are changing from exhibiting physical objects and entities to cross-media and multimedia display; the forms of exhibition are evolving from traditional ways of exhibition and display to anti-traditional display+ and an integrated form of exhibition, convention and promotion activities; the exhibition operating mode is changing from booth sales to concept innovation, leading the industrial development and evolution; the age structure of exhibition participants is changing, from with people born in the 60s and 70s as the majority to with those born in the 80s and 90s as the dominant force; the exhibition facilities and venues are changing from being in short supply to oversupply; the capital operation of the exhibition industry is going beyond self-accumulation to step into the financial field.

Along with the deepening of reform and opening up, the economic and social development, the advancement of practices and research on convention and exhibition, China's exhibition industry has also experienced some breakthroughs in concepts, shifts in perceptions and innovations in practice. In regard to understanding the forms of business in the exhibition industry, the concept of large-scale convention and exhibition has been widely accepted by all walks of life. Exhibitions, conferences, festivals, performing arts and events constitute the five major forms of business in large-scale convention and exhibition. A consensus has been achieved concerning the exhibition economy, convention and exhibition industry and industry exhibitions. The No. 15 Document of the State Council clearly defines that "China's rapidly developing exhibition industry has become an important platform for the construction of a modern market system and an open economic system, and is playing an increasingly prominent role in China's economic and social development." The exhibition development plans and supporting policies of many cities emphasize the concept of industry exhibitions and focus on cultivating and supporting exhibition projects closely related with local industries. Major breakthroughs can also be found in understanding the functions of the exhibition economy. In the early stage, the exhibition economy was treated in a simple and intuitional way, and concepts like "1:9 pulling effect", "dropping helicopter money" and "bread of city" were very popular; while now it is believed that the exhibition economy plays an important role in enhancing the comprehensive effect of convention and exhibition, promoting industrial transformation and upgrading, influencing the orientation of a city's development and serving national strategies. The construction of exhibition facilities is not restricted to the tradition of building a single exhibition venue. Exhibition complexes and exhibition clusters are the new trend. The exhibition content is increasingly rich and diverse. Exhibitions and conventions are often held together, and the boundary is not that clear anymore. The integrative development of exhibitions with performing arts, events, tourism, recreation and health care can be expected. The operating mode of exhibitions is constantly being innovated. Digital technologies such as B2B, B2B2C, O2O2O, the Internet, Mobile Internet, big data, Internet of Things, cloud computing, VR and AR will promote the innovative development of the exhibition industry and add value to the services. Concepts like smart exhibitions, green exhibitions, ecological exhibitions, co-hosting and co-creation, crossover collaboration, and integrative development are being widely promoted in the industry. The protection of intellectual property rights has expanded from the protection of intellectual property rights of exhibits to the protection of intellectual property rights of exhibits and the

protection of the name right of exhibitions.

In 2019 and a period henceforth, the development of China's exhibition industry will follow the developing trajectory and trends of the world exhibition industry, and some new trends and new features will emerge. Innovative development will become a dominant theme of the industry, and the theme innovation, model innovation, concept innovation and service innovation will lead the high-quality development of China's exhibition industry.

(I) Theme innovation

Firstly, national strategies contribute to generating new themes for conventions and exhibitions. As the success of China International Import Expo has greatly boosted China's exhibition industry, it can be foreseen that exhibitions serving the national economic strategy, diplomatic strategy, industrial development strategy and regional development strategy will witness an increase in the number, improvement in the quality and an expansion in the scale and influence. The 2nd China International Import Expo will exceed the first one in accordance with President Xi Jinping's requirements. Some regions and cities may also launch regional import exhibitions. Guangdong 21st Century Maritime Silk Road International Expo will be moved to Guangzhou, and its scale and influence will be further expanded. Many institutional exhibitions and traditional regular exhibitions have been supplemented or may be supplemented with content related with the Belt and Road to serve the construction of the Initiative. The promotion and implementation of the Belt and Road Initiative provide an important opportunity for enterprises to explore the international market and export competitive production capacity, and bring new themes and opportunities for exhibitions. Secondly, the development of emerging industries brings new themes for conventions and exhibitions. According to the opinions of the state on supporting the development of strategic emerging industries during the "Thirteenth Five-Year Plan" period, industries including energy conservation and environmental protection, the new-generation information technology, biology, high-end equipment manufacturing, new energy, new materials and new energy vehicles have risen rapidly in recent years, bringing new themes for the exhibition market. The key to gaining an edge over competitors in the exhibition industry lies in aiming at the direction of industrial transformation, serving the display and trading demands of enterprises and occupying the high ground in future competitions. To serve the development of emerging industries, a series of exhibitions themed emerging industries such as artificial intelligence, energy conservation and environmental protection, the new-generation information technology, biology, high-end equipment manufacturing, new energy and new materials will emerge. Thirdly, regional development strategies bring forth new themes for conventions and exhibitions. With the proposition and implementation of strategies such as the Beijing-Tianjin-Hebei Region, the Guangdong-Hong Kong-Macao Greater Bay Area, the Yangtze River Economic Belt and the Yangtze River Delta Economic Zone, conventions and exhibitions focusing on regional development strategies or containing content that promotes regional coordinated development will emerge. The escalation of international trade friction and the Sino-US trade war posed new challenges to the development of China's exhibition industry and brought new development opportunities and themes as well. It is conceivable that in the near future it will become the responsibility of the exhibition industry, especially the overseas exhibitions, to give full play to the function

of exhibitions, make the best of exhibitions, construct exhibition platforms and break barriers caused by trade friction. It will be one of the main tasks of China's organizing overseas exhibitions to promote enterprises and industries to "go global" through exhibitions.

(II) Model innovation

Firstly, though the traditional industrial exhibitions will continue to develop, with the expansion of domestic consumer demand and the prosperity of the consumer market, consumer exhibitions serving the public will keep on growing and expanding with the actual effect improved. B2B and B2C will develop simultaneously, and an integrative development will be seen in B2B2C. Secondly, as people's demand for spiritual and cultural consumption increases, exhibitions concerning the cultural industry and cultural market will emerge, grow and develop in the form of special cultural exhibitions with the theme of specific cultural consumption, which will generate new exhibition content and new exhibition models. Thirdly, with the further integration of exhibitions with activities such as conventions, forums, promotional activities, performing arts and events, exhibitions will embrace rich content and diverse forms, and the comprehensive effect of exhibitions will be further enhanced. Fourthly, exhibitions cooperate with each other. Different exhibitions are held in the same period and in the same venue. They are each other's upstream, downstream and professional buyers. By taking advantage of and collaborating with each other, the scale effect of exhibitions is promoted. Fifthly, crossover and crossover collaboration has been further developed. Manufacturers and distribution channels accelerate getting involved in exhibition activities. It has become the norm for Alibaba, Tencent, and JD.com to organize exhibitions and conventions, with the exhibition models constantly innovated and their influence continuously rising. Macalline cooperated with China Foreign Trade Guangzhou Exhibition General Corp. and jointly managed China International Furniture Fair (Shanghai) and International Building and Construction Trade Fair (Shanghai), sharing resources in the form of "Platform + Exhibition". The mode that Easyhome adopted to host Beijing International Furniture Fair and plan the China International Building Decorations and Building Materials Exposition will entail an expansion effect. More manufacturers and channel agencies may get involved in conventions and exhibitions and play a part in the exhibition industry. Crossover development and collaboration injected new momentum into the exhibition industry and brought new development models.

(III) Concept Innovation

Firstly, the concept of green exhibition has become a consensus and been turned into action. Motivated by the state's promotion and demonstration of leading industry enterprises, the concept of "green, low-carbon, sustainable" has gradually penetrated into all aspects of the industrial chain and become the consensus and action of the industry. The competent department of the exhibition industry as well as the upstream and downstream business entities of the exhibition industry chain will continue to take effective measures to advance the deepening of the green exhibition concept. The government departments will further embody the concept in exhibition-related supporting policies to advocate green exhibitions. Industry intermediaries and leading enterprises will act as organizers or take the lead in developing industry standards and group standards of green exhibition, to gradually improve the standard system of green exhibition. The exhibition organizers

will apply modern information technology at the exhibition site and reduce the use of disposable materials. Exhibition engineering service enterprises will accelerate the research, development, design and production of green exhibition equipment, explore new modes like shared leasing, and present energy-saving and consumption-reducing solutions. Secondly, the concept of constructing exhibition venues has been innovated, with the highlighted trend of building the exhibition complex, the exhibition industrial park, and the exhibition function cluster. The construction of exhibition venues and facilities goes beyond the traditional concept of building simple exhibition venues, and the exhibition facility complex has emerged which integrates functions like exhibiting and display, forums and conferences, catering and accommodation services. The concept of constructing exhibition industrial parks, exhibition industry clusters, exhibition function clusters and exhibition ecological zones began to appear, which concentrates on service provision of the exhibition industry chain and the integration of urban service functions. Shenzhen World Exhibition and Convention Center will be completed and put into operation in the near future, and Xi'an Silk Road Conference and Exhibition Center will be finished soon. The construction of National Convention and Exhibition Center (Tianjin) has started. Information has been released that Jinan will cooperate with the Greenland Group to build large-scale exhibition facilities. Hangzhou International Expo Center proposed to build a convention and exhibition cluster, Sichuan put forward its plan of constructing a functional zone for international convention and exhibition, and Xiamen proposed to build an exhibition ecological zone.

(IV) Service Innovation

The development of information technology has innovated the means of exhibition services, updated the concept of exhibition services, and increased the value of exhibition services. Smart exhibitions, the informatization of exhibitions, and intelligent exhibition services have become new drives to boost the development of the industry. The informatization of exhibitions includes: applying the thinking mode of "Internet Plus", adopting the Internet technology, facilitating information sharing, promoting the matching of supply and demand, improving interactive experience, realizing the intelligentization of exhibition management, service provision and information utilization. Through information construction, we can expand the field of exhibition services, extend the means of exhibition services, improve the efficiency of exhibition services, achieve upgrades in management and interaction, make exhibitions more agglutinant, and improve the overall quality and level of exhibitions. Moreover, we can use the Internet technology to conduct in-depth analysis of target audiences, understand customers' needs, and accurately provide tailor-made and customized services. The technology will also enable us to understand the supply and demand of exhibitions, the needs of both parties in the project, and provide targeted trading services. We can conduct online matching to increase the matching degree of trading cooperation and to improve the actual trading effect of exhibitions. Big data technology can be used to build an exhibition service tracking system to realize intelligent and smart customer relationship management. We can utilize the network system to make the exhibition process more programmable, intelligent and standardized and realize automation of management. We can apply the latest QR code to sign in while the Mobile Internet technology LBS and facial recognition technology can be used to improve and enhance on-site services.; 3D technology, interaction through live broadcast, and technologies

like VR, AR and MR can be applied to recreate the exhibition site (ZR), thus to enable users to gain a panoramic view of the exhibition, enjoy the atmosphere and understand the exhibition brand and enterprises. In addition, we need to build an economical and effective, free and convenient, fast and accurate network platform which is highly interactive, to strengthen the whole process management of services before, during and after exhibitions, to realize interactive experience and information sharing between the organizers, exhibitors, service providers and audiences, and achieve multi-wins. The Internet technology can be utilized in providing value-added services to customers, promoting the use of O2O2O and offering online and offline display, trading, financial and logistics services, so as to save transaction costs and improve transaction efficiency. All of these applications mentioned above have become, are becoming, and will become the consensus and trend in the development of the exhibition industry, which will promote the upgrading and value-adding of exhibition services.

IV. Recommendations for Promoting the Development of China's Exhibition Industry

Currently, China's exhibition industry is seeing rapid development and has become an important platform for building a modern market system and an open economy system and is playing increasingly prominent roles in the development of the national economy. However, there is still a certain gap in the development of China's exhibition industry compared with international developed countries. In order to further promote the high quality and rapid development of the exhibition industry, policy recommendations are proposed as follows.

(I) Identifying the positioning of government functions and cultivating and expanding market players

In response to the roles of the government transferring from “administration” to “promotion”, we will work to explore the establishment of the government exit mechanism, reduce direct intervention of the government in exhibition activities, strengthen the roles of planning, guidance and services of the industry, and intensify prior planning, coordination during the exhibition and post-supervision. We will given rein to the macro-adjustment function of industrial policies in line with the strategic development positioning of and the development plan for the exhibition industry, to promote the exhibition industry to move towards a given direction and goal. We will guide localities to take the featured development road of exhibition economy by following local conditions and starting from their respective cultural heritages and unique resources. And we will improve the construction of exhibition venues and supporting infrastructure to improve the quality, utilization rate and technology content of the exhibition venues.

For some purely commercial exhibitions, the government should decisively withdraw and let the market players compete fully. While for some non-competitive exhibitions, the government should strengthen guidance, realize marketization by purchasing services, encourage enterprises to undertake the exhibitions originally organized by the government according to market demand through participation in bidding,

acceptance of commission and authorized operation.. And it' s necessary to give full play to the leading force of the market, actively introduce domestic and foreign renowned professional exhibition venue operators and guide them to participate in the post-operation of the exhibition venues by means of cooperative operation, entrusted operation and independent operation.

(II) Improving exhibition laws and regulations and regulating the market order of the industry

We need to establish a complete system of exhibition law regulation and promulgate the Exhibition Law to regulate the development of the exhibition industry. We will establish an exhibition brand certification system and strengthen brand protection to ensure fair and orderly competition in the exhibition market. It' s necessary to give more protection to intellectual property rights and support and encourage exhibition entities to protect exhibition-related intellectual property rights through patent application and trademark registration. And it' s necessary to set up the service standard system for the exhibition industry and the dispute mediation and arbitration system between the organizer, suppliers, exhibitors and visitors so as to safeguard the legitimate interests of all parties.

We need to strengthen regulation and self-discipline of the industry, formulate corresponding rules and regulations, coordinate the types, duration and locations of exhibitions, strengthen the management of exhibition projects and conduct macro-control on the exhibitions, thus ensuring the orderly operation of the exhibitions and effectively avoiding repeated exhibitions, exhibitions being hosted by multiple organizations, vicious competition, scatteredness and chaos. We need to improve the industry associations involving the participation of multiple parties such as exhibition organizers, exhibition companies and enterprises, broadly unite enterprises and listen to their voices, report to the relevant government departments on the universal problems and reasonable requirements of enterprises, and put forward relevant policies and legislative recommendations. It' s necessary to enhance the authority of the association in the market so that the association can really play roles in improving industry norms and standards, regulating the market order, setting up evaluation mechanisms and strengthening industry self-discipline.

(III) Integrating advantageous exhibition resources to promote the integrated development of the industry

It' s necessary to integrate superior resources in the exhibition field to achieve complementary advantages. Cities should clarify their respective positioning and promote joint development by strengthening information exchange and cooperation. Powerful exhibition companies can make their brands bigger through the bond of capital and inter-regional and inter-provincial alliances; they can also establish internationally competitive exhibition groups through stock cooperation and M&A to drive and enhance the overall competitiveness of the exhibition industry. It' s necessary to rise as the market leader by a host of means like strengthening alliance of exhibition projects and foster large-scaled brand exhibition.

We are required to actively promote the development of display technology, realize the integrated development of communications, media, publishing and other sectors, realize the coordinated development of online and offline exhibitions through technological integration, enhance customer experience by use of digital technology, and improve display technology. We should give play to the advantages of experience and promote the integration between the exhibition industry with tourism, leisure and other industries, forming exhibition tourism and exhibition leisure. We need to explore the creative path of the exhibition industry, push forward the integration of the cultural creativity industry and the exhibition industry, and accelerate the development of creative parks, creative exhibitions, creative conferences and other exhibition-related culture industry. We need to give full play to the marketing function of the exhibition industry and accelerate its integration with the general industry; leading enterprises and industry associations can achieve industrial integration by holding professional product exhibitions, and the government can promote industrial agglomeration and enhance the popularity of the city and the industry by holding local industrial exhibitions.

(IV) Improving exhibition professionalism and promoting brand development

We need to attach importance to the professionalism of basic supporting facilities and work to build first-class hardware facilities of exhibition venues. For example, the scale, exhibition area, ventilation, water supply, power supply and communication of the exhibition venues, live up to standardization level, and the exhibition venues are equipped with green leisure places and parking lots to provide convenient services for professional visitors. It's necessary to highlight the specialization of service operation mode; in addition to providing professional services such as booth construction and exhibit transportation for exhibitions of different scales and different types of industries, we also need to provide catering, transportation, information and other supporting services for exhibitors and visitors, work to integrate dining, shelter, exhibition, entertainment, tourism and shopping together to improve the professionalism of exhibitions. We will work to establish professional talent teams, standardize the exhibition discipline system, strengthen the construction of teaching staff, vigorously develop professional exhibition education, and according to the market needs set up the exhibition talent training, and train the exhibition practitioners in a timely manner through short-term training and qualification certification, so as to improve the professional competence all cross the board.

It's necessary to grasp the new trends in the industry and new highlights of consumption, introduce new concepts, new trends and new fashions into the exhibition, and explore innovative exhibitions such as Innovation and Business Starting Exhibition, Creative Exhibition, VR Interactive Experience Exhibition, Smart Life Exhibition, and Future Technology Product Exhibition. It's also necessary to actively encourage foreign capital, technology and management personnel to enter the Chinese exhibition market, promote some excellent exhibitions in China to be hosted abroad, expand the scope of business, and achieve brand development through international integration.

(V) Enhancing international participation and expanding cooperation channels at home and abroad

It's necessary to expand marketing channels and open offices overseas to understand the specific requirements of overseas customers and better meet the needs of overseas consumers. We need to conduct investment promotion, publish relevant advertisements or hold press conferences overseas to shape the international image of China's exhibitions and enlarge international publicity and promotion efforts to exhibitor participants. And we should encourage brand exhibitions to "go global" and support exhibition enterprises to participate in or host exhibitions abroad by taking the opportunities of the implementation of the national "Belt and Road" Initiative and other major strategies and multilateral, bilateral and regional economic and trade cooperation.

We need to actively participate in international and regional exhibition alliance organizations, strengthen communication and exchanges with international organizations, encourage exhibition institutions and exhibition companies to join international exhibition organizations such as CAEC, UFI, ICCA, IAEE, and SITE, and strive for recognition of international exhibitions for more exhibitions. We will also actively join internationally-renowned exhibition institutions in cities like Hanover, Dubai, and Las Vegas as well as the activities hosted by them, encourage domestic enterprises to actively conduct exchanges and cooperation with famous foreign exhibition institutions and encourage exhibition projects to obtain international certification.

I. Data Description

(I) Data Sources

Data of this chapter were collected by CCPIT's member units or derived from China's public media information (online and paper media) as of December, 31, 2018. In order for a more accurate and comprehensive reflection of the scale of exhibitions across China, multiple exhibitions of similar industries held by the same organizer, at the same time and in the same place were either counted separately if the organizer differentiated them explicitly or counted in a combined manner if not, when this report made statistics of the quantity of exhibitions. Note that data before 2018 involved in this chapter were all derived from those years' Annual Report on China's Exhibition Economy.

According to incomplete statistics, information of 4,312 exhibitions was gathered during 2018, an increase of 290 compared to the year 2017. Among the total, 3,857 exhibitions' area information was collected, with a total area of 130.86 million m². On this basis, China's exhibition area is estimated as 146.30 million

m².^① Among the exhibitions whose area information has been collected, 3,793 or 98% are economic and trade exhibitions, with a total exhibition area of 129.49 million m²; and 64 or 2% are non-economic and trade exhibitions like job fairs, trade fairs, Spring Festival goods fairs, calligraphy, painting and art exhibitions and celebrations, with a total exhibition area of 1.37 million m². See Fig. 2.1.

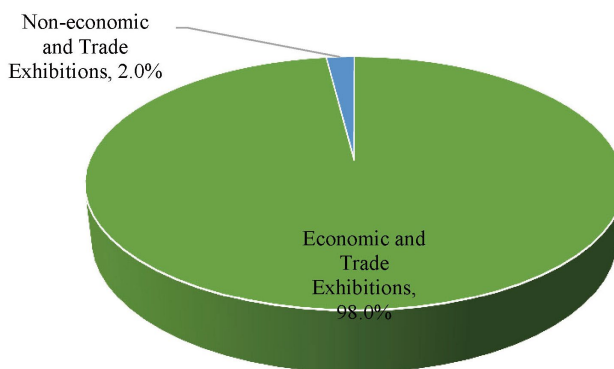


Fig. 2.1 Distribution of Chinese Exhibitions by Type, 2018

(II) Involved Regions

As an important part of regional exhibition economy, economic and trade exhibitions make great contributions to regional economy and can also reflect more accurately the development of a region's exhibition market. Therefore, statistical analysis will be conducted only on the 3,793 economic and trade exhibitions of which the area information has been collected in the following sections.

① Total exhibition area of China \approx Known total exhibition area (130.86 million m²) / known quantity of exhibitions (3,857) * collected quantity of exhibitions (4,312).

In this report, information of economic and trade exhibitions involves 130 cities of 30 provinces, autonomous regions and municipalities directly under the central government (exc. Hong Kong and Macau Special Administrative Regions and Taiwan Province, exhibition information of Tibet Autonomous Region wasn't available), as shown in Tables 2.1 and 2.2, and this report only analyzes the economic and trade exhibitions held in said cities. Note that “nationwide” referred hereinafter only represents said 130 cities of 30 provinces, autonomous regions and municipalities directly under the central government (exc. Hong Kong and Macau Special Administrative Regions, Taiwan Province and Tibet Autonomous Region) within the territory of China.

Table 2.1 List of Provinces & Autonomous Regions & Municipalities Covered in the Report

Anhui	Beijing	Chongqing	Fujian	Guangdong
Guangxi	Gansu	Guizhou	Hebei	Henan
Heilongjiang	Hubei	Hunan	Hainan	Jiangsu
Jiangxi	Jilin	Liaoning	Inner Mongolia	Ningxia
Qinghai	Shanghai	Shandong	Shanxi	Shaanxi
Sichuan	Tianjin	Xinjiang	Yunnan	Zhejiang

Note: Provinces, autonomous regions and municipalities directly under the central government are listed in alphabetical order.

Table 2.2 List of Cities Covered in the Report

Anqing	Bengbu	Baotou	Baoding	Beijing	Binzhou	Zhangzhou	Boxing	Zhangzhou	Changzhou
Chaozhou	Shenyang	Chengdu	Chizhou	Chifeng	Cixi	Dalian	Datong	Zhangzhou	Dongguan
Dongying	Ordos	Foshan	Fuzhou	Guangyuan	Guangzhou	Guiyang	Harbin	Haikou	Hangzhou
Hefei	Heze	Hengshui	Hohhot	Hulunbeier	Huzhou	Huai'an	Huizhou	Jinan	Jining
Jiaying	Jiangmen	Jinzhou	Jingdezhen	Jiuquan	Kunming	Kunshan	Lanzhou	Langfang	Leling
Fuling	Lianyungang	Linhai	Linyi	Liuzhou	Luoyang	Luohe	Ma On Shan	Manzhouli	Meishan
Mianyang	Nanan	Nanchang	Nanjing	Nanning	Nanping	Nantong	Ningbo	Ningde	Pu'er
Qiqihar	Qingdao	Quanzhou	Sanmenxia	Sanya	Shahe	Xiamen	Shantou	Shanghai	Captain
Shaoxing	Shenzhen	Shijiazhuang	Suzhou	Suifenhe	Taizhou	Taiyuan	Taian	Taizhou	Tangshan
Tianjin	Suichang	Weihai	Weifang	Wenzhou	Urumqi	Wuxi	Wuhu	Wuhan	Xi'an
Xining	Xiaogan	Zhangzhou	Xinyang	Xingtai	Xuzhou	Yantai	Yancheng	Yangzhou	Yang Ling
Yichun	Yiwu	Yinchuan	Yongkang	Yuyao	Yulin	Zaozhuang	Zhanjiang	Zhangjiakou	Zhang Wei
Changchun	Changsha	Zhengzhou	Zhongshan	Chongqing	Zhoushan	Zhuhai	Zhumadian	Zibo	Zunyi

Note: Cities are listed in alphabetical order.

II. Geographical Distribution

(I) Regional Distribution

In 2018, the quantity and area of economic and trade exhibitions held across China varied greatly. Owing to its advantages in economic development, number of cities, urban resources and coastal location, East China was ahead of other regions in terms of both the quantity and the area of exhibitions; Northeast China ranked top by the YoY growth of quantity of exhibitions while South China was in the lead by the YoY growth of area of

exhibitions.

1. Exhibitions were distributed unevenly, and East China was still in the lead.

In 2018, exhibitions were distributed unevenly by region within China. East China was far ahead, followed successively by South China, North China, Central China, Northeast China, Southwest China and Northwest China. As shown in Fig. 2.2, 1,706 exhibitions or 45% of China's economic and trade exhibitions were held in East China, 564 exhibitions or 14.9% in South China, 490 exhibitions or 12.9% in North China, 330 exhibitions or 8.7% in Central China, and 327 exhibitions or 8.6% in Northeast China. Southwest China and Northwest China lagged behind by holding 234 exhibitions and 142 exhibitions respectively, taking up 6.2% and 3.0%.

The geographical distribution of exhibitions by proportion of 2018 was basically the same as that of 2017. Slight increases were witnessed in East China and Northeast China, and small decreases were witnessed in South China, North China, Southwest China and Northwest China, with that in Central China being unchanged. In addition, by proportion of the quantity of exhibitions held, South China ranked second and Northeast China fifth in 2018, both ascending one place over the year 2017.

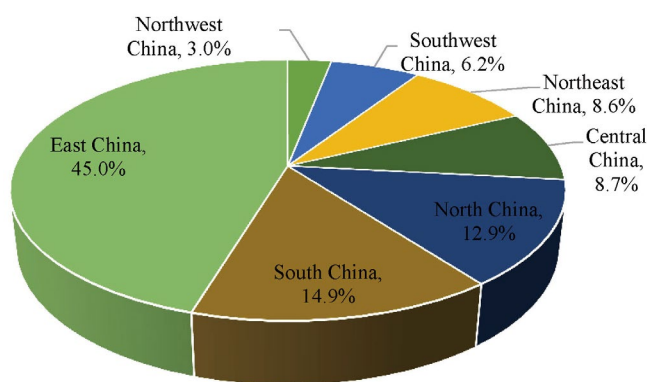


Fig. 2.2 Geographical Distribution of Exhibitions by Quantity Ratio, 2018

2. Quantity of exhibitions held by each region fluctuated somewhat, and Northeast China had the fastest YoY growth.

In 2018, a total of 3,793 economic and trade exhibitions were held across the country, an increase of 130 or 3.5% on a yearly basis. The quantity of exhibitions held in various regions showed certain degree of fluctuation. Northeast China, East China and Central China all witnessed an increase of quantity, with Northeast China having the most evident increase, followed successively by East China and Central China; Southwest China, North China, South China and Northwest China all saw varying degrees of decline in quantity. As shown in Fig. 2.3, in terms of the quantity of exhibitions in 2018, East China saw an increase of 236 or 16.1% YoY, Northeast China an increase of 89 or 37.4% YoY, and Central China an increase of merely 1 or 0.3% YoY; Southwest China, North China, South China and Northwest China all recorded a decrease compared to a year ago: Southwest China, with a decrease of 57 in quantity, registered the sharpest decline of 19.6% YoY, followed successively by North China which saw a decrease of 119 or 19.5% YoY, South China which saw a decrease of 19 or 3.3% YoY, and Northwest China which saw a decrease of 1 or 0.7% YoY.

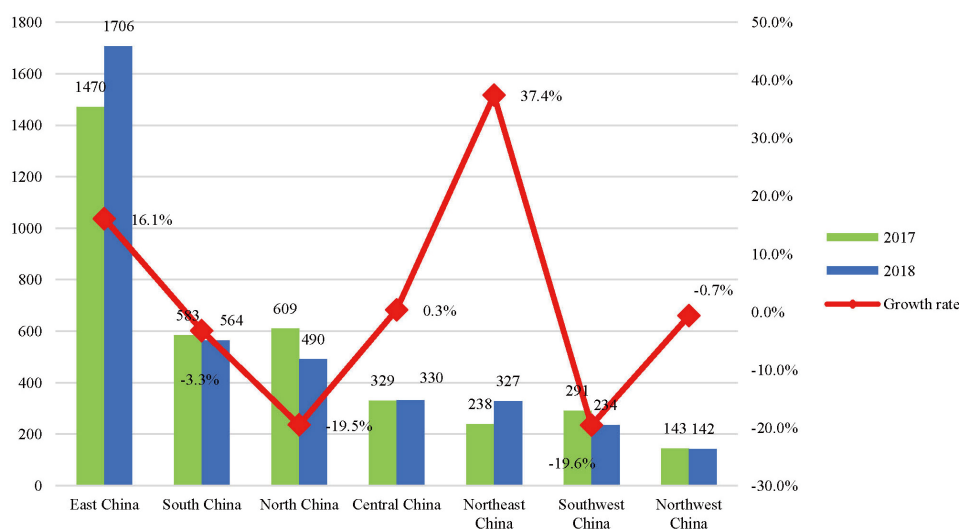


Fig. 2.3 Geographical Distribution of Exhibitions by Quantity, 2017-2018

3. Regions varied a lot in area of exhibitions, and East China still ranked top.

In 2018, regions within China varied a lot in the area of exhibitions held, among which East China ranked top, followed successively by South China, North China, Southwest China, Central China, Northeast China and Northwest China. The ranking order was consistent with that in 2017. As shown in Fig. 2.4, East China recorded 53.12 million m² in area of exhibitions, taking

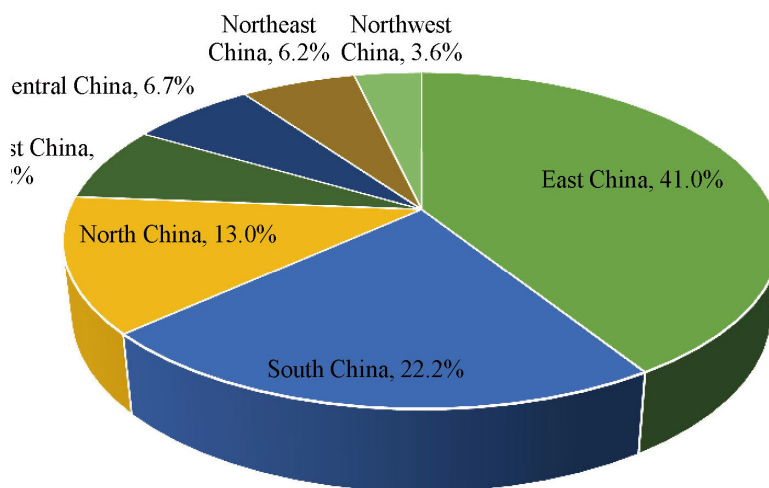


Fig. 2.4 Geographical Distribution of Exhibitions by Area Ratio, 2018

up 41.0% of the total area of economic and trade exhibitions held nationwide; South China 28.77 million m², taking up 22.2%; North China 16.85 m², taking up 13.0%; Southwest China 9.33 million m², taking up 7.2%; and Central China 8.70 million m², taking up 6.7%. Northeast China and Northwest China registered the smallest area of 8.01 million m² and 4.71 million m² that accounted for 6.2% and 3.6% respectively.

4. Most regions saw an expansion in area of exhibitions, and South China had the swiftest YoY growth of area.

In 2018, the total area of economic and trade exhibitions held in China was 129.49 million m², an increase of

5.7 million m² or 4.6% on a yearly basis. In most regions, the exhibition area continued to grow. South China registered the highest YoY growth rate, followed successively by Northeast China, North China, Northwest China and East China. However, Southwest China and Central China saw a YoY decline in the area of exhibitions. As shown in Fig. 2.5, in terms of the area of exhibitions, South China witnessed an increase of 4.2 million m² or 17.1% YoY; Northeast China an increase of 980,000 m² or 13.9% YoY; North China an increase of 1.6 million m² or 10.5% YoY; Northwest China an increase of 430,000 m² or 10.0% YoY; East China an increase of 2.27 million m² or 4.5% YoY; Southwest China a decrease of 2.49 million m² or 21.1% YoY; and Central China a decrease of 1.29 million m² or 12.9% YoY.

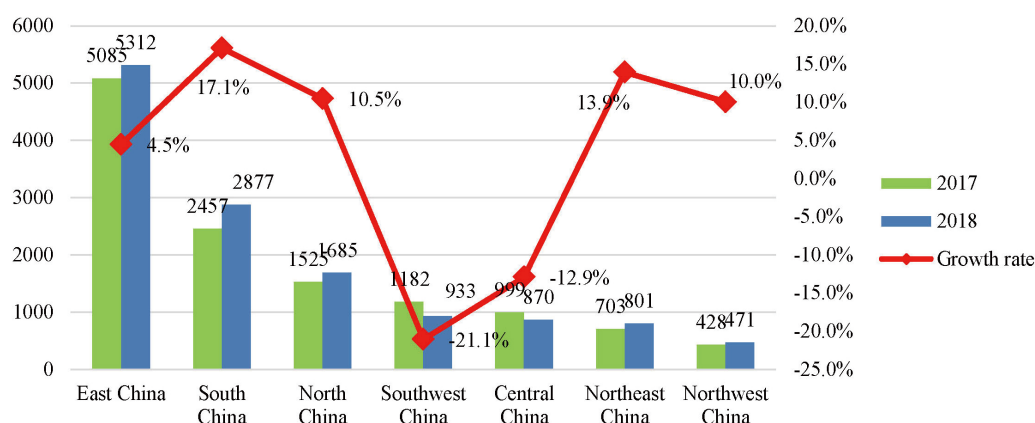


Fig. 2.5 Variation in Geographical Distribution of Exhibitions by Area, 2017-2018 (Unit: 10,000 m²)

(II) Provincial Distribution

In 2018, China's exhibition industry maintained a fine development momentum. Shanghai, Guangdong and Shandong ranked top three in terms of both the quantity and the area of exhibitions. Among them, Shanghai ranked top by the quantity of exhibitions while Guangdong was ahead of other regions by the area of exhibitions. The area of exhibitions in Shanghai and Guangdong both exceeded 20 million m².

1. By quantity of exhibitions, Shanghai, Guangdong and Shandong ranked top three and Shanghai has the faster YoY growth.

In 2018, China's top three provinces (municipalities directly under the central government) with the largest quantity of exhibitions were Shanghai, Guangdong and Shandong. Among them, Shandong surpassed Beijing in the quantity of exhibitions, ranking third; Shanghai registered the fastest year-on-year growth in the quantity of exhibitions.

In specific, Shanghai held 741 exhibitions, taking up 19.5% of exhibitions held nationwide, an increase of 82 or 12.4% YoY; Guangdong held 505 exhibitions, taking up 13.3%, a decrease of 29 or 5.4% YoY; and Shandong held 360 exhibitions, taking up 9.5%, an increase of 18 or 5.3% YoY. Beijing, one of top three provinces

(municipalities directly under the central government) by quantity of exhibitions in 2017, held 277 exhibitions in 2018, taking up 7.3%, a decrease of 96 or 25.7% YoY. In short, the three powerful provinces (municipalities directly under the central government) of exhibitions totally held 1,606 exhibitions in 2018, an increase of 2.6% YoY. See Fig. 2.6 and 2.7.

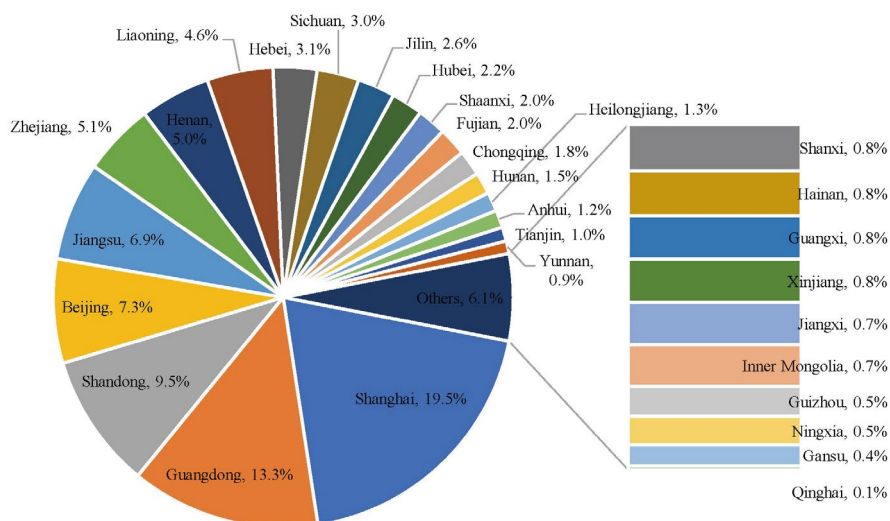


Fig. 2.6 Provincial/ Municipal/ Autonomous Region Distribution of Exhibitions by Quantity Ratio, 2018

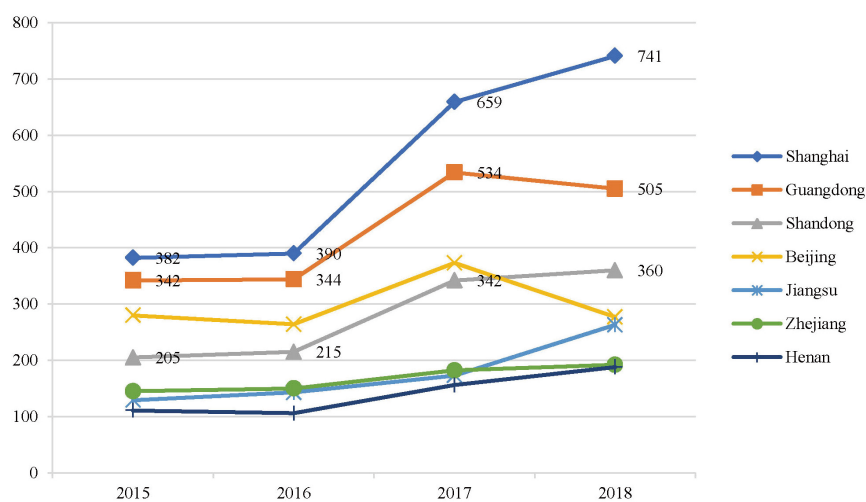


Fig. 2.7 Variation in Exhibition Quantities of Major Exhibition Provinces or Municipalities Directly under the Central Government, 2015-2018

Statistics suggests there were 11 provinces or municipalities directly under the central government that held more than 100 exhibitions in 2018—Shanghai, Guangdong, Shandong, Beijing, Jiangsu, Zhejiang, Henan, Liaoning, Hebei, Sichuan and Jilin. Said 11 provinces or municipalities directly under the central government totally held 3,031 exhibitions, taking up 79.9% of exhibitions held nationwide; another 6 provinces or

municipalities directly under the central government that each held 50 to 100 exhibitions and totally held 413 exhibitions, taking up 10.9%; and 3 provinces or municipalities directly under the central government or autonomous regions that each held less than 20 exhibitions and totally held 36 exhibitions, taking up 0.9%. See Table 2.3.

Table 2.3 List of Provinces & Municipalities Holding More than 50 Exhibitions in 2018

S/N	Provinces & Municipalities	Quantity	S/N	Provinces & Municipalities	Quantity
1	Shanghai	741	10	Sichuan	112
2	Guangdong	505	11	Jilin	100
3	Shandong	360	12	Hubei	84
4	Beijing	277	13	Shaanxi	77
5	Jiangsu	263	14	Fujian	75
6	Zhejiang	192	15	Chongqing	68
7	Henan	188	16	Hunan	58
8	Liaoning	176	17	Heilongjiang	51
9	Hebei	117			

2. By area of exhibitions, Guangdong, Shanghai and Shandong ranked top three and Guangdong registered the most significant YoY growth.

In 2018, China's top three provinces or municipalities directly under the central government by area of exhibitions were Guangdong, Shanghai and Shandong in succession. Among them, Guangdong outperformed Shanghai, ranking first, and it registered the most significant YoY growth among the said top three provinces (municipalities directly under the central government) by area of exhibitions.

In specific, the exhibition area of Guangdong grew 3.898 million m² or 16.7% YoY to 27.278 million m², accounting for 21.1% of nationwide area of exhibitions; that of Shanghai rose 1.026 million m² or 4.0% YoY to 26.706 million m², accounting for 20.6%; and that of Shandong fell 926,000 m² or 8.6% YoY to 9.894 million m², accounting for 7.6%. The top three provinces (municipalities directly under the central government) by area of exhibitions had a total exhibition area of 63.878 million m², an increase of 6.7% YoY. See Fig. 2.8.

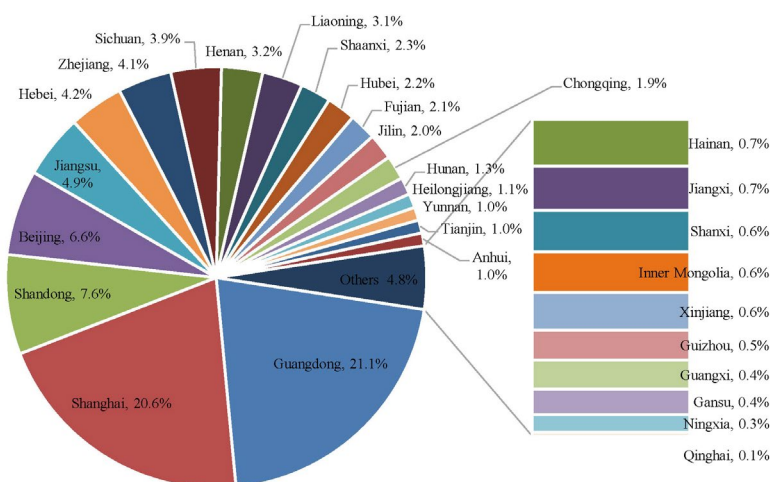


Fig. 2.8 Provincial, Municipal/ Autonomous Region Distribution of Exhibitions by Area Ratio, 2018

In 2018, there were two provinces (municipalities directly under the central government) with an exhibition area exceeding 20 million m²—Guangdong and Shanghai. Except the above two provinces (municipalities directly under the central government), there was no province (municipality directly under the central government/autonomous region) whose exhibition area exceeded 10 million m², and other regions varied greatly in the area of exhibitions. In specific, there were 6 provinces (municipalities directly under the central government) with an exhibition area between 5 million and 10 million m², and they registered a total exhibition area of 40.518 million m², taking up 31.3% of total nationwide area of exhibitions; there were 7 provinces (municipalities directly under the central government) with an exhibition area between 2 million and 5 million m², and they registered a total exhibition area of 21.71 million m², taking up 16.8%; there were 5 provinces with an exhibition area between 1 million and 2 million m², and they registered a total exhibition area of 7 million m², taking up 5.4%. See Table 2.4.

Table 2.4 List of Provinces & Municipalities with an Exhibition Area of More than 1 Million m² in 2018

S/N	Provinces & Municipalities	Area (10,000 m ²)	S/N	Provinces & Municipalities	Area (10,000 m ²)
1	Guangdong	2727.8	11	Shaanxi	303.8
2	Shanghai	2670.6	12	Hubei	287.2
3	Shandong	989.4	13	Fujian	269.2
4	Beijing	848.9	14	Jilin	257.8
5	Jiangsu	633.0	15	Chongqing	240.3
6	Hebei	543.0	16	Hunan	173.2
7	Zhejiang	535.1	17	Heilongjiang	139.9
8	Sichuan	502.4	18	Yunnan	129.8
9	Henan	409.4	19	Tianjin	129.7
10	Liaoning	403.3	20	Anhui	127.4

Besides, comparison on the area of exhibitions from 2015 to 2018 suggests that 2018 witnessed an increase in the area in most provinces (municipalities/autonomous regions), with a fierce competition, in particular in the top 2 regions of Guangdong and Shanghai. The trend of Shandong and Beijing at the third and fourth place was also relatively synchronized, with the area of exhibitions falling somewhat in 2018. Other provinces tended to increase on the whole, in spite of small fluctuations. See Fig. 2.9.

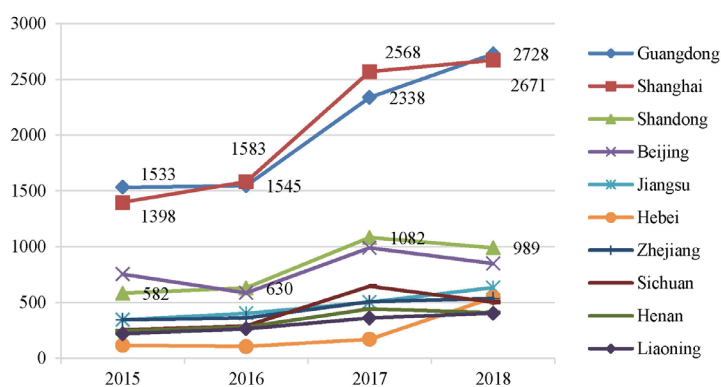


Fig. 2.9 Variation in Exhibition Area of Major Exhibition Provinces or Municipalities Directly under the Central Government, 2015-2018 (10000 m²)

(III) City Distribution

In 2018, exhibition cities developed well. Beijing, Shanghai and Guangzhou remained the most important exhibition cities of China and ranked top three by quantity and area of exhibitions. Shanghai had outstanding advantages.

1. Beijing, Shanghai and Guangzhou continued to rank top three by quantity of exhibitions, with evident advantages witnessed in Shanghai.

In 2018, top three cities by the quantity of exhibitions remained the same with last year, and they were Shanghai, Beijing and Guangzhou. Among the top five cities by the quantity of exhibitions, Zhengzhou surpassed Shenzhen, with its ranking rising from fifth to fourth, and Qingdao had the fastest year-on-year growth, with its ranking rising from seventh to fifth.

In specific, Shanghai held 741 exhibitions, taking up 19.5% of the exhibitions held nationwide, an increase of 82 or 12.4% YoY; Beijing held 277 exhibitions, taking up 7.3%, a decrease of 96 or 25.7% YoY; Guangzhou held 277 exhibitions, taking up 7.3%, a decrease of 37 or 11.8% YoY; Zhengzhou held 175 exhibitions, taking up 4.6%, an increase of 33 or 23.2% YoY; and Qingdao held 165 exhibitions, taking up 4.4%, an increase of 42 or 34.1% YoY. Shanghai, Beijing and Guangzhou totally held 1,295 exhibitions, making up 34.1% of exhibitions held nationwide. Among the 505 exhibitions held in Guangdong Province, 423 or 83.8% were held in Guangzhou and Shenzhen, two important cities in the Pearl River Delta with regional exhibition advantages.

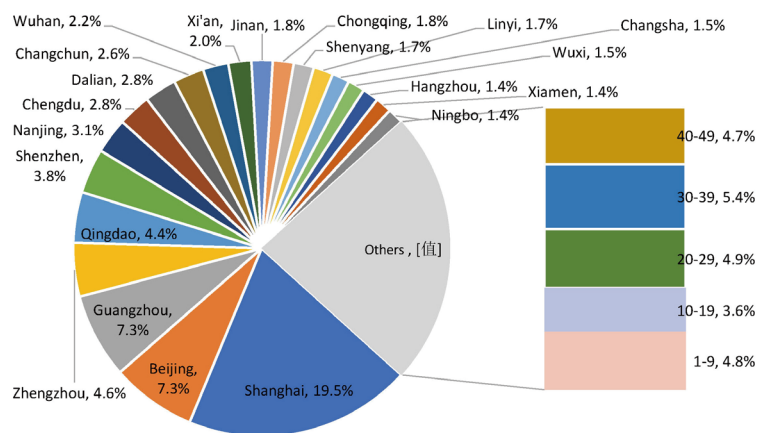


Fig. 2.10 City Distribution of Exhibitions by Quantity Ratio, 2018

Note: “1-9, 0-19, 20-29, 30-39 and 40-49” in the figure represent quantities of exhibitions held in corresponding cities. Data are combined in view of the large-scale analysis of exhibition cities.

In 2018, there were 21 cities that held more than 50 exhibitions (see Table 2.5), 5 more than 2017, and the increased 5 cities were Dalian (105 exhibitions), Changchun (100 exhibitions), Linyi (64 exhibitions), Wuxi (55 exhibitions) and Xiamen (53 exhibitions). Tianjin and Harbin, which held 60 and 56 exhibitions respectively in 2017, failed to maintain more than 50 exhibitions in 2018. The said 21 cities totally held 2,904 exhibitions,

taking up 76.6% of exhibitions held nationwide, up by 3.6 percentage points over last year. On the whole, exhibition cities developed well, with growth in both quantity and quality of exhibitions.

Table 2.5 List of Cities Holding More than 50 Exhibitions in 2018

S/N	City	Quantity	S/N	City	Quantity
1	Shanghai	741	12	Xi'an	75
2	Beijing	277	13	Jinan	69
3	Guangzhou	277	14	Chongqing	68
4	Zhengzhou	175	15	Shenyang	66
5	Qingdao	165	16	Linyi	64
6	Shenzhen	146	17	Changsha	57
7	Nanjing	116	18	Wuxi	55
8	Chengdu	107	19	Hangzhou	53
9	Dalian	105	20	Xiamen	53
10	Changchun	100	21	Ningbo	52
11	Wuhan	83			

2. Beijing, Shanghai and Guangzhou continued to rank top three by the area of exhibitions, and Shanghai took up the highest proportion.

In 2018, the ranking of Chinese cities by the area of exhibitions was basically the same with that by the quantity of exhibitions. That is to say, cities with a big quantity of exhibitions also registered a large area of exhibitions. But detailed ranking varied slightly under the influence of city area and other factors. Shanghai, Guangzhou and Beijing ranked top three by the area of exhibitions, which was consistent with the trend in 2017; among the top five cities by the area of exhibitions, Shenzhen ranked fourth, ascending one place compared to the previous year, while Chengdu ranked fifth, descending once place compared to the previous year.

In specific, Shanghai had an exhibition area of 26.706 million m², taking up 20.6% of the area of exhibitions held nationwide. The figure represented an increase of 1.026 million m² or 4.0% YoY; Guangzhou registered an exhibition area of 13.281 million m², a decrease of 1.589 million m² or 10.7% YoY; Beijing's exhibition area came in at 8.489 million m², shrinking 1.411 million m² or 14.3% YoY. See Fig. 2.11.

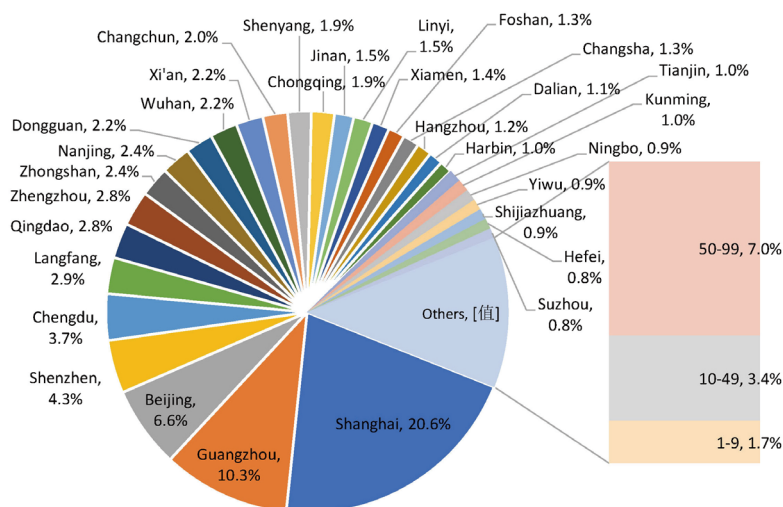


Fig. 2.11 City Distribution of Exhibitions by Area Ratio, 2018

Note: "1-9, 10-49 and 50-99" in the figure represent exhibition area of corresponding cities.

The statistics indicate that exhibitions held in Shanghai covered an average area of 36,000 m², and the figure was 48,000 m² for Guangzhou and 31,000 m² for Beijing. Shanghai mainly held large-scale exhibitions, while Beijing mainly held medium-scale exhibitions due to the limited space of venues.

In addition, there were 18 cities that registered a total exhibition area exceeding 2 million m² in 2018, 4 more than 2017, and the increased cities were Langfang, Zhongshan, Changchun and Linyi; there were 13 cities that registered an exhibition area between 1 million and 2 million m², 6 more than 2017, and the increased cities were Foshan, Dalian, Tianjin, Yiwu, Shijiazhuang and Suzhou. Cities with more than 1 million m² in the area of exhibitions registered an aggregated area of 113.845 million m², taking up 87.9% of the area of exhibitions held nationwide, up by 3.9 percentage points over last year. See Table 2.6.

Table 2.6 List of Cities Holding Exhibitions of More than 1 million m² in 2018

S/N	City	Area (10,000 m ²)	S/N	City	Area (10,000 m ²)
1	Shanghai	2670.6	17	Jinan	200.6
2	Guangzhou	1328.1	18	Linyi	200.0
3	Beijing	848.9	19	Xiamen	180.2
4	Shenzhen	553.6	20	Foshan	170.9
5	Chengdu	484.1	21	Changsha	170.2
6	Langfang	376.2	22	Hangzhou	154.3
7	Qingdao	367.8	23	Dalian	145.1
8	Zhengzhou	365.6	24	Harbin	131.2
9	Zhongshan	313.6	25	Tianjin	129.7
10	Nanjing	307.5	26	Kunming	127.8
11	Dongguan	286.3	27	Ningbo	122.1
12	Wuhan	285.2	28	Yiwu	114.4
13	Xi'an	282.0	29	Shijiazhuang	112.7
14	Changchun	257.8	30	Hefei	109.4
15	Shenyang	245.9	31	Suzhou	102.4
16	Chongqing	240.3			

III. Scale Distribution

Scale is an important standard for judging an exhibition's value and status, and specific evaluation indicators are area of exhibitions, quantity of exhibitions and quantity of visitors. In this report, nationwide exhibition scale of 2018 was estimated by the area of exhibitions, which was classified as below 10,000 m², 10,000-30,000 m², 30,000-50,000 m², 50,000-100,000 m² and above 100,000 m².^②

② Below 10,000 m² means "exhibition area ≤ 10,000 m²"; 10,000-30,000 m² means "10,000 m² < exhibition area ≤ 30,000 m²"; 30,000-50,000 m² means "30,000 m² < exhibition area ≤ 50,000 m²"; 50,000-100,000 m² means "50,000 m² < exhibition area ≤ 100,000 m²"; above 100,000 m² means "exhibition area > 100,000 m²".

(I) Exhibitions covering an area of 10,000-30,000 m² took up the largest proportion, and the proportion of exhibitions with an area of less than 10,000 m² was on the rise.

Among all the exhibitions held in China in 2018, exhibitions covering an area of 10,000-30,000 m² took up the largest proportion, and the proportion of exhibitions with an area below 10,000 m² was on the rise compared to 2017.

In specific, exhibitions with an area below 10,000 m², totaling 1,026, accounted for 27.0% of all exhibitions of different scales, up by 6 percentage points over 2017; exhibitions with an area of 10,000-30,000 m², totaling 1,736, accounted for 45.8%, down by 3.2 percentage points over 2017; exhibitions with an area of 30,000-50,000 m², totaling 522, accounted for 13.8%, down by 1.2 percentage points over 2017; exhibitions with an area of 50,000-100,000 m², totaling 319, accounted for 8.4%, down by 1.6 percentage points over 2017; and exhibitions with an area above 100,000 m², totaling 190, accounted for 5.0%, unchanged as compared with 2017. See Fig. 2.12 and Fig. 2.13.

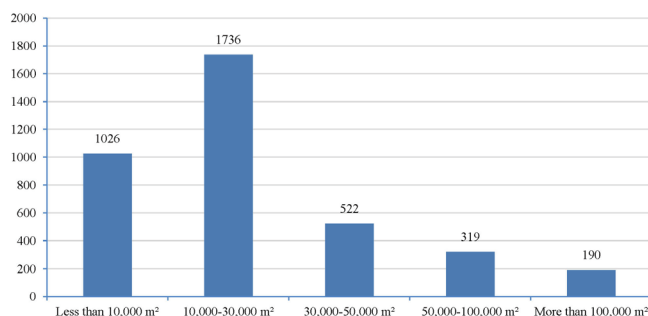


Fig. 2.12 Scale Distribution of Exhibitions by Quantity, 2018

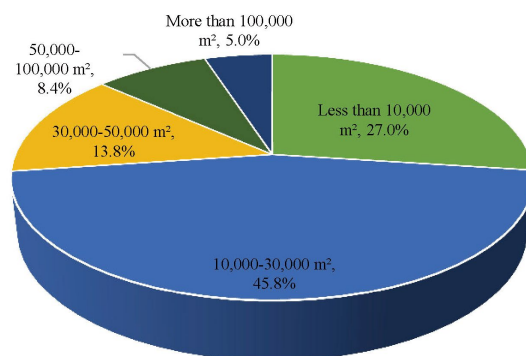


Fig. 2.13 Scale Distribution of Exhibitions by Quantity Ratio, 2018

(II) Exhibitions covering more than 50,000 m² accounted for more than a half, and large-scale exhibitions became a trend.

Among all exhibitions of different scales held in China in 2018, exhibitions with an area above 100,000 m² took up the highest proportion, followed by those with an area of 10,000-30,000 m²; exhibitions with an area above 50,000 m² accounted for 51.3%, which indicates that the exhibition industry is transitioning to scale exhibition.

In specific, exhibitions below 10,000 m² totally covered an area of 5.719 million m², taking up the lowest proportion of 4.4%; 10,000-30,000 m² exhibitions totally covered an area of 35.653 million m², taking up 27.5%; 30,000-50,000 m² exhibitions totally covered an area of 21.752 million m², taking up 16.8%; 50,000-100,000 m² exhibitions totally covered an area of 23.245 million m², taking up 18.0%; and those above 100,000 m² totally covered an area of 43.123 million m², taking up 33.3%. See Fig. 2.14 and 2.15.

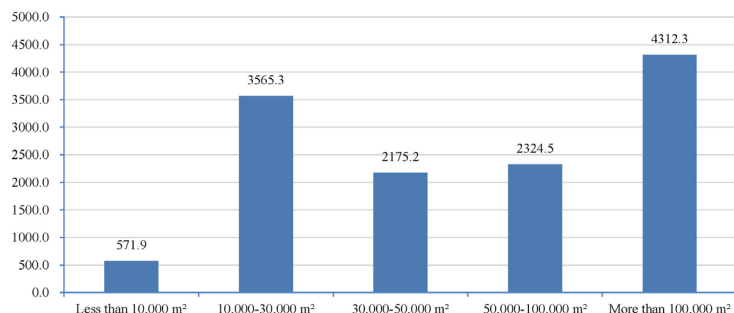


Fig. 2.14 Total Area of Exhibitions in Different Scales, 2018 (Unit: 10,000 m²)

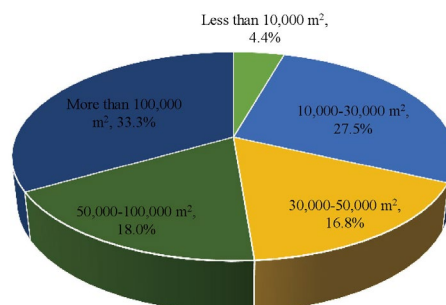


Fig. 2.15 Area Proportions of Exhibitions in Different Scales, 2018

(III) The exhibition industry expanded as a whole, and growth was witnessed in both quantity and area of large-scale exhibitions covering over 100,000 m²

In 2018, exhibitions with an area below 10,000 m² and those with an area above 100,000 m² both increased in quantity; the former registered the largest YoY increase in quantity while the latter registered rapid growth in area.

From the variation in the quantity of exhibitions in 2018 and 2017, it can be seen that exhibitions below 10,000 m² increased 261 over 2017, equivalent to a YoY growth of 34.1%; 10,000-30,000 m² exhibitions fell 67 over 2017, equivalent to a YoY decline of 3.7%; 30,000-50,000 m² exhibitions dropped 24 over 2017, equivalent to a YoY decline of 4.4%; 50,000-100,000 m² exhibitions decreased 54 over 2017, equivalent to a YoY decline of 14.5%; and those above 100,000 m² increased 14 over 2017, equivalent to a YoY growth of 8.0%. See Fig. 2.16.

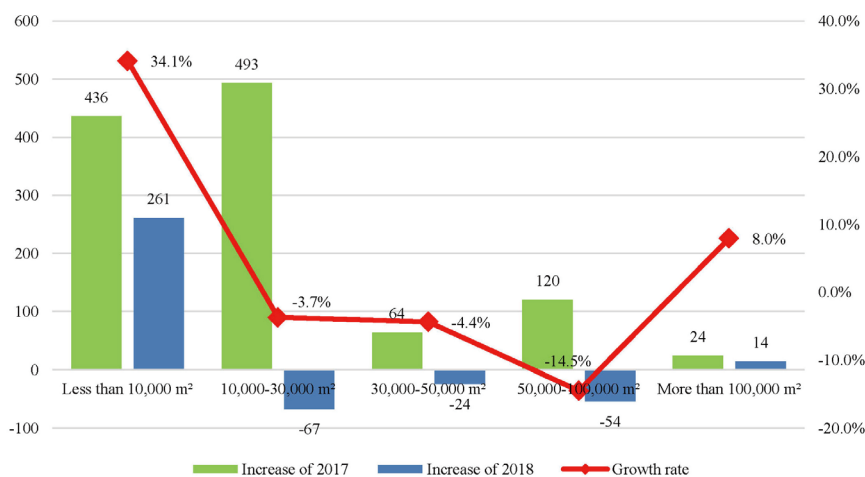


Fig. 2.16 Variation in Quantities of Exhibitions in all Scales, 2017-2018

From the variation in the area of exhibitions in 2018 and 2017, it can be seen that the area of exhibitions below 10,000 m² decreased 712,000 m² over 2017, equivalent to a YoY decrease of 11.1%; that of 10,000-30,000 m² exhibitions decreased 1.057 million m², equivalent to a YoY decrease of 2.9%; that of 30,000-50,000 m² exhibitions dropped 848,000 m², equivalent to a YoY decrease of 3.8%; that of 50,000-100,000 m² exhibitions declined 3.935 million m², equivalent to a YoY decrease of 14.5%; and that of exhibitions above 100,000 m² jumped 12.253 million m², equivalent to a YoY growth of 39.7%. See Fig. 2.17.

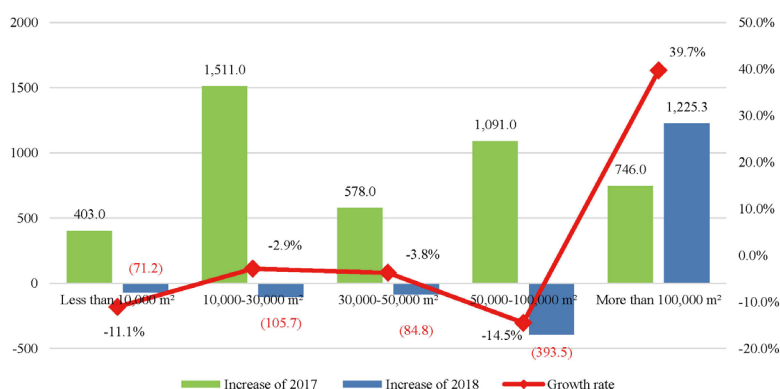


Fig. 2.17 Variation in Area of Exhibitions in All Scales, 2017-2018 (Unit: 10,000 m²)

IV. Industrial Distribution

By industry, exhibitions can be classified into heavy industry, light industry, agricultural, service and special exhibitions. In 2018, the quantity and scale of exhibitions varied significantly from one industry to another. Ranking of industries by the quantity of exhibitions was light industry > service industry > heavy industry > agricultural industry > special exhibitions industry; and ranking of industries by the area of exhibitions was light industry > heavy industry > service industry > agricultural industry > special exhibitions industry, basically identical to that of 2017.

(I) Light industry exhibitions ranked top in both quantity and area.

Among the 3,793 economic and trade exhibitions, light industry exhibitions ranked top by both quantity and area; by quantity, service exhibitions ranked second, followed by heavy industry exhibitions in the third place; by area, heavy industry exhibitions ranked second, followed by service exhibitions in the third place.

In specific, among these economic and exhibitions with known industry classification, light industry exhibitions added up to 1,513, taking up 39.9%, and they covered an area of 56.59 million m², taking up 43.7%; 962 service exhibitions were included, taking up 25.4%, and they covered an area of 25.12 million m², taking up 19.4%; and there were 961 heavy industry exhibitions, taking up 25.3%, with an exhibition area of 34 million m², taking up 26.3%. In addition, agricultural exhibitions and special exhibitions amounted to 211

and 146 respectively, taking up 5.6% and 3.8%; the former covered an area of 6.91 million m² and the latter an area of 6.87 million m², both taking up 5.3%.

In Fig. 2.18, bubble positions reflect quantities of exhibitions of each industry and their sizes represent the area of exhibitions. It can be seen that heavy industry exhibitions cover a larger area than service exhibitions, though their quantities are similar. Also, special exhibitions and agricultural exhibitions are similar in area, but the latter is ahead in quantity.

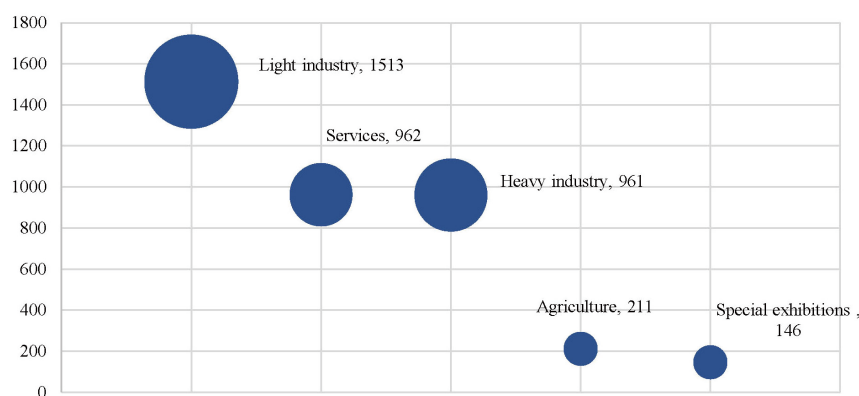


Fig. 2.18 Industrial Distribution of Exhibitions, 2018

(II) The service industry achieved growth in both quantity and area of exhibitions.

In 2018, some industries witnessed the growth of the quantity and the area of exhibitions. Special exhibitions exhibited the greatest YoY growth of quantity, followed in succession by service exhibitions and heavy industry exhibitions; service exhibitions exhibited the rapidest YoY growth of area, followed in succession by light industry exhibitions and agricultural exhibitions.

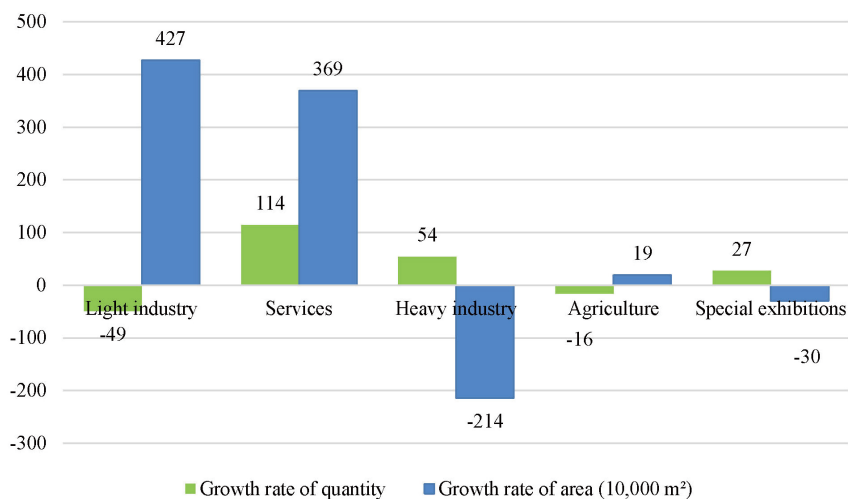


Fig. 2.19 Industrial Layout of Exhibitions, 2017-2018

In specific, the light industry saw a decrease of 49 or 3.1% YoY in the quantity of exhibitions and an increase of about 4.27 million m² or 8.2% YoY in the area of exhibitions; the service industry an increase of 114 or 13.4% YoY in quantity and an increase of about 3.69 million m² or 17.2% YoY in area; the heavy industry an increase of 54 or 6.0% YoY in quantity and a decrease of about 2.14 million m² or 5.9% YoY in area; the agricultural industry a decrease of 16 or 7.0% YoY in quantity and an increase of about 190,000 m² or 2.8% YoY in area; and the special exhibition industry an increase of 27 or 22.7% YoY in quantity and a decrease of about 300,000 m² or 4.2% YoY in area. See Fig. 2.19.

(III) In the light industry, food, beverage, tobacco and alcohol exhibitions ranked top by both quantity and area, and furniture, woodworking and machinery exhibitions had the largest YoY growth.

By quantity, food, beverage, tobacco and alcohol exhibitions were far ahead of other sub-industry exhibitions of the light industry in 2018, followed successively by furniture, woodworking and machinery exhibitions, building materials exhibitions, packaging, paper and printing exhibitions and glasses, jewelries and horologe exhibitions. The order of ranking was consistent with that in 2017. Among the exhibitions of the top ten sub-industries of the light industry, furniture, woodworking and machinery exhibitions and toys and maternal and children supplies exhibitions both grew rapidly on a yearly basis, with the former exhibiting larger YoY growth.

In specific, food, beverage, tobacco and alcohol exhibitions amounted to 331, falling 17 or 4.9% YoY yet still ranking first in the light industry; furniture, woodworking and machinery exhibitions added up to 154, an increase of 21 or 15.8% YoY; building materials exhibitions amounted to 132, decreasing by 14 or 9.6% YoY and failing to maintain the second place of last year; packaging, paper and printing exhibitions amounted to 84, 8 less than 2017 and down by 8.7% YoY; and glasses, jewelries and horologe exhibitions amounted to 81, 22 less than 2017 and down by 21.4% YoY. In addition, textile industry exhibitions and gifts and household goods exhibitions represented the two newly entered sub-industries of the top ten sub-industries of the light industry, replacing consumer goods exhibitions and sports goods exhibitions of 2017 and ranking ninth and tenth with a quantity of 48 and 43 respectively. See Table 2.7.

Table 2.7 10 Light Industry Segments (Quantity) in 2018

S/N	Industry Segments	Quantity	S/N	Industry Segments	Quantity
1	Food/Drinks/ Tobacco /Wine	331	6	Beauty/ Hairdressing	69
2	Furniture /Woodworking/ Machinery	154	7	Toy/Maternal & Children Supplies	67
3	Building Materials	132	8	Advertising/ Photographic Equipment	51
4	Packaging/Paper/Printing	84	9	Textile Industry	48
5	Glasses/ Jewellery/Horologe	81	10	Gifts/ Household Products	43

By area, food, beverage, tobacco and alcohol exhibitions covered the greatest area among all light industry exhibitions held in 2018, followed successively by furniture, woodworking and machinery exhibitions,

building materials exhibitions, household appliances and lighting exhibitions and gifts and household goods exhibitions. Among the exhibitions of the top ten sub-industries of the light industry, furniture, woodworking and machinery exhibitions, gifts and household goods exhibitions and food, beverage, tobacco and alcohol exhibitions all achieved rapid YoY growth, with furniture, woodworking and machinery exhibitions exhibiting the largest YoY growth.

In specific, food, beverage, tobacco and alcohol exhibitions covered an area of 10.477 million m², an increase of 1.796 million m² or 20.7% YoY; furniture, woodworking and machinery exhibitions an area of 10.416 million m², an increase of 2.838 million m² or 37.5% YoY; and building materials exhibitions an area of 4.629 million m², a decrease of 1.903 million m² or 29.1% YoY. In addition, household appliances and lighting exhibitions, toys and maternal and children supplies exhibitions, and musical instruments and stage equipment exhibitions represented the three newly entered sub-industries of the top ten sub-industries of the light industry, replacing advertising and photographic equipment exhibitions, glasses, jewelries and horologe exhibitions and toys and maternal and children supplies exhibitions of 2017 and ranking forth, sixth and tenth with an area of 2.827 million m², 2.338 million m² and 2.084 million m² respectively. See Table 2.8.

Table 2.8 10 Light Industry Segments (Area) in 2018

S/N	Industry Segments	Area (m ²)	S/N	Industry Segments	Area (m ²)
1	Food/Drinks/ Tobacco /Wine	1047.7	6	Toy/Maternal & Children Supplies	233.8
2	Furniture /Woodworking/ Machinery	1041.6	7	Textile Industry	223.8
3	Building Materials	462.9	8	Packaging/Paper/Printing	219.7
4	Home Appliances/Lighting	282.7	9	Beauty/ Hairdressing	217.5
5	Gifts/ Household Products	247.0	10	Musical Instruments & Stage Equipment	208.4

Case Study

The 2018 China Xianghe International Furniture Fair (CXIFF) & International Home Culture Festival, an exhibition of the light industry, was held from April 29 to May 1, 2018. CXIFF, which was co-hosted by China National Furniture Association, Hebei Province Furniture Association and Xianghe International Furniture City in Hebei's Langfang, focused on the theme of "Building a Beautiful and Happy Xianghe", with an aim of extending the Xianghe home culture, promoting the development of Xianghe furniture industry, and accelerating the pace of building China's furniture capital. With 33 exhibition halls that meet the international frontier standards and an exhibition area of 3 million m², CXIFF was a large-scale light industry exhibition attracting more than 10,000 home merchants and 1,500 domestic famous brands.

(IV) In the heavy industry, automobile industry exhibitions ranked top in both quantity and area, and industrial equipment maintenance exhibitions exhibited the largest YoY growth

In terms of quantity, automobile industry exhibitions ranked top in 2018 in the heavy industry, followed successively by industrial equipment maintenance exhibitions, electrical and electric energy exhibitions, electronics and automation exhibitions and IT and communications exhibitions. Among the exhibitions of the top ten sub-industries of the heavy industry, industrial equipment maintenance exhibitions, water technology and treatment exhibitions, automobile industry exhibitions, electrical and electric energy exhibitions and IT and communications exhibitions all recorded year-on-year increase in quantity, with industrial equipment maintenance exhibitions registering the largest YoY growth.

In specific, automobile industry exhibitions still had a top ranking among heavy industry exhibitions, with the quantity increasing by 72 or 28.9% YoY to 321; the quantity of industrial equipment maintenance exhibitions came in at 165, up by 77 or 87.5% from 2017; that of electrical and electric energy exhibitions added up to 94, up by 12 or 14.6% from 2017; that of electronics and automation exhibitions was 79, down by 43 or 35.2% from 2017; and that of IT and communications exhibitions ran up to 59, up by 6 or 11.3% from 2017. See Table 2.9.

Table 2.9 10 Heavy Industry Segments (Quantity) in 2018

S/N	Industry Segments	Quantity	S/N	Industry Segments	Quantity
1	Automobile Industry	321	6	Machine Tool/Mould	52
2	Industrial Equipment Maintenance	165	7	Water Technology and Disposal	35
3	Electric Power Energy	94	8	Construction/ Machinery	31
4	Electronics and Automation	79	9	Chemicals/Petrochemicals	26
5	IT/Communication	59	10	Casting/Metallurgy/Welding	19

In terms of area, automobile industry exhibitions held nationwide continued to rank top in the heavy industry, and the trend has been maintained since 2012. Industrial equipment maintenance exhibitions took up the second place, followed successively by electronics and automation exhibitions, electrical and electric energy exhibitions and machine tool and mould exhibitions. Among the exhibitions of the top ten sub-industries of the heavy industry, industrial equipment maintenance exhibitions, IT and communications exhibitions, machine tool and mould exhibitions and automobile industry exhibitions all expanded in area compared to 2017, with industrial equipment maintenance exhibitions recording the largest YoY growth in area.

In specific, automobile industry exhibitions covered an area of 10.477 million m², increasing by 48,000 m² or 0.3% YoY; industrial equipment maintenance exhibitions an area of 4.76 million m², increasing by 1.606 million m² or 50.9% YoY; electronics and automation exhibitions an area of 2.401 million m², decreasing by 1.521 million m² or 38.8% YoY; electrical and electric energy exhibitions an area of 2.249 million m²,

decreasing by 365,000 m² or 14.0% YoY; and machine tool and mould exhibitions an area of 2.028 million m², increasing by 106,000 m² or 5.5% YoY. In addition, water technology and treatment exhibitions and aviation and aerospace exhibitions represented the two newly entered sub-industries of the top ten sub-industries of the heavy industry, replacing casting, metallurgy and welding exhibitions and stone mining equipment exhibitions of 2017 and ranking eighth and ninth with an area of 975,000 m² and 806,000 m² respectively. See Table 2.10.

Table 2.10 10 Heavy Industry Segments (Area) in 2018

S/N	Industry Segments	Area (m ²)	S/N	Industry Segments	Area (m ²)
1	Automobile Industry	1479.8	6	IT/Communication	164.1
2	Industrial Equipment Maintenance	476.0	7	Construction/ Machinery	135.7
3	Electronics and Automation	240.1	8	Water Technology and Disposal	97.5
4	Electric Power Energy	224.9	9	Aerospace	80.6
5	Machine Tool/Mould	202.8	10	Chemicals/Petrochemicals	71.1

Case Study

The 15th Beijing International Automotive Exhibition (Auto China 2018) was held at the new venue (Tianzhu) and the old venue (Jinganzhuang) of China International Exhibition Center simultaneously from April 25 to May 4, 2018. Auto China 2018 was co-hosted by China Machinery Industry Federation, Sinomach, China Council for the Promotion of International Trade (CCPIT) and China Association of Automobile Manufacturers, and co-organized by CCPIT's Automotive Sub Council, China National Machinery Industry International Co., Ltd., China International Exhibition Center Group Corporation and China Society of Automotive Engineers. With the theme of "Steering A New Era" and covering an exhibition area of 220,000 m², Auto China 2018 attracted more than 1,200 exhibitors from 14 countries and regions around the world. At the exhibition, 1,022 vehicles were displayed, including 105 newly-debuted vehicles (of which 16 vehicles had a world debut and 30 vehicles had an Asia debut, both from multinational companies), 64 concept cars and 174 new energy vehicles (124 vehicles were from Chinese local brands). The two venues attracted a total of 820,000 visitors, and Auto China 2018 continued to maintain its leading position among global auto shows in terms of key indicators such as brands, number of exhibits, quality of exhibits and number of visitors.

(V) In the service industry, leisure, fashion, art and tourism exhibitions ranked top in both quantity and area, and education, training and recruitment exhibitions registered rapid YoY growth of quantity

In terms of quantity, leisure, fashion, art and tourism exhibitions maintained the leading position of last year and continued to rank top in quantity in the service industry in 2018, followed successively by furniture, woodworking and machinery exhibitions, franchise exhibitions, safe-guarding and anti-counterfeiting

exhibitions and environmental protection exhibitions. Among the exhibitions of the top ten sub-industries of the service industry, education, training and recruitment exhibitions, leisure, fashion, art and tourism exhibitions, franchise exhibitions, safe-guarding and anti-counterfeiting exhibitions, medicine and health care exhibitions and environmental protection exhibitions all increased in quantity compared to 2017, with education, training and recruitment exhibitions recording the largest YoY growth of quantity.

In specific, leisure, fashion, art and tourism exhibitions, which ranked top by quantity in the light industry, rose 71 or 32.9% YoY to 287; the quantity of medicine and health care exhibitions reached 204, an increase of 12 or 6.3% YoY; that of franchise exhibitions was 80, an increase of 16 or 25.0% YoY, and the corresponding ranking is the third, rising two places from 2017; that of safe-guarding and anti-counterfeiting exhibitions amounted to 70, an increase of 10 or 16.7% YoY, and the corresponding ranking is the fourth, rising two places from 2017; and that of environmental protection exhibitions totaled 69, an increase of 1 or 1.5% YoY, and the corresponding ranking is the fifth, falling one place from 2017. See Table 2.11.

Table 2.11 10 Service Industry Segments (Quantity) in 2018

S/N	Industry Segments	Quantity	S/N	Industry Segments	Quantity
1	Leisure/Fashion/Art/Tourism	287	6	Transport/Logistics	60
2	Medicine/Health Care	204	7	Finance/Insurance/Property	53
3	Franchise	80	8	Education/Training/Employment	50
4	Safe-Guarding/Anti-Counterfeiting	70	9	Hotel Facility	22
5	Environmental Protection	69	10	Public Service	11

In terms of area, among all the exhibitions of the service industry held in 2018, leisure, fashion, art and tourism exhibitions covered the greatest area, surpassing medicine and health care exhibitions and leaping to the first place. Medicine and health care exhibitions followed closely and took up the second place, followed successively by franchise exhibitions, finance, insurance and property exhibitions and safe-guarding and anti-counterfeiting exhibitions. Among the exhibitions of the top ten sub-industries of the heavy industry, washing, dying and cleaning exhibitions, franchise exhibitions, finance, insurance and property exhibitions, education, training and recruitment exhibitions, safe-guarding and anti-counterfeiting exhibitions, leisure, fashion, art and tourism exhibitions and hotel facility exhibitions all expanded in area compared to 2017, with washing, dying and cleaning exhibitions recording the largest YoY growth in area.

In specific, leisure, fashion, art and tourism exhibitions covered an area of 6.586 million m², increasing by 1.305 million m² or 24.7% YoY; medicine and health care exhibitions an area of 5.226 million m², decreasing by 145,000 m² or 2.7% YoY; franchise exhibitions an area of 2.518 million m², increasing by 1.28 million m² or 103.4% YoY; finance, insurance and property exhibitions an area of 2.081 million m², increasing by 1.042 million m² or 100.3% YoY; and safe-guarding and anti-counterfeiting exhibitions an area of 1.749 million m², increasing by 402,000 m² or 29.8% YoY. In addition, washing, dying and cleaning exhibitions represented a newly entered sub-industry of the top ten sub-industries of the heavy industry, replacing media and publication exhibitions of 2017 and ranking tenth with an exhibition area of 275,000 m² (representing a growth of 382.5%

YoY). See Table 2.12.

Table 2.12 10 Service Industry Segments (Area) in 2018

S/N	Industry Segments	Area (m ²)	S/N	Industry Segments	Area (m ²)
1	Leisure/Fashion/Art/Tourism	658.6	6	Transport/Logistics	163.8
2	Medicine/Health Care	522.6	7	Environmental Protection	144.4
3	Franchise	251.8	8	Hotel Facility	135.1
4	Finance/Insurance/Property	208.1	9	Education/Training/Employment	107.1
5	Safe-Guarding/Anti-Counterfeiting	174.9	10	Washing/Dyeing/Cleaning	27.5

Case Study

The 3rd International Furnishings Innovation Fair (Chengdu), an international fair co-hosted by the Investment Promotion Bureau of Sichuan Province, Sichuan Provincial Federation of Industry and Commerce, the Guangzhou Office of Sichuan Provincial People's Government and China Furniture & Decoration Chamber of Commerce, was held in Chengdu Furniture Industrial Park, Sichuan province from April 21 to April 24, 2018. The exhibition area totaled 930,000 m², and there were five major venues, including a 150,000-square-meter main pavilion. In addition to traditional household items, the exhibits also covered innovative home products of manufacturers of the four major industrial bases in China and well-known brands in the US, Europe and Southeast Asia. The fair attracted more than 2,000 branded furniture production exhibitors, with an exhibition area of 930,000 m². During the five-day exhibition, the fair received a total of 349,000 professional and general visitors. The 5-day traffic of vehicles was more than 81,100 vehicles, and the transaction volume amounted to more than RMB 6.168 billion, both hitting an all-time high. The fair served as a platform for matchmaking of business for many furniture enterprises.

V. Exhibition Organizers

Organizers of exhibitions held within China can be categorized into enterprises, industrial associations and government bodies and relevant organizations. This chapter contains statistical analysis only on economic and trade exhibitions whose area information has been gathered, and exhibition organizers only refers to domestic enterprises, Hong Kong, Macau and Taiwan enterprises and foreign-funded enterprises that participated in the organization of exhibitions, excluding those undertaking exhibitions. Related data are also about exhibitions which they organized or of which they participated in the organization, excluding exhibitions which they undertook or of which they participated in the undertaking.

(I) Mainland enterprises still dominated the organization of exhibitions in Mainland China.

In 2018, exhibitions of all kinds were organized largely by enterprises, supplemented by industrial associations.

Statistics suggests there were 1,195 enterprises that organized exhibitions in China. In specific, enterprises in Mainland China amounted to 1,092, taking up 91.3%; Hong Kong, Macau and Taiwan enterprises amounted to 20, taking up 1.7%; and foreign enterprises amounted to 84, taking up 7.0%. See Fig. 2.20.

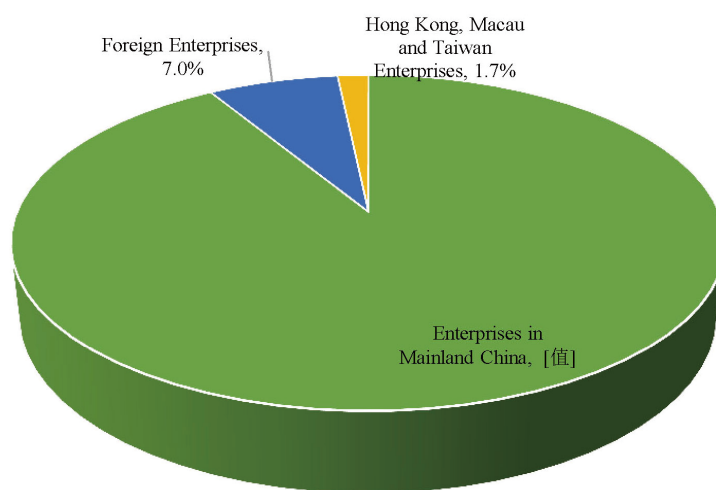


Fig. 2.20 Composition of enterprises of exhibitions in Mainland China in 2018

(II) Zhenwei Exhibitions Group ranked top in quantity of domestic exhibitions and China International Exhibition Center Group Corporation (CIEC) ranked top in area.

In terms of quantity of exhibitions, there were 15 domestic enterprises that organized more than 10 exhibitions and 9 domestic enterprises that organized more than 15 exhibitions in 2018. See Table 2.13.

In specific, Zhenwei Exhibitions Group hosted 31 exhibitions, and its ranking rose from the second place in 2017 to the first place. The exhibitions gathered largely in the heavy industry, including industrial equipment maintenance, water technology and treatment and chemicals and petrochemicals production, and were held mainly in Tianjin, Beijing, Xinjiang, Shaanxi and other provinces (municipalities/autonomous regions).

Guangzhou Hongwei International Exhibition Group hosted 28 exhibitions, and its ranking rose from the third place in 2017 to the second place. The exhibitions gathered largely in the service industry, including leisure, fashion, art and tourism, municipal facilities and public security and anti-counterfeiting, and were held mainly in Guangdong, Hubei and other provinces (municipalities/autonomous regions).

Haiming International Exhibition Group hosted 26 exhibitions, and its ranking fell from the first place in 2017 to the third place. The exhibitions gathered largely in the light industry, including food, beverage, tobacco and alcohol, glasses, jewelries and horologe and building materials, and were held mainly in Beijing, Shandong, Shanghai, Henan and other provinces (municipalities/autonomous regions).

Table 2.13 List of Domestic Enterprises Organizing Over 10 Exhibitions in 2018

S/N	Organizer	Quantity
1	Zhenwei Exhibition Group	31
2	Guangdong Grandeur International Exhibition Group	28
3	Haiming International Exhibition Co., Ltd.	26
4	China International Exhibition Center Group Corporation	24
5	China National Machinery Industry Corporation	20
6	Shenzhen Huajuchen Industry Co., Ltd.	19
7	Shanghai Modern International Exhibition Co., Ltd.	19
8	China National Machinery Industry International Co., Ltd.	16
9	Dalian Northern International Exhibition Co., Ltd.	15
10	Sungol Exhibition & Convention Co., Ltd.	11
11	Liaoning Shengang Exhibition Service Co., Ltd.	11
12	Shandong Meibo International Cultural Communication Co., Ltd.	11
13	China Foreign Trade Guangzhou Exhibition General Corp	10
14	Shanghai Wanyao Qilong Exhibition Co., Ltd.	10
15	Shanghai YI NUO EXPO Service Co., Ltd.	10

In terms of area of exhibitions, there were 11 domestic enterprises that registered an exhibition area exceeding 500,000 m² and 2 domestic enterprises whose exhibition area surpassed 1 million m² in 2018. See Table 2.14.

China International Exhibition Center Group Corporation had an exhibition area of 1.359 million m², and its ranking rose from the third place in 2017 to the first place. The exhibitions gathered mainly in the light industry including building materials, furniture, woodworking and machinery, heating power and refrigeration and glasses, jewelries and horologe, and were held mainly in Beijing.

China National Machinery Industry International Co., Ltd. (SINOMACHINT) had an exhibition area of 1.244 million m², and its ranking rose from the twelfth place in 2017 to the second place. The exhibitions gathered mainly in the heavy industry, specifically the automotive industry, and were held mainly in Zhejiang, Jiangsu, Guangdong and other provinces (municipalities/autonomous regions).

Table 2.14 List of Domestic Enterprises Whose Exhibition Area Exceeded 500,000 m² in 2018

S/N	Organizer	Quantity
1	China International Exhibition Center Group Corporation	135.9
2	China National Machinery Industry International Co., Ltd.	124.4
3	Guangdong Grandeur International Exhibition Group	91.2
4	China Foreign Trade Guangzhou Exhibition General Corp	86.5
5	Zhenwei Exhibitions Group	75.3
6	China National Machinery Industry Corporation	74.8
7	Haiming International Exhibition Group	67.9
8	Guangzhou Zhongqi Exhibition Co., Ltd.	55.6
9	Xiamen Jinhongxin Exhibition Co., Ltd.	53.6
10	Sungol Exhibition & Convention Co., Ltd.	52.0
11	ShenZhen Huajuchen Industry Co., Ltd.	50.6

Case Study

The 18th China International Petroleum & Petrochemical Technology and Equipment Exhibition (CIPPE), which was hosted by Tianjin Zhenwei Exhibition Co., Ltd. and Beijing Zhenwei Exhibition Co., Ltd., took place in Beijing from March 27 to March 29, 2018. As the world's largest petroleum exhibition, CIPPE covered an area of 90,000 m² and had around 3,600 booths. It attracted nearly 1,800 companies from 65 countries and regions around the world, including 46 companies on the list of world top 500 companies, 18 international exhibition groups and 117,000 professional visitors. Based on seven sections on petroleum and petrochemical technology and equipment, shale gas technology and equipment, offshore oil and gas technology and equipment, offshore equipment, natural gas technology and equipment, pipeline and storage technology and equipment and explosion-proof instruments, the hosts also added an intelligent oilfield and communication equipment exhibition area, a scientific research institutes and scientific and technological achievements exhibition area, a pump and valve exhibition area, an industrial fire protection and safety protection exhibition area, a new material exhibition area and an oilfield environmental protection exhibition area. CIPPE also invited Saudi Arabian Oil Company, National Iranian Oil Company of Iran, Iraq National Oil Company, Yemen Oil and Gas Corporation, Saudi Aramco, Petronas of Malaysia, Kuwait National Petroleum Company and many other famous enterprises to visit the exhibition for purchase in order to promote the cooperation and development of Chinese oil and gas enterprises along the Belt and Road.

Case Study

The 2nd China World Football Expo, which was co-hosted by China International Exhibition Center Group Corporation and Italy's ROMEXPO and organized by Beijing Huagang Exhibition Co., Ltd., took place in Beijing from November 30 to December 2, 2018. The Expo attracted 31 international exhibitors coming from 10 powerful football countries including Brazil, Germany, Spain, Italy and Argentina, and the exhibition area was 13,600 m². The participants included important players in the football industry chain such as football clubs, sports equipment manufacturers, event operators, sports marketing companies, event medical institutions, and youth training institutions. Embassies, football associations and related institutions from Italy, Argentina, Uruguay, Bulgaria and other countries were present at the scene; Borussia Dortmund, Real Madrid Club de Fútbol and famous clubs in Beijing, Tianjin and Hebei also showed up with their mascots.

(III) Shanghai UBM Sinoexpo International Exhibition Co., Ltd. ranked top in both quantity and area among foreign-funded exhibition enterprises.

In terms of quantity of exhibitions in 2018, there were 16 foreign-funded enterprises that organized more than 5 exhibitions, 8 more than 2017, and there were 7 foreign-funded enterprises that organized more than 10 exhibitions, 6 more than 2017.

In specific, Shanghai UBM Sinoexpo International Exhibition Co., Ltd. ranked top by hosting 22 exhibitions. The exhibitions gathered largely in the light industry and the service industry, including furniture, woodworking and machinery, building materials, food, beverage, tobacco and alcohol, hotel facilities, environmental protection, and medicine and health care, and were held mainly in Shanghai, Guangdong and other provinces (municipalities/autonomous regions).

Reed Sinopharm Exhibitions Co. Ltd. and MMI-ZM Trade Fairs (Shanghai) Co., Ltd. were locked in a tie for second; Messe München International, Messe Frankfurt Guangzhou and Informa Exhibitions tied for third place. See Table 2.15.

Table 2.15 List of Exhibition Quantities of Foreign-Funded Organizers in 2018

S/N	Organizer	Quantity	S/N	Organizer	Quantity
1	Shanghai UBM Sinoexpo International Exhibition Co., Ltd.	22	9	Reed Exhibitions	9
2	Reed Sinopharm Exhibitions Co., Ltd.	14	10	Messe Düsseldorf (Shanghai) Co., Ltd.	8
3	Messe Muenchen Shanghai Co., Ltd.	14	11	Hannover Fairs International GmbH	8
4	Messe Muenchen	12	12	ITE Asia Exhibitions Limited	8
5	Guangzhou Guangya Messe Frankfurt Co Ltd.	12	13	Messe Frankfurt (Shanghai) Co., Ltd.	7
6	Informa Exhibitions Group	12	14	UK China Joint Venture Tarsus Hope Exhibition Co., Ltd	6
7	Hannover Milano Fairs China Ltd.	10	15	UBM China International Exhibitions Ltd.	6
8	Asia Expo Group Co., Ltd.	9	16	Info Group	5

In terms of area of exhibitions in 2018, there were 18 foreign-funded enterprises with an exhibition area exceeding 200,000 m², 9 more than 2017, and there were 5 foreign-funded enterprises with an exhibition area exceeding 500,000 m², 2 more than 2017.

In specific, Shanghai UBM Sinoexpo International Exhibition Co., Ltd. ranked top by an exhibition area of 1.024 billion m². Messe München International ranked second by an exhibition area of 934,000 m². The exhibitions gathered largely in the heavy industry and the light industry, including water technology and treatment, electronics and automation, construction machinery, and food, beverage, tobacco and alcohol, and were held mainly in Shanghai; Reed Sinopharm Exhibitions Co., Ltd., MMI-ZM Trade Fairs (Shanghai) Co., Ltd. and Messe Frankfurt Exhibition GmbH (Shanghai) ranked third, fourth and fifth respectively. See Table 2.16.

Table 2.16 List of Exhibition Area of Foreign-Funded Organizers in 2018

S/N	Organizer	Total Area (m ²)	S/N	Organizer	Total Area (m ²)
1	Shanghai UBM Sinoexpo International Exhibition Co., Ltd.	102.4	10	Messe Frankfurt (HK) Ltd	34.9
2	Messe Muenchen	93.4	11	UK China Joint Venture Tarsus Hope Exhibition Co., Ltd	31.1
3	Reed Sinopharm Exhibitions Co., Ltd.	73.9	12	UBM China (Shanghai) Co Ltd	30.2
4	Messe Muenchen Shanghai Co., Ltd.	71.1	13	Reed Exhibitions	29.1
5	Messe Frankfurt (Shanghai) Co., Ltd.	51.0	14	China Koelnmesse Co., Ltd.	29.0
6	Guangzhou Guangya Messe Frankfurt Co Ltd.	50	15	Reed Huabo Exhibitions	25.5
7	Informa Exhibitions Group	49.4	16	UBM plc	24.3
8	Messe Düsseldorf (Shanghai) Co., Ltd.	48.0	17	Hannover Fairs International GmbH	20.5
9	Asia Expo Group Co., Ltd.	38.2	18	UBM Trust Co Ltd	20.0

(IV) Most organizers hosted 1-3 exhibitions, and most exhibitions covered an area below 30,000 m²

Scale of organizers can be expressed by the quantity and area of exhibitions they hosted.

In terms of quantity of exhibitions, among the top 100 Chinese exhibition companies with an exhibition area of more than 100,000 m² in 2018, there were 35 organizers that hosted only 1-3 exhibitions in 2018, taking up

Case Study

The 27th Shanghai International Hospitality Equipment & Food Service Expo (HOTELEX Shanghai 2018), a four-day expo co-hosted by Shanghai UBM Sinoexpo International Exhibition Co., Ltd., China Tourist Hotels Association and World Federation of Chinese Catering Industry, was kicked off at the Shanghai New International Expo Centre on March 29, 2018. The Expo is currently one of the largest, most influential and highest-quality hotel and catering expos in China. The expo consisted of 22 indoor and outdoor pavilions with an overall exhibition area of 220,000 m². The expo arranged professional theme exhibition areas on catering equipment, tableware, coffee and tea, beverages, cooking ingredients, baking, ice cream, wine and spirits, etc., bringing together exhibitors from mainland China, Italy, Spain, the United States, Germany, Japan, Hong Kong, Macao, Taiwan, and other countries and regions. The expo gathered together a large number of leading and excellent suppliers in the hotel and restaurant industry, including more than 2,500 industry leading brands and representative companies from mainland China, Italy, Spain, the United States, Germany, Japan, Hong Kong, Macao, Taiwan, and other countries and regions. The number of buyers at the exhibition set a record high. A total of 146,000 professional visitors, including professional buyers, distributors and agents from the hotel and catering industry, coffee, ice cream and baking industry, bar and club industry and supermarket and retail industry, attended the Expo, of which 5,135 visitors were overseas visitors from the world's 122 countries and regions.

Case Study

The 2018 CES Asia, which is owned and produced by the International CES (Shanghai) Exhibition Co. Ltd. and co-produced by Shanghai Intex Exhibition Co., Ltd., was held in Shanghai New International Expo Centre from June 13 to June 15, 2018. 2018 CES Asia had a total exhibition area of more than 60,000 m², and the overall scale expanded 2.5 times compared with the first session held in 2015. It attracted 529 exhibitors from 27 countries and regions, showcasing 20 product categories that covered the latest technologies in automobiles, artificial intelligence, mobile internet, augmented reality, virtual reality and other consumer technology industries. A total of 46,748 participants from 75 countries and regions attended the exhibition to experience various innovative technologies and products. CES Asia has become a stage to showcase global innovations, influencing the future development of the consumer technology industry in the Asian market.

35.0% of nationwide organizers; 14 organizers that hosted 4-5 exhibitions, taking up 14.0%; 17 organizers that hosted 6-7 exhibitions, taking up 17.0%; 12 organizers that hosted 8-9 exhibitions, taking up 12.0%; and 22 organizers that hosted more than 10 exhibitions, taking up 22.0%. See Fig. 2.21.

In terms of area of exhibitions, among the top 100 Chinese exhibition companies with an exhibition area of more than 100,000 m² in 2018, there were 67 organizers whose exhibition area was below 30,000 m², taking up 67.0% of nationwide area; 15 organizers whose exhibition area was between 30,000 and 50,000 m², taking up 14.0%; 15 organizers whose exhibition area was between 50,000 and 100,000 m², taking up 15.0%; and 3 organizers whose exhibition area was above 100,000 m², taking up 3.0%. See Fig. 2.22.

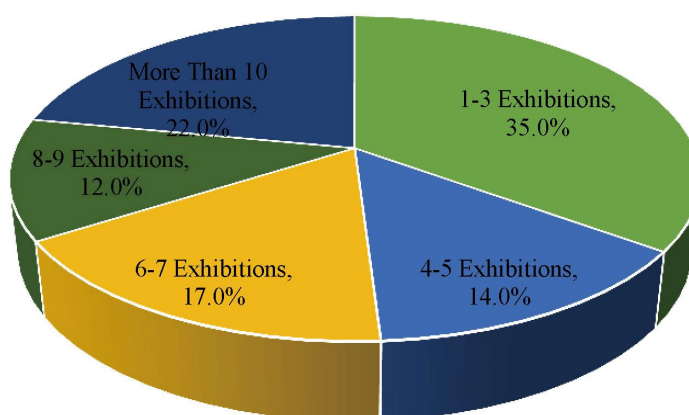


Fig. 2.21 Quantity Distribution of Exhibitions by Top 100 Domestic Organizers with an Exhibition Area of over 100,000 m²

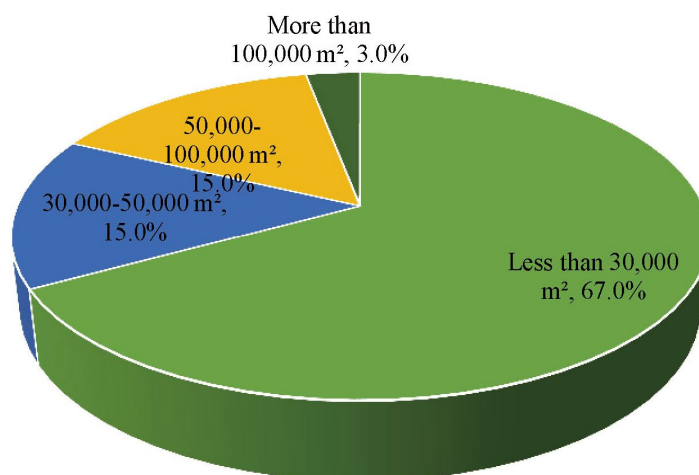


Fig. 2.22 Area Distribution of Exhibitions by Top 100 Domestic Organizers with an Exhibition Area of over 100,000 m²

Overseas exhibitions (expositions) are a key platform that coordinates the implementation of the Belt and Road Initiative (BRI) and multilateral, bilateral and regional economic and trade cooperation, helps enterprises “go out” and enhance their international awareness, and aims to improve the modern market system and the open economic system and build a new pluralistic, wide-ranging and high-level outbound exhibition pattern. Based on data in 2018 and 2017 from the approval management system of the China Council for the Promotion of International Trade (CCPIT) regarding the overseas exhibition projects implemented by various exhibition organizers ended by November 13, 2018 and November 13, 2017, respectively, this chapter made a statistical analysis on conditions of overseas exhibitions, such as scale, geographical distribution, industrial distribution and performance of exhibition organizers, and summarized the development of China's overseas exhibition industry in 2018, thereby providing first-hand information resources for the exhibition industry and rendering reference basis for relevant government departments to improve overseas exhibition management and service, position key exhibitions scientifically, make exhibition policies and development plans, and strengthen the macro-management.

Data showed that the development of China's overseas exhibition (exposition) industry (hereinafter referred to as overseas exhibition industry) in 2018 presented the following characteristics.

I. Scale and Growth Rate

In 2018, global economic growth slowed down and trade protectionism rose, but China's overall economic situation remained stable, showing a positive trend of quality improvement and structural optimization. In this context, the overall growth rate of China's overseas exhibitions (expositions) rebounded from 2017 and remained relatively steady. The number of exhibition projects increased, the exhibition area declined slightly, and the number of exhibitors remained the same as that last year.

As shown in Fig. 3.1, according to data ended by November 13, 2018, a total of 92 exhibition organizers all over the country have organized 1,672 exhibitions (expositions) in 66 countries, with a year-on-year increase of 4.89%; the exhibition area reached 830,200 m², down by 2.31% from a year earlier; the number of exhibitors totaled 59,000, the same as that last year.

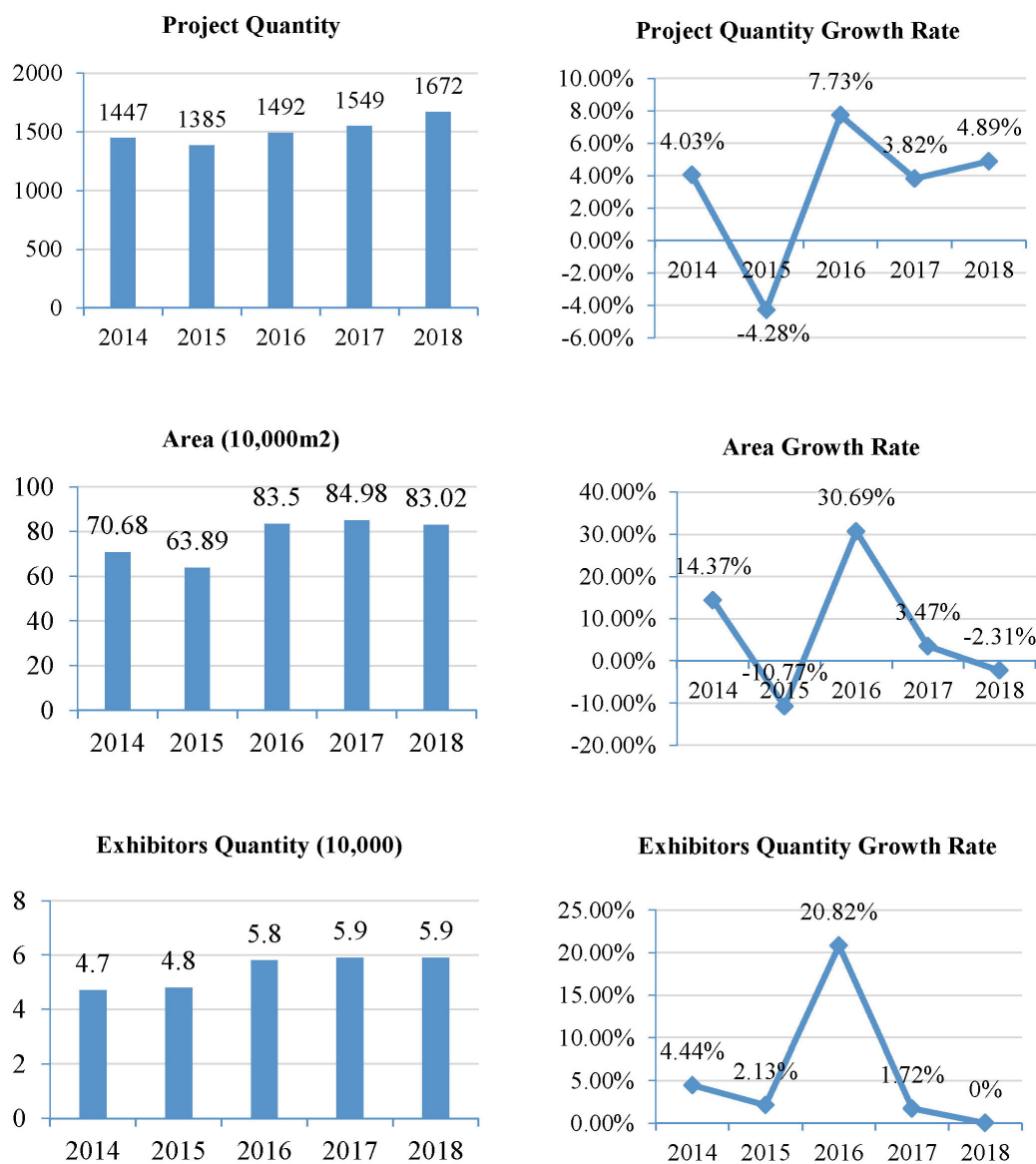


Fig. 3.1 Overview of China's Overseas Exhibitions from 2014 - 2018

II. Forms of Exhibitions

China's overseas exhibitions were mainly conducted in two forms in 2018: organizing overseas exhibitions and participating in overseas exhibitions, with the latter dominant. The number of the organized exhibition projects and that of overseas exhibition projects China participated in both increased comparing to that in 2017.

(I) The number of organized overseas exhibition projects and that of those China participated in both achieved robust increases, with the latter dominant.

To participate in overseas exhibitions remained the mainstream trend in 2018 and the number of projects in this regard played a dominant role. By and large, the number of organized projects and that of those China participated in both achieved year-on-year increases, with the former more significant.

China participated in 1,519 overseas exhibitions, taking up 90.8% of all overseas exhibition projects China conducted and achieving a year-on-year growth by 5.4%. These exhibitions were held by such 60 countries as the United States, Germany, Russia, India, United Arab Emirates, Turkey, Brazil, France, Italy and Thailand. The number of exhibition projects held by the United States was 257, the largest one accounting for 16.9% of the 1,519 exhibition projects, followed by the 244 projects held by Germany, accounting for 16.1% and the 123 projects held by Russia, accounting for 8.1%. The exhibition organizers mainly included such 86 enterprises as CMEC International Exhibition Co., Ltd. (organized 112 overseas exhibition projects), China International Exhibition Center Group Corporation (99 projects), China Council for the Promotion of International Trade, Machinery Sub-Council (88 projects), Zhejiang Broad International Convention & Exhibition Co., Ltd. (82 projects), China Chamber of Commerce for Import and Export of Machinery and Electronic Products (77 projects) and Grand International Exhibition Co., Ltd. (77 projects). The exhibitions China participated in mainly included International Auto Parts Expo, International Hardware Show, International Food Exposition, International Industry Fair, International Lighting Exhibition and International Pharmaceutical Raw Materials Exhibition, which covered such fields as the general, machinery, textiles & apparel and leather products, food and produces, hardware, transportation logistics, architectural decoration, health care and energy minerals.

China organized and held 153 overseas exhibition projects, which accounted for 9.2% of all overseas exhibition projects China conducted and achieved the year-on-year increase of 9.3%. These exhibition projects were mainly held in such 45 countries as Brazil, Indonesia, Russia, United Arab Emirates, South Africa, United Kingdom, Mexico, Kenya, Kazakhstan and Australia. Among these countries, Brazil, Indonesia and Russia were home to respectively 9 projects, totally occupying 17.6% of the 153 projects; project quantity in United Arab Emirates and South Africa was both 8, totally occupying 10.5%. Exhibition organizers mainly included such 37 enterprises as Trade Development Bureau of the Ministry of Commerce (held 30 overseas exhibition projects), China Huayang Economic and Trade Group Co., Ltd. (11 projects), Shanghai International Trade & Service Group Co., Ltd. (8 projects), Fujian Huiyuan International Commerce & Exhibition Co., Ltd. (7 projects) and China Chamber of Commerce for Import and Export of Machinery and Electronic Products (7 projects). The exhibitions China held in foreign countries mainly included China (Russia) Commodity Fair, China Textile and Apparel Trade Show, China (Mexico) Trade Fair, China Trade Week, China (Philippines) Machinery & Electronics Brand Show, China (United Arab Emirates) Trade Fair, China (Poland) Trade Fair, China (Turkey) Trade Fair, China (Jordan) Trade Fair, China (Brazil) Trade Fair, China (South Africa) Trade Fair, China (Egypt) Trade Fair and China (Nigeria) Trade Fair, which covered such fields as the general, machinery, textiles & apparel and leather products, architectural decoration, household appliances, health care and food and produces.

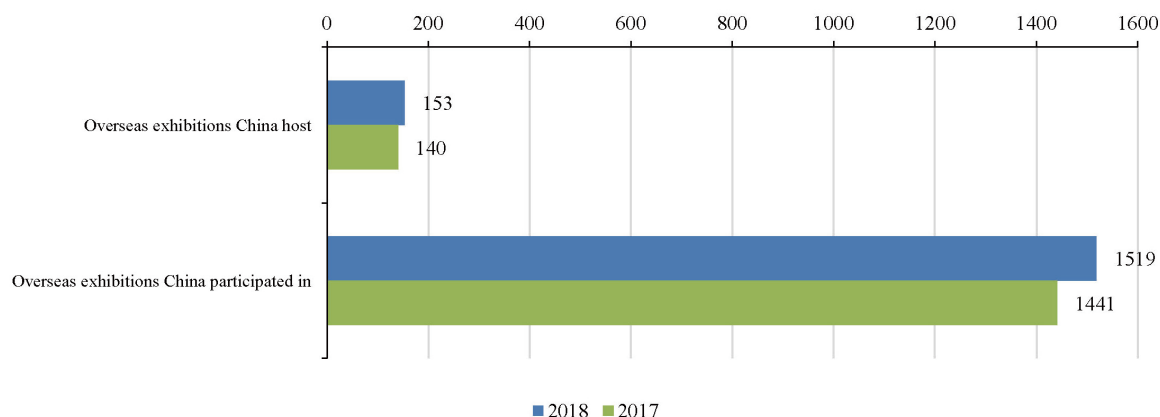


Fig. 3.2 Contrast of overseas exhibition projects in 2017 and 2018 by forms

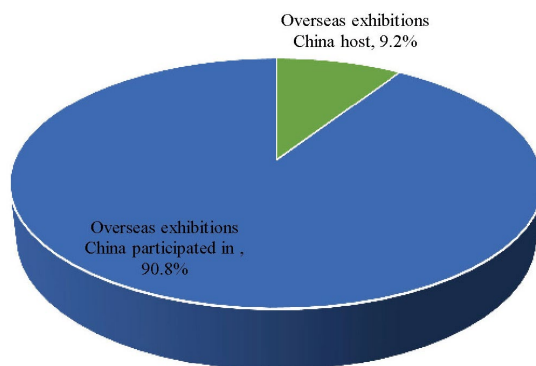


Fig. 3.3 Proportion of overseas exhibition projects of different forms in 2018

(II) The area of overseas exhibitions China participated in occupied the largest proportion but decreased along with that of overseas exhibitions China hosted from that a year earlier.

The area of overseas exhibitions China participated in occupied the largest proportion in 2018 but decreased slightly along with that of overseas exhibitions China hosted from that in 2017.

The area of overseas exhibitions China participated in totaled 566,900 m², taking up 68.3% of that for all overseas exhibitions, down by 1.8% from a year earlier; the area of overseas exhibitions China held totaled 263,400 m², taking up 31.7%, down by 8.9% from a year earlier.

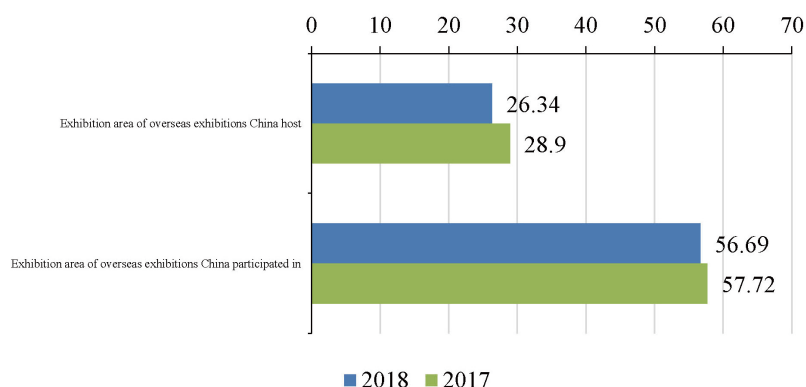


Fig. 3.4 Proportions of exhibition areas of overseas exhibition projects of different forms in 2018 (10,000 m²)

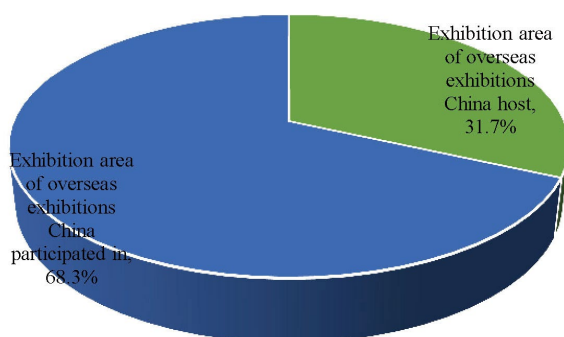


Fig. 3.5 Proportions of actual areas of exhibitions of different forms in 2018 (10,000 m²)

Case Study

The International Pet Exposition organized by China Great Wall International Exhibition Co., Ltd. in Nuremberg, Germany from May 8 to 11, 2018 had a large exhibition area of approximately 5,778 m². The exposition provided 642 booths and 318 exhibitors participated in it. It is a comprehensive exhibition that displayed cats and dogs, crawling pets and amphibians, and such pet supplies as pet books and magazines and packaging.

Another example is Communic Asia & Broadcast Asia organized by China World Trade Center in Singapore from June 26 to June 28, 2018 which had an actual exhibition area of 5,252 m² and provided 564 booths. The exhibition displayed the communication & broadcast equipments and 289 exhibitors participated in it.

Case Study

China (United Arab Emirates) Trade Fair hosted by China Huayang Economic and Trade Group Co., Ltd. in United Arab Emirates from Dec. 11 to 13, 2018 had a large exhibition area of approximately 19,000 m². The fair provided 2107 booths and 943 exhibitors participated in it. It is a comprehensive exhibition that displayed home textiles, clothing and accessories/lighting and decorative lighting, furniture and accessories, building materials and other products.

Another example is China (India) Trade Fair hosted by China Huayang Economic and Trade Group Co., Ltd. in Mumbai, India from Dec. 17 to 19, 2018 which had an actual exhibition area of 14,000 m² and provided 1,552 booths. It is a comprehensive exhibition that displayed home textiles, lighting, furniture and accessories, industrial machinery and equipments, automobiles, motors, and corresponding spare parts.

(III) The number of exhibitors participating in overseas exhibitions occupied the largest proportion but decreased along with that of exhibitors hosting overseas exhibitions from that a year earlier.

In 2018, the number of exhibitors participating in overseas exhibitions occupied the largest proportion but decreased along with that of exhibitors hosting overseas exhibitions from that a year earlier.

A total of 42,000 exhibitors participated in overseas exhibitions, which accounted for 71.6% of all exhibitors, down by 1.4% from that a year earlier; a total of 17,000 exhibitors hosted overseas exhibitions, which accounted for 28.4%, down by 6.0% from that a year earlier.

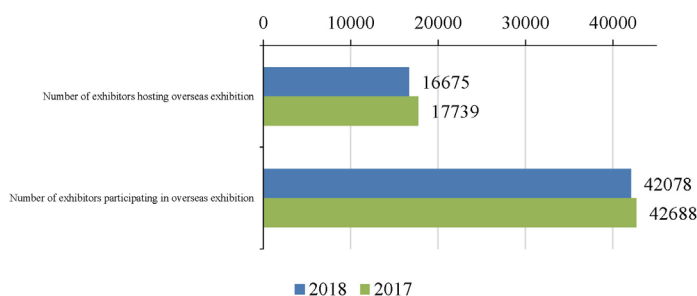


Fig. 3.6 Contrast of the numbers of exhibitors participating in and hosting overseas exhibition in 2017 and 2018

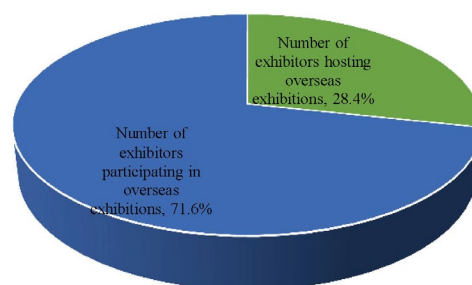


Fig. 3.7 Proportions of the numbers of exhibitors participating in and hosting overseas exhibitions in 2018

III. Distribution of overseas exhibitions in different regions

In 2018, China mainly organized overseas exhibitions (expositions) in Asia, Western Europe and North America, which are among top three regions by exhibition projects, the exhibition area and the number of exhibitors. As shown in Fig. 3.2 and Fig. 3.3, Asia remained the largest overseas exhibition market, with a year-on-year increase in exhibition quantity; the number of exhibition projects in Western Europe and North America both grew compared with the previous year, while the exhibition area kept flat and the number of exhibitors slightly reduced. Performance in Latin America and the Caribbean area was less than expected, because exhibition projects, the exhibition area and the number of exhibitors slightly decreased from those in previous year; exhibitors' enthusiasm in Eastern Europe and Russia was up and these three aspects all achieved an increase; the three aspects in Africa and Oceania made up a small proportion.

(I) Asia became the potential overseas exhibition destination of China

Since the beginning of the 21st century, global regional cooperation has shown a new development trend. As one of the important economies in Asia, China has a favorable geographical advantage and development potential and plays an active role in promoting regional economic and trade cooperation in Asia. In 2018, overseas exhibitions organized by China in Asia accounted for more than 30% of all overseas exhibitions in exhibition projects, the exhibition area and the number of exhibitors, maintaining a stable level. According to statistics, China organized 572 exhibition projects in Asia, accounting for 35.0% of the total overseas projects and showing a year-on-year increase of 13.0%; the exhibition area was 290,000 m², accounting for 35.0% of the total exhibition area and showing a slight decline from the previous year, that is a decline by 7.3%; the number of exhibitors was 20,260, accounting for 34.5% of the total number and showing a decrease by 3.3% from that a year earlier.

Case Study

Among all exhibition projects in Asia, the China (Turkey) Trade Fair is a successful case in comprehensive exhibitions. It was organized by China Huayang Economic and Trade Group in Istanbul, Turkey between March 13 and 15, 2018. With an exhibition area of 5,994 m², the Show featured 329 exhibitors, 666 booths and 547 pavilion members, and mainly displayed furniture & accessories, textiles & apparel, building materials, decoration materials, and industrial machinery & equipment, which eventually attracted 26,000 visitors, received 13,000 customers, and negotiated on 1,256 projects with the actual transactions of \$26.8 million.

(II) Western Europe and North America were the main overseas exhibition market of China

With a good economic basis, a vast consumer market and a large-scale exhibition industry and mature experience and stable growth in this regard, Western Europe and North America provides a significant marketing platform for China's foreign trade. In 2018, overseas exhibitions organized by China in these two regions accounted for about 40% of all overseas exhibitions. As the statistics shows, China organized 685 exhibition projects in these two regions, accounting for 41.0% of the total overseas projects and showing a year-on-year increase of 7.2%; the exhibition area was 330,000 m², accounting for 39.70% of the total exhibition area and keeping flat from the previous year; the number of exhibitors was 23,709, accounting for 40.4% of the total number and showing a decrease by 1.2% from that a year earlier.

Case Study

Among all exhibition projects in Western Europe, the China Textile & Apparel Trade Show is a successful case. It was organized by CCPIT TEX in Paris, France between Sept.17 and 20, 2018. With an exhibition area of 6,084 m², the Show featured 519 exhibitors, 676 booths and 1,367 pavilion members, and mainly displayed apparel and fabrics, which eventually attracted 16,000 visitors, received 8,400 customers, and negotiated on 490 projects with the actual transactions of \$16.5 million.

Among these exhibition projects, 412 projects were organized in Western Europe, contributing 24.6% to the total overseas projects and showing a year-on-year increase of 15.4%; the exhibition area was 217,000 m², contributing 26.2% to the total exhibition area and showing a year-on-year increase of 5.4%; the number of exhibitors was 14,743, contributing 25.1% to the total number and showing a year-on-year growth of 6.3%.

Case Study

Among all exhibition projects in North America, the International Consumer Electronics Show is a comprehensive one. It was organized by CCPIT ITIF in Las Vegas, US between Jan.9 and 12, 2018. With an exhibition area of 1,125 m², the Show featured 90 exhibitors, 125 booths and 244 pavilion members, and mainly displayed consumer electronics and spare parts, which eventually attracted 130,000 visitors, received 20,000 customers, and negotiated on 60 projects with the actual transactions of \$48 million.

Another 273 exhibition projects were organized in North America, contributing 16.3% to the total overseas projects and showing a year-on-year decrease of 3.2%; the exhibition area was 113,000 m², contributing 13.6% to the total and showing a year-on-year increase of 8.3%; the number of exhibitors was 8,966, contributing 15.3% to the total and showing a year-on-year decrease of 7.7%.

(III) China's overseas exhibition projects in Eastern Europe and Russia maintained a general growth

In 2018, China maintained a trade surplus in its steadily growing economic and trade cooperation with Eastern Europe; China and Russia made substantial progress in this regard as well with the economic and trade increasingly mounting. The number of exhibition projects, the exhibition area and the number of exhibitors going to Eastern Europe and Russia slightly increased. To be exact, the number of China's exhibition projects in the above region reached 172, accounting for 10.3% of China's total overseas exhibition projects, up by 19.4% from that a year earlier; the exhibition area was 87,000 m², accounting for 10.4% of the total, up by 22.1% from that a year earlier; the number of exhibitors came to 6,093, representing 10.4% of the total, with a year-on-year increase of 11.8%.

Case Study

Among all China's exhibition projects in the Eastern Europe and Russia region, the China (Poland) Trade Fair was organized by China Huayang Economic and Trade Group between June 6 and 8, 2018. With an exhibition area of 13,392m², the fair featured 732 exhibitors, 1,488 booths and 1,218 pavilion members, and mainly displayed furniture & accessories, textiles & apparel, building materials, decoration materials, and industrial machinery & equipment, with attracted 25,000 visitors, received 12,000 customers, and negotiated on 1,578 projects with the actual transactions of \$12.6 million.

(IV) China's overseas exhibition projects started to decrease in Latin America and the Caribbean area

With the stability of the overall situation, countries in Latin America and the Caribbean area strengthened economic changes and achieved a low-rate economic growth and recovering foreign business ties, but they were still faced with the plights in economic growth, regional economic integration and economic policy. Despite a large increase in 2017, China's overseas exhibition projects in 2018 started to decrease, still with a fairly optimistic scale on the whole. To be exact, the number of China's exhibition projects in Latin America and the Caribbean area reached 138, representing 8.3% of the total, down by 12.1% from that a year earlier; the exhibition area was 66,000 m², representing 7.9% of the total, a decrease of 1.5% from that in 2017; the number of exhibitors came to 4,690, representing 8.0% of the total, with a year-on-year decrease of 0.6%.

Case Study

Among all China's exhibition projects in Latin America and the Caribbean area, the China (Mexico) Trade Fair was organized by China Huayang Economic and Trade Group between June 12 and 14, 2018. With an exhibition area of 11,583 m², the fair featured 628 exhibitors, 1287 booths and 975 pavilion members, and mainly displayed home textiles, apparel, lighting, furniture & accessories, and building materials, which attracted 30,000 visitors, received 14,000 customers, and negotiated on 1,469 projects with the actual transactions of \$3.5 million.

(V) Africa maintained the rapid growth

The structural reforms of African countries at the institutional, policy and regulatory levels have steadily advanced, and the government governance and business environment have improved, providing more effective institutional support for their economic development. In 2018, China's overseas exhibitions in Africa maintained the significantly growing tendency: the number of China's exhibition projects in Africa reached 87, representing 5.2% of the total, up by 17.6% from that a year earlier; the exhibition area was 48,000 m², representing 5.8% of the total, a decrease of 7.3% from that in 2017; the number of exhibitors came to 3,200, representing 5.4% of the total, with a year-on-year decrease of 5.3%.

Case Study

Among all China's exhibition projects in Africa, the China (Egypt) Trade Fair was organized by China Huayang Economic and Trade Group between Sep. 21 and 23, 2018 in Cairo, Egypt. With an exhibition area of 4,995 m², the fair featured 274 exhibitors, 555 booths and 436 pavilion members, and mainly displayed products about home life and industrial manufacturing and machinery, which attracted 8,340 visitors, received 7,230 customers, and negotiated on 1,145 projects with the actual transactions of \$6.5 million.

(VI) The Oceania region saw significant decreases as a whole

The year 2018 saw significant decreases in exhibition projects, the exhibition area and the number of exhibitors, despite the various economic development levels and models in Australia, New Zealand and Pacific islands. The number of China's exhibition projects in the Oceania reached 18, representing 1.1% of the total, down by 37.9% from that a year earlier; the exhibition area was 9,000 m², representing 1.1% of the total, a decrease of 43.8% from that in 2017; the number of exhibitors came to 801, representing 1.4% of the total, with a year-on-year decrease of 30.5%.

Case Study

Among all China's exhibition projects in the Oceania region, the Australia-China Trade Expo 2018 is a comprehensive exposition that was organized by Council for the Promotion of International Trade Shanghai between August. 24 and 26, 2018 in Melbourne, Australia. With an exhibition area of 441 m², the fair featured 24 exhibitors, 49 booths and 63 pavilion members, and mainly displayed food, textiles, furniture & furnishings, electrical appliances, bathroom equipments, outdoor goods, crafts and security products, which attracted 24,000 visitors, received 1,365 customers, and negotiated on 142 projects with the actual transactions of \$25.7 million.

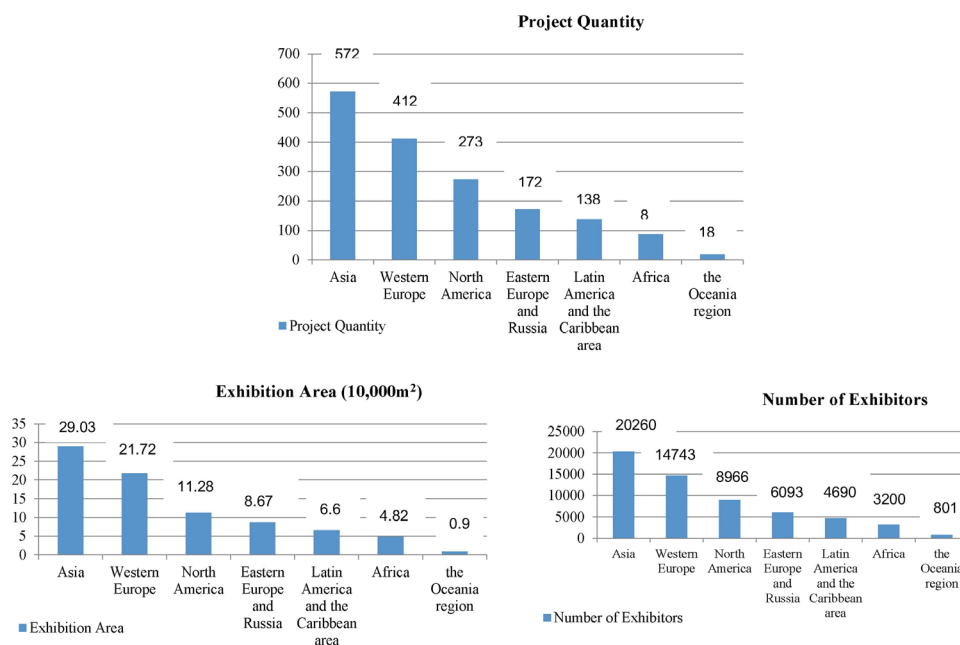


Fig. 3.8 Number and Scale of China's Overseas Exhibitions in Various Continents in 2018

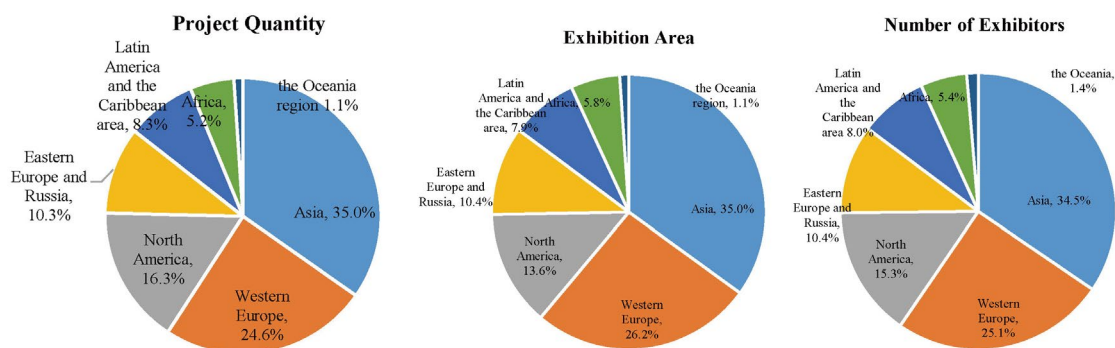


Fig. 3.9 Distribution Diagram on Percentages of China's Overseas Exhibitions in Various Continents in 2018

(VII) Some emerging markets saw gradual improvements

The performance of China's exhibitions in some emerging markets saw gradual improvements in 2018. In recent years, the economic growth rate of emerging countries has rebounded, but the performance has been uneven. Some countries have been under the pressure of capital outflows and financial markets have fluctuated. In addition, considering the factors such as policy instability, trade protectionism and the unstable foundation of recovery in emerging economies, risks and challenges coexist for China. It is thus necessary for China to do adequate researches and preparations before organizing overseas exhibitions in these markets.

In terms of country, as shown in Fig. 3.10 and 3.11, top 10 countries by the number of China's overseas exhibition projects in 2018 were U.S., Germany, Russia, India, the UAE, Turkey, Brazil, France, Thailand and Indonesia. The number of China's overseas exhibition projects in the above 10 countries represented 63.6% of the total overseas exhibitions in the full year, and the exhibition area in the above countries accounted for 65.6% of the total, while the number of exhibitors contributed 64.4% to the total. Compared with 2017, the order of top 10 countries did not change much, but Mexico dropped out of top 10 and Turkey came back to top 10. Five out of the 10 seats by exhibition quantity were taken by emerging market countries. In the five emerging markets, the number of China's exhibition projects reached 428, accounting for 25.6% of the total overseas exhibition in the full year, up by 0.7% from a year earlier; among the top 10 seats by the exhibition area, 5 were taken by emerging market countries, the total exhibition area of which was up to 190,000 m², representing 22.9% of the total, increased by 2.3% than that of 2017. among the top 10 countries by the number of exhibitors, 6 were emerging market countries, the total number of exhibitors of which reached 14,671, accounting for 25.0% of the total, a year-on-year increase of 3.8%.

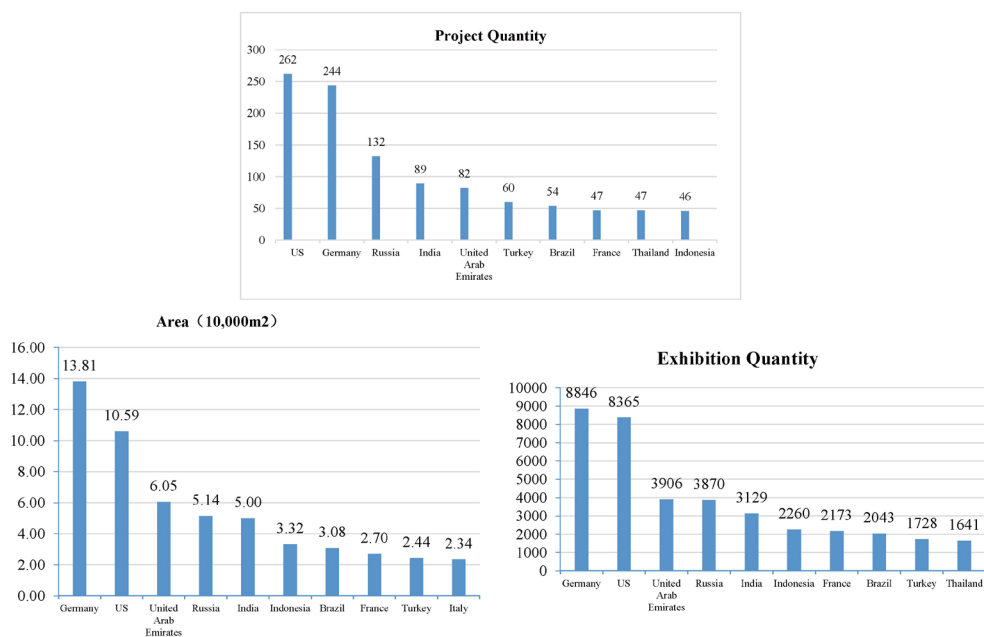


Fig. 3.10 Number and Scale of China's Overseas Exhibitions in Top 10 Countries in 2018

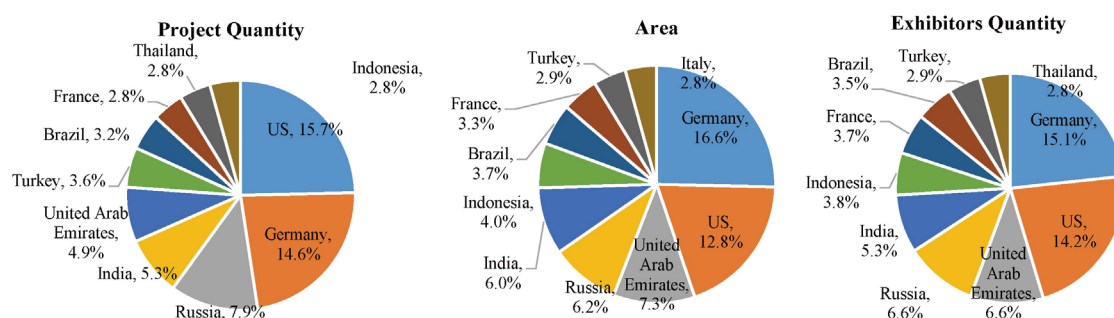


Fig. 3.11 Distribution Diagram on Percentages of China's Overseas Exhibitions in Top 10 Countries in 2018

IV. Major Markets

(I) China has made splendid achievements in countries along the Belt and Road

It is the fifth year since the BRI was proposed. During the past five years, China has made remarkable achievements in actively urging exhibition organizers to participate in or host overseas exhibitions in countries along the Belt and Road, in constantly building the platform facilitating the exchanges among enterprises and in enlarging the circle of friends of the Belt and Road.

1. Exhibition quantity and number of exhibitors rose as a whole

China's overseas exhibitions in countries along the Belt and Road steadily rose in 2018. As shown in Fig. 3.12, as many as 76 exhibition organizers across the country organized the participation in 718 exhibition projects in 33 countries along the Belt and Road, accounting for 42.9% of the total overseas exhibition projects, up by 14.3% from a year earlier. The exhibition area was 377,000 m², representing 45.4% of the total overseas exhibition area, with a year-on-year decrease of 2.8%. The number of exhibitors came to 26,000, contributing 44.5% to the total overseas exhibitors, increased by 0.6% than that in 2017.

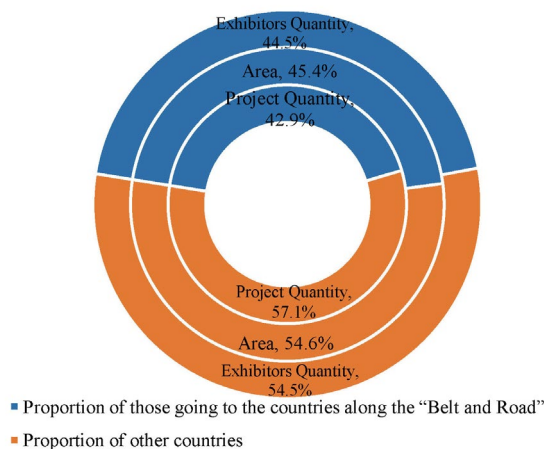


Fig. 3.12 Distribution Diagram on Percentages of Exhibition Projects, Exhibition Area and Exhibitors in Countries along the Belt and Road

2. Exhibition regions presented centralized trend

China's overseas exhibitions in countries along the Belt and Road presented a centralized trend in 2018, and the top 10 countries by the number of projects were Russia, India, the UAE, Turkey, Thailand, Indonesia, Vietnam, Iran, Singapore and Malaysia. The number of projects was 718, accounting for 81.3% of China's total exhibitions in countries along the Belt and Road. The exhibition area reached 292,700 m², representing 77.6% of the total, while the number of exhibitors came to 26,000, contributing 78.2% to the total. See Table 3.1 for more information.

Among them, the number of China's participation in exhibition projects in Russia is the largest, reaching 132, up by 18.9% from that in 2017; the actual exhibition area was 51,000 m², increased by 34.2% from that in 2017; the number of exhibitors was 3,870, up by 20.0% than that in 2017. The number of participation in those of India and the UAE came to the second and the third place, with the number of exhibition projects reached 89 and 82, the actual exhibition area of 50,000 m² and 61,000 m², and the number of exhibitors reaching 3,129 and 3,906, respectively.

Case Study

Among China's overseas exhibition projects in Russia, the China-Russia Expo was organized by Foreign Trade Development Bureau of the Ministry of Commerce between July 9 and 12, 2018. With the actual exhibition area of 5,518 m², the exhibition mainly displayed equipment manufacturing, daily consumptions, resource development, agriculture and forestry, technological innovation, finance, culture and education, which attracted about 47,000 visitors, received nearly 1,200 customers and negotiated on around 98 projects with the actual amount of transactions of approximately \$483,000.

Table 3.1 Top 10 Countries along the Belt and Road by Number of their Exhibition Projects in Which China Participated in 2018

Country	Project QTY	Actual Exhibition Area (m ²)	Number of Exhibitors
Russia	132	5.1	3870
India	89	5.0	3129
United Arab Emirates	82	6.1	3906
Turkey	60	2.4	1728
Thailand	47	1.9	1641
Indonesia	46	3.3	2260
Vietnam	43	1.5	1265
Iran	35	1.1	764
Singapore	27	1.5	1023
Malaysia	23	1.3	879

3. Comprehensive and machinery exhibition projects accounted for a high proportion among all exhibition industries

In 2018, China's overseas exhibitions in countries along the Belt and Road were mainly focused on comprehensive and machinery exhibitions. Among all industry classifications, comprehensive exhibitions saw the most projects of 129, accounting for 18.0% of the total exhibition projects in countries along the Belt and Road, while the actual exhibition area was 159,000 m² and the number of exhibitors reached 9,386. In terms of specialized exhibitions, machinery exhibitions saw the largest number of exhibitors, reaching up to 128, with a proportion of 17.8%, while the actual exhibition area was 57,000 m² and the number of exhibitors was 4,105. It was followed by the food & agricultural products category, healthcare, textile and apparel & leather products, energy & minerals, architectural decoration, lighting, and hardware & tools and chemical engineering. See Table 3.2 for more information.

Table 3.2 Top 10 Industries by Number of Exhibition Projects in Countries along the Belt and Road in Which China Participated in 2018

Industry	Project QTY	Actual Exhibition Area(m ²)	Number of Exhibitors
Comprehensive	129	15.9	9386
Machinery	128	5.7	4105
Food & agricultural products	41	1.5	1403
Healthcare	39	1.3	1244
Textile and apparel & leather products	35	1.3	1006
Energy & minerals	33	1.3	816
Architectural decoration	33	1.0	804
Lighting	28	0.9	748
Hardware & tools	28	0.6	461
Chemical engineering	18	0.7	631

(II) BRICS saw rapid growth

In 2018, The BRICS members have become an important driving force for global economic growth. With the changeable international situation, it is becoming more and more necessary for BRICS members to strengthen cooperation and unite as one. Holding exhibition is an important way to promote the economic and trade exchanges between China and other BRICS countries.

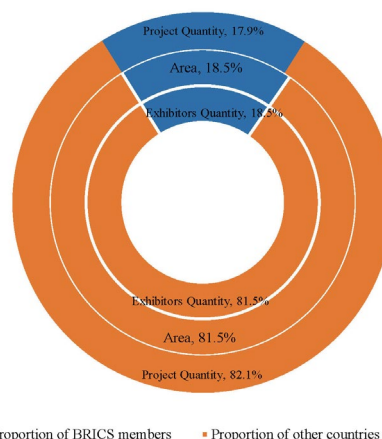


Fig. 3.13 Distribution Diagram on Percentages of Exhibition Projects, Exhibition Area and Exhibitors in Other BRICS Members

1. The number of exhibition projects and exhibition area increased

In 2018, China saw an increase in the number of exhibition projects and the exhibition area in other BRICS members. As shown in Fig. 3.13, 63 exhibition organizers across the country organized the participation of 310 exhibition projects in the other 4 BRICS members, accounting for 18.5% of the total overseas exhibition projects, up by 1.0% from a year earlier, while the actual exhibition area was 154,000 m², representing 18.5% of the total overseas exhibition area, up by 4.1% year on year, and the number of exhibitors was 11,000, contributing 17.9% to the total overseas exhibitors, the same as last year.

2. China's exhibition in BRICS were mainly centered on Russia and India

In 2018, China's participation in other BRICS members were mainly focused on Russia and India, and among countries along the Belt and Road where China participated in exhibitions, the two countries also saw the largest number of China's exhibition projects. In Russia and India, the number of exhibition projects reached 221, accounting for 71.3% of the total exhibition projects in the other BRICS members, while the exhibition area was 101,000 m², representing 65.8% of the total exhibition area in other BRICS members, and the number of exhibitors reached 6,999, representing 66.5% of the total exhibitors in other BRICS members. In addition, Brazil and South Africa came to the third and fourth place by the number of exhibition projects in which China participated, reaching 54 and 35, while the actual exhibition area was 31,000 m² and 22,000 m², and the number of exhibitors was 2,043 and 1,475, respectively. See Table 3.3 for more information.

Table 3.3 China's Exhibition in Other BRICS Members

Country	Project QTY	Actual Exhibition Area (10000 m ²)	Number of Exhibitors
Russia	132	5.1	3870
India	89	5.0	3129
Brazil	54	3.1	2043
South Africa	35	2.2	1475

3. Comprehensive and Machinery Exhibitions accounted for a high proportion among all exhibition industries

In 2018, China's exhibitions in other BRICS members were mainly focused on machinery and comprehensive exhibitions. Among all industry classifications, machinery exhibitions saw the largest number of projects, reaching up to 61, accounting for 27.6% of the total exhibition projects in other BRICS members, while the actual exhibition area was 51,000 m², and the number of exhibitors was 3,463. Comprehensive exhibitions ranked the second regarding the number of exhibition projects, reaching 41, accounting for 18.6% of the total exhibition projects in other BRICS members, while the actual exhibition area was 50,000 m², and the number of exhibitors was 2,763. It was followed by textile, apparel & leather products, energy & minerals, healthcare, lighting, hardware tools, architectural decoration, food & agricultural products, and security protection. See Table 3.4 for more information.

Table 3.4 Top 10 Industries by Number of Exhibition Projects in Other BRICS Members where China Participated in 2018

Industry	Project QTY	Actual Exhibition (10000 m ²)	Number of Exhibitors
Machinery	61	2.3	1784
Comprehensive	41	5.0	2763
Textile, apparel & leather products	22	0.8	647
Energy & minerals	17	1.0	559
Healthcare	17	0.5	564
Lighting	15	0.4	308
Hardware tools	15	0.3	251
Architectural decoration	12	0.5	319
Food & agricultural products	12	0.3	306
Security protection	10	0.2	184

(III) The Shanghai Cooperation Organization has great prospects

The Shanghai Cooperation Organization (SCO) is the largest comprehensive regional organization in the world in terms of geographical coverage and population. It is an important link between the Asia-Pacific Economic Zone and the Eurasian Economic Zone, with its member nations accounting for 20% of the world economy and covering 40% of the human population. In 2018, SCO continued to broaden the cooperation on economy and trade. Domestic enterprises' participation in the exhibitions in other SCO members was active on the whole, and the prospects were promising.

1. Exhibitions were satisfactory on the whole

As shown in Fig. 3.14, in 2018, 61 exhibition organizers across the country organized the participation of 248 exhibition projects in the other 8 SCO countries, accounting for 14.8% of the total overseas exhibition projects. The actual exhibition area was 117,000 m², presenting 14.1% of the total overseas exhibition area. The number of exhibitors came to 8,136, contributing 13.8% to the total overseas exhibitors. On the whole, the scale of the exhibition in other SCO members was smaller than that in the BRICS members, but the exhibition markets of some members (Kyrgyzstan and Tajikistan) have not yet been developed, so the exhibition industry of the SCO members still has promising prospects.

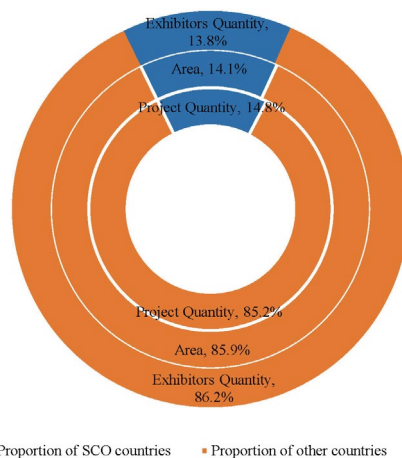


Fig. 3.14 Distribution Diagram on Percentages of Exhibition Projects, Exhibition Area and Exhibitors in Other SCO Members

2. China's exhibitions in SCO were mainly centered on Russia and India

In 2018, China's exhibition in other SCO members were mainly focused on Russia and India, and among countries along the Belt and Road and BRICS where China participated in exhibitions, the two countries also saw the largest number of China's exhibition projects. In Russia and India, the number of exhibition projects reached 221, accounting for 89.1% of the total exhibition projects in other SCO members, while the exhibition area was 101,000 m², accounting for 86.6% of the total exhibition area in other SCO members, and the number of exhibitors reached 6,999, representing 86.0% of the total exhibitors in other SCO members. In addition, Kazakhstan and Pakistan came to the third and the fourth place by the number of exhibition projects in which China participated, reaching 13 and 11, while the actual exhibition area was 7,908 m² and 6,306 m², and the number of exhibitors was 584 and 489, respectively. The scale of exhibition in which China participated in Uzbekistan was the smallest, with only three exhibition projects. The actual exhibition area was only 1,465.5 m², and the number of exhibitor only 64. See Table 3.5 for more information.

Table 3.5 China's Exhibitions in Other SCO Members

Country	Project QTY	Actual Exhibition Area (m ²)	Number of Exhibitors
Russia	132	51406.75	3870
India	89	49961	3129
Kazakhstan	13	7908	584
Pakistan	11	6306	489
Uzbekistan	3	1465.5	64

3. Machinery and Comprehensive Exhibitions accounted for a high proportion among all exhibition industries

In 2018, China's exhibitions in other SCO members were mainly focused on machinery and comprehensive exhibitions. Among all industry classifications, machinery exhibitions saw the largest number of projects, reaching up to 52, accounting for 21.0% of the total exhibition projects in other SCO members, while the actual exhibition area was 20,000 m², and the number of exhibitors was 1,486. Comprehensive exhibitions ranked the second regarding the number of exhibition projects, reaching 38, accounting for 15.3% of the total exhibition projects in other SCO members, while the actual exhibition area was 46,000 m², and the number of exhibitors was 2,655. It was followed by energy & minerals, textile, apparel & leather products, lighting, healthcare, hardware tools, food & agricultural products, consumer goods and transportation & logistics. See Table 3.6 for more information.

Table 3.6 Top 10 Industries by Number of Exhibition Projects in Other SCO Members where China Participated in 2018

Industry	Project QTY	Actual Exhibition (m ²)	Number of Exhibitors
Machinery	52	19503.25	1486
Comprehensive	38	46135	2655
Energy & minerals	15	7035	388

Industry	Project QTY	Actual Exhibition (m ²)	Number of Exhibitors
Textile, apparel & leather products	14	4326	360
Lighting	13	4199	316
Healthcare	13	4485	459
Hardware tools	13	3196	225
Food & agricultural products	8	1788	197
Consumer goods	7	3939	327
Transportation & logistics	6	2457	90

V. Industry Overview

Similar to 2017, the industry structure of China's overseas exhibitions consisted of comprehensive exhibitions, 20 specialized exhibitions and exhibitions of other categories in 2018. Since the comprehensive exhibition had a wider coverage, larger audience, and more exhibitors, which could effectively open up markets and expand influence for enterprises, it became the favorite of enterprises, and continued to take the lead among various industries regarding the number of exhibition projects, the exhibition area and the number of exhibitors.

As shown in Fig. 3.15 and Fig. 3.16, comprehensive exhibitions still accounted for a high proportion (19.6%). In terms of specialized exhibitions, machinery exhibitions accounted for the highest proportion (13.4%), followed by textile, apparel & leather products exhibitions, food & agricultural products exhibitions and architectural decoration exhibitions, with a share of 9.7%, 5.6% and 4.5%, respectively. Among the top 10 projects of China's overseas exhibition industry, machinery exhibitions, textile, apparel & leather products exhibitions, architectural decoration exhibitions, hardware & tools exhibitions, healthcare exhibitions, lighting exhibitions and energy & minerals exhibitions in 2018 all saw more projects compared with those in 2017, while comprehensive exhibitions, food & agricultural products exhibitions, and transportation & logistics exhibitions saw less projects than those in 2017.

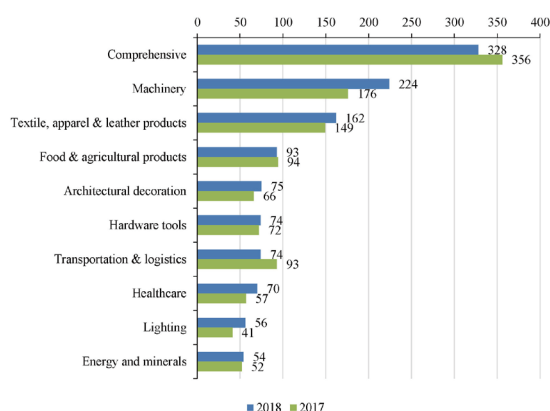


Fig. 3.15 Distribution Diagram on Top 10 Projects of China's Overseas Exhibition Industry in 2018

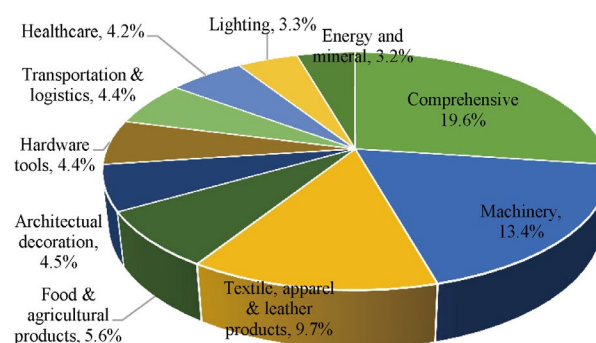


Fig. 3.16 Distribution Diagram on Proportion of Top 10 Projects of China's Overseas Exhibition Industry in 2018

(I) Comprehensive exhibitions

In 2018, China has organized 328 overseas comprehensive exhibitions, accounting for 19.6% of the total overseas exhibitions, down by 7.9% from a year earlier, and the major destinations included Germany, the U. S., the United Arab Emirates, Russia, Italy, etc. The total exhibition area of comprehensive exhibitions was about 285,000 m², representing 34.3% of the total exhibition area, with a year-on-year decrease of 11.0%, while the number of exhibitors was about 20,000, contributing 29.4% to the total outbound exhibitors, the same as last year.

(II) Machinery exhibitions

In 2018, China has organized 224 machinery exhibitions, accounting for 13.4% of the total overseas exhibitions, up by 8.7% from a year earlier, and the major destinations included Russia, the U. S., India, Turkey, etc. The actual exhibition area was 89,000 m², representing 10.8% of the total exhibition area, with a year-on-year increase of 59.4%, while the number of exhibitors was 6,448, contributing 11.01% to the total outbound exhibitors, increased by 20.0% than that last year.

(III) Textile and apparel & leather products exhibitions

In 2018, China has organized 162 exhibitions on textile, apparel & leather products, accounting for 13.4% of the total overseas exhibitions, up by 27.3% from a year earlier, and the major destinations included the U. S., France, Germany, Italy, Russia, etc. The actual exhibition area was 79,000 m², representing 9.5% of the total exhibition area, with a year-on-year decrease of 19.2%, while the number of exhibitors was 6,299, contributing 10.7% to the total outbound exhibitors, decreased by 12.0% than that last year.

(IV) Food & agricultural products exhibitions

In 2018, China has organized 93 food & agricultural products exhibitions, accounting for 5.6% of the total overseas exhibitions, down by 1.1% from a year earlier, and the major destinations included the U. S., Russia, France, the United Arab Emirates, Germany, etc. The actual exhibition area was 32,000 m², representing 3.9% of the total exhibition area, with a year-on-year increase of 10.9%, while the number of exhibitors was 3,032, contributing 5.2% to the total outbound exhibitors, increased by 2.0% than that last year.

(V) Architectural decoration exhibitions

In 2018, China has organized 75 architectural decoration exhibitions, accounting for 4.5% of the total overseas exhibitions, up by 13.6% from a year earlier, and the major destinations included Germany, the U. S., Thailand, etc. The actual exhibition area was 29,000 m², representing 3.5% of the total exhibition area, while the number of exhibitors was 2,114, contributing 3.6% to the total outbound exhibitors.

VI. Exhibition Organizers

As many as 92 exhibition organizers across the country have implemented overseas exhibition projects, approved by CCPIT (signed by the Ministry of Commerce), by November 13, 2018.

In terms of the number of projects, as shown in Table 3.7, among all exhibition organizers, number of units that organized more than 50 exhibition projects reached 10, the same as a year earlier, and the exhibition organizers became more centralized. The 10 exhibition organizers organized 838 exhibition projects, accounting for 50.1% of the total overseas exhibition projects, with the exhibition area of 318,000 m², representing 38.3% of the total outbound exhibition area, and the number of exhibitors of 24,000, contributing 40.5% to the total outbound exhibitors. Among them, CMEC International Exhibition Co., Ltd. and CIEC ranked No. 1 and No. 2 by the number of projects among all exhibition organizers, followed by Zhejiang Broad International Convention & Exhibition Co., Ltd., Machinery Sub-Council of CCPIT, CCCMB, Huiyuan International Convention & Exhibition Co., Ltd., Grand International Exhibition Co., Ltd., Poly International Exhibition Co., Ltd., China Great Wall International Exhibition Co., Ltd. and Fujian Fumao Convention and Exhibition Services Co., Ltd.

Case Study

Among the exhibitions CMEC International Exhibition Co., Ltd. has organized, the Smart Manufacturing Exhibition and China Machinery & Intelligent Manufacturing Brand Show 2018 (Malaysia) held in Malaysia International Trade & Exhibition Centre from August 16 to 19, 2018, were the first of its kind. It was the first time that the Chinese government had held professional machinery exhibitions in Malaysia. The event attracted international companies and professional buyers throughout Southeast Asia. Having not only new technologies with independent intellectual property rights, but also a high level of product and service quality, the exhibits, to a great extent, represented the quality and advantages of China's machinery and smart manufacturing products.

Among the exhibitions CIEC has organized, China-Kenya Industrial Capacity Cooperation Exposition took place in Nairobi, Kenya, from November 14 to 17, 2018, with the exhibition area of about 4,300 m², including the indoor and outdoor exhibition area of 3,300 m² and 1,000 m² respectively. The event attracted 81 enterprises from 15 provinces and cities including Beijing, Shanghai, Hebei, Henan, Hunan, Liaoning, Shandong, etc., and 6,300 visitors from African countries such as Kenya, Botswana, Egypt, Ethiopia, Nigeria, Malawi, Madagascar, Mauritius, Uganda, etc.

Among the exhibitions Zhejiang Broad International Convention & Exhibition Co., Ltd. has organized, Zhejiang Export Fair (Saudi Arabia) took place in Jeddah, Saudi Arabia, from March 13 to 16, 2018. The company organized the exhibition with the area of 1,170 m², the number of exhibitors of 90, 130 booths, and 167 pavilion members. The event attracted 25,000 visitors, received 19,000 customers, negotiated on 613 projects, and achieved the turnover of \$10 million.

Among the top three exhibition organizers by the number of projects, as shown in Table 3.7, CMEC International Exhibition Co., Ltd. organized 114 exhibitions, accounting for 6.8% of the total overseas exhibitions, with the actual exhibition area of 53,000 m², representing 6.4% of the total outbound exhibition area, and the exhibitors of 3,860, contributing 6.6% to the total exhibitors. CIEC organized 103 exhibitions, accounting for 6.2% of the total overseas exhibitions, with the actual exhibition area of 55,000 m², representing 6.6% of the total outbound exhibition area, and the exhibitors of 3,856, contributing 6.6% to the total exhibitors. Zhejiang Broad International Convention & Exhibition Co., Ltd. organized 93 exhibitions, accounting for 5.6% of the total overseas exhibitions, with the actual exhibition area of 28,000 m², representing 3.3% of the total outbound exhibition area, and the exhibitors of 1,943, contributing 3.3% to the total exhibitors.

**Table 3.7 Overseas Exhibitions in which China Participated or hosted in 2018
(Top 30 Exhibition Organizers Based on Project Quantity)**

S/N	Exhibition Organizer	Project Quantity		Actual Exhibition Area		Exhibitors	
		Quantity	Percentage	Quantity	Percentage	Quantity	Percentage
1	CMEC International Exhibition Co., Ltd.	114	6.8%	53142	6.4%	3860	6.6%
2	China International Exhibition Center Group Corporation	103	6.2%	54840.8	6.6%	3856	6.6%
3	Zhejiang Broad International Convention & Exhibition Co., Ltd.	93	5.6%	27766.75	3.3%	1943	3.3%
4	China Council for the Promotion of International Trade Machinery Sub-Council	88	5.3%	28007.65	3.4%	2174	3.7%
5	China Chamber of Commerce for Import and Export of Machinery and Electronic Products	84	5.0%	49131	5.9%	3345	5.7%
6	Huiyuan Int'l Commerce & Exhibition Co., Ltd.	78	4.7%	17622.5	2.1%	1660	2.8%
7	Grand International Exhibition Co., Ltd.	77	4.6%	22240.65	2.7%	1964	3.3%
8	Poly International Exhibition Co., Ltd.	76	4.5%	22531.5	2.7%	1789	3.0%
9	China Great Wall International Exhibition Co., Ltd.	65	3.9%	30181.5	3.6%	2202	3.7%
10	Fujian Fumao Convention and Exhibition Services Co., Ltd.	60	3.6%	12693	1.5%	985	1.7%
11	China Council for the Promotion of International Trade Shanghai Sub-Council	44	2.6%	8234	1.0%	490	0.8%
12	China Chamber of Commerce for Import & Export of Medicines & Health Products	43	2.6%	21585	2.6%	2026	3.4%
13	China Council for the Promotion of International Trade, Zhejiang Provincial Committee	40	2.4%	10332	1.2%	859	1.5%
14	China Council for the Promotion of International Trade Chemical Industry Sub-Council	38	2.3%	19250.5	2.3%	1739	3.0%
15	China Council for the Promotion of International Trade Jiangsu Sub-Council	38	2.3%	13998	1.7%	768	1.3%
16	China Council for the Promotion of International Trade Electronics & information Industry Sub-council	34	2.0%	18540	2.2%	1202	2.0%
17	Trade Development Bureau of the Ministry of Commerce	34	2.0%	39168	4.7%	3128	5.3%
18	CEC Expo	34	2.0%	12222.2	1.5%	1035	1.8%
19	China Foreign Trade Centre	30	1.8%	12267.35	1.5%	1081	1.8%
20	SINOLIGHT International Holdings Corporation	27	1.6%	11166.5	1.3%	766	1.3%

S/N	Exhibition Organizer	Project Quantity		Actual Exhibition Area		Exhibitors	
		Quantity	Percentage	Quantity	Percentage	Quantity	Percentage
21	Printing and Printing Equipment Industries Association of China	22	1.3%	3780	0.5%	288	0.5%
22	China Council for the Promotion of International Trade Light Industry Sub-council	21	1.3%	7262	0.9%	478	0.8%
23	China Council for the Promotion of International Trade, Ningbo Committee	20	1.2%	5038	0.6%	387	0.7%
24	China Council for the Promotion of International Trade Shanghai Pudong Sub-Council	19	1.1%	5152.5	0.6%	320	0.5%
25	China Council for the Promotion of International Trade, Textile Industry Sub-Council	18	1.1%	29907	3.6%	2427	4.1%
26	Minmetals International Advertising & Exhibition Co., Ltd.	18	1.1%	6237.5	0.8%	413	0.7%
27	China National Chemical Information Center	18	1.1%	4305	0.5%	361	0.6%
28	China Huayang Economic and Trade Group Co., Ltd.	17	1.0%	99990	12.0%	5390	9.2%
29	Metallurgical Council of China Council for the Promotion of International Trade	16	1.0%	3391	0.4%	236	0.4%
30	Genertec International Advertising & Exhibition Co., Ltd	15	0.9%	8520	1.0%	859	1.5%

VII. Overview of CCPIT's Overseas Exhibitions (Expositions)

The China Council for the Promotion of International Trade (CCPIT) plays an important role in organizing exhibitions (expositions), and promoting the development of the nation's convention and exhibition industry, as well as that of the trade promotion industry. It is not only a bridge between the government and enterprises, but also an important channel to tighten the economic ties between China and foreign countries. In 2018, CCPIT has played an active role in expanding trade and investment cooperation and achieved fruitful results. It has organized 657 companies from all over the country to participate in overseas exhibitions, with the exhibition area of over 30,000 m², and the transactions on site and with the intention reaching \$160 million.

(I) CCPIT Focuses on Developing Chinese Brand Exhibitions and Expanding International Market

Centering on the country's open economic development and the outbound economic and trade issues, CCPIT learns from advanced foreign exhibition concept, strengthens the co-ordination of capital, management and services, and organizes domestic enterprises to expand the international market and cultivate Chinese brand exhibitions with international influence. For example, The 3rd China Premium Textile & Apparel Trade Show-South Africa held by CCPIT Textile Industry Sub-Council in Cape Town, South Africa, was the biggest and the only industry exhibition covering the entire category of textiles and clothing in the African continent. 31 domestic trade and manufacturing enterprises participated in the exhibition, and the exhibits included clothing, home textiles, fabrics, accessories, shoes & hats, luggage, etc. The event, with the exhibition area of 1,500 m², attracted more than 5,000 professional visitors from 30 countries and regions, and further deepened the understanding of China's textile brands and commodities for African merchants and customers. China (Dubai) Brand Furniture and Building Material Expo held in Dubai, United Arab Emirates, with the actual exhibition

area of 2,000 m², attracted 54 well-known domestic enterprises, such as Dongguan De Rucci Bedding Co., Ltd., Jiangsu Kanglai Furniture Co., Ltd., Hangzhou Dechang Furniture and Hardware Co., Ltd. and Heshan Sifang Furniture Co., Ltd. The event improved the image and brands of Chinese enterprises in the region, and became a bridge for them to explore the Middle East market.

(II) CCPIT Implements the BRI and Explores the Markets in Developed Countries Actively

In 2018, CCPIT has implemented the BRI actively and achieved remarkable results. It organized 224 enterprises to host and participate in 5 exhibitions in the countries along the Belt and Road route, with the exhibition area of 7,888 m². The transactions on site and with the intention reached nearly \$47.47 million. For example, CCPIT organized domestic enterprises to host the China (Vietnam) Brand Consumer Electronics, Home Decoration and Building Material Exhibition 2018 in Ho Chi Minh City, Vietnam, with the exhibition area of 1,800 m². With the major exhibition direction of home building materials, consumer electronic products, communication products and accessories, etc., the event was designed to facilitate Sino-Vietnamese enterprises to seek investment opportunities within the BRI framework and the Two Corridors and One Ring, exploit the potential of cooperation, deepen mutual understanding, and achieve win-win results.

At the same time, CCPIT gave full play to the regional and industrial advantages, and organized domestic enterprises to participate in exhibitions in some developed countries, in order to explore the markets in Western Europe and North America. As a result, domestic enterprises not only learned advanced technologies, but also promoted domestic transformation and upgrading, and improved the status of China's industry in the global value chain. For example, CCPIT organized domestic enterprises to participate in the BIO International Convention, which focused on gene sequencing, new drug development, etc. The event reflected the overall strength of the nation's bio-industry and its development in recent years. Through organizing diverse activities, CCPIT created conditions for domestic bio-enterprises and science parks to communicate with peers from all over the world, grasp the latest development trends of biotechnology, and build a platform for business cooperation and information sharing. In addition, it provided them with the access to US technology and investment and human resources. CCPIT also organized domestic enterprises to participate in the European (Munich) New Energy Automotive Industry Technology Exhibition, which was a top international fair for professionals in the field of new energy vehicles, and an important platform for connecting the German Automotive Industry 4.0 and Made in China 2025. In the exhibition, 36 domestic exhibitors demonstrated the professional strength and infinite vitality of China's new energy auto industry. The event stepped up international exchange and cooperation in the industry.

(III) CCPIC Promotes International Cooperation in Industrial Capacity and Strengthens Friendly Relations with Latin American Countries

Based on domestic advantages and the demands of the host country's market, CCPIT integrated superior

domestic resources, promoted the “going out” of competitive domestic industrial capacity, such as steel, nonferrous metals, building materials, chemicals, light industry textiles, electric power, rail transit communications, etc., and achieved positive interaction between international cooperation in industrial capacity and domestic transformation and upgrading. For example, the China-Kenya Industrial Capacity Cooperation Exposition held in Nairobi, was an effective measure to implement the “eight actions” and the “10 major China-Africa cooperation plans” of the Beijing Summit. The event attracted 81 domestic companies from 15 provinces and cities, with the exhibition area of 4,300 m². It showed China’s advanced technology and equipment in the fields of infrastructure, railways, highways, ports, energy, machinery, automobiles, agricultural product processing, information and communication, etc., and played an important role in promoting China-Africa cooperation in industrial capacity. CCPIT also joined with other fairs in the China (Nigeria) Industrial Capacity Cooperation Exposition in Lagos, Nigeria, with an exhibition area of 2,000 m². Forty-four companies, such as China National Heavy Duty Truck Group Co., Ltd., Inspur Group Co., Ltd., China-Africa Investment Limited of Guangdong Xinguang International Group, China-Africa Lekki Investment Co., Ltd., etc., demonstrated the fruitful results of the cooperation in industrial capacity of the two countries and the broad prospects for further cooperation. The transactions on site reached \$21.16 million and those with the intention were up to \$35 million. CCPIT also co-held the China-Ethiopia Industrial Capacity Cooperation Exposition with the China-Africa Development Fund and the Ethiopian Chamber of Commerce and Industry Associations. The event, with the exhibition area of 1,660 m², was in line with the development trends of the new era. It was dedicated to promoting the cooperation in industrial capacity between China and Africa, and building a platform for efficient, high-end and effective cooperation in the Belt and Road construction. The exhibition showed China’s recent economic development and the latest achievements of BRI in Africa comprehensively, and promoted the investment in and trade with Africa effectively.

Meanwhile, strengthening the cooperation with Latin American countries in industrial capacity was also high on CCPIT’s list of priorities in 2018. CCPIT has enhanced the friendly relations between China and Latin American countries through the organization of international industrial capacity and equipment manufacturing exhibitions. For example, The Trade Exhibition of the People’s Republic of China held in El Salvador attracted 22 companies from Beijing, Tianjin, Chongqing, Guangdong, Zhejiang, Jiangsu, Shandong, Henan, Jiangxi and other provinces and cities, with the exhibition area of 3,000 m². It was the first Chinese trade exhibition held in El Salvador after the official establishment of diplomatic relations between the two countries. The event enhanced the economic and trade relations between China and Central America, and opened a new chapter in the effective cooperation between China and El Salvador. The China (Panama) Comprehensive Brand Exhibition took place during the visit of Chinese President Xi Jinping to Panama. It was also the largest and top exhibition held by China in Panama since the establishment of diplomatic relations between the two countries, with the exhibition area of 3,200 m². The event attracted 26 domestic exhibitors, and effectively promoted further development of the bilateral economic and trade relations.

Table 3.8 Overview of CCPIT's Overseas Exhibition (Expositions) in 2018

S/N	Country	City	Exhibition (Exposition) Name	Time	Content	Area (m ²)
1	Bosnia and Herzegovina	Mostar	International Economy Fair Mostar 2018	April	Automotive, agricultural machinery equipment, electronic equipment, household appliances, information technology and equipment, etc.	1002
2	United States	Boston	BIO International Convention 2018	June	High-affinity TCR immunotherapy technology, DNA coding compound library, new drug screening and development, preclinical new drug projects, biochips, CRO services, gene sequencing services, recombinant protein and antibody catalog products, recombinant protein expression technology services, antibody customization services, antibody engineering, antibody drug development services, etc.	409
3	United Arab Emirates	Dubai	China (Dubai) Brand Furniture and Building Material Expo 2018	September	Furniture, lighting, bathrooms, art, textiles, etc.	1145
4	Guatemala	Guatemala City	The Trade Exhibition of the People's Republic of China (Guatemala) 2018	September	Automobiles, home appliances, smart electronic products, agricultural machinery, lighting, security, building materials, daily necessities, etc.	3000
5	Kazakhstan	Alma-Ata	China (Kazakhstan) Brand Furniture and Building Material Expo 2018	September	Interior decoration, household items, building materials, kitchen and bathroom equipment and products, plumbing products, etc.	2000
6	Cuba	Havana	Cuba Havana International Fair for Trade 2018	October	Automobiles, motorcycles, new energy, electronics, building materials, machinery, hardware, daily necessities, handicrafts, etc.	1266
7	Latvia	Riga	China Machinery and Electronics Brand Exhibition in Latvia 2018	October	Machinery, furniture and household goods, home appliances, electronic communications, energy equipment, etc.	1086
8	Germany	Munich	European (Munich) New Energy Automotive Industry Technology Exhibition 2018	October	Finished automobiles, charging piles, cables, connectors, super capacitors, electromagnetic materials and other new energy vehicles, etc.	900
9	El Salvador	San Salvador	The 26th El Salvador International Exhibition	November	Auto parts, medical equipment, lamps, decoration materials, clothing, etc.	300
10	El Salvador	San Salvador	The Trade Exhibition of the People's Republic of China (El Salvador) 2018	November	Automobiles, motorcycles, machinery, electronics, software, security, decorative building materials, kitchen and bathroom, new energy, service industry, light industrial consumer goods, etc.	3000
11	Nigeria	Lagos	China (Nigeria) Industrial Capacity Cooperation Exposition 2018	November	Machinery and electronics products, hardware, building materials, consumer goods, machinery, textiles, automobiles and industrial parks, etc.	1500
12	Kenya	Nairobi	China-Kenya Industrial Capacity Cooperation Exposition 2018	November	Infrastructure, railways, highways, ports, energy, machinery, automobiles, agricultural product processing, information and communication, etc.	4300
13	South Africa	Cape Town	China Premium Textile & Apparel Trade Show-South Africa 2018	November	Fabrics, accessories, clothing, etc.	957
14	Spain	Barcelona	Smart City Expo World Congress (Barcelona) 2018	November	Smart city, Big Data, Internet of Things, Cloud Computing, new energy, smart education, etc.	1000
15	Ethiopia	Addis Ababa	China-Ethiopia Industrial Capacity Cooperation Exposition 2018	December	Infrastructure construction, complete sets of machinery equipment, energy, new energy and environmental protection, transportation and logistics, mineral and metal processing, agriculture and agricultural products processing, information and communication technology, wholesale and retail trade, tourism and health industries, finance and vocational education, etc.	1660
16	Panama	Panama City	China (Panama) Comprehensive Brand Exhibition 2018	December	Financial services, automobiles and ships, artificial intelligence, mobile internet, electronic products, construction machinery, etc.	3200
17	Vietnam	Ho Chi Minh City	China (Vietnam) Consumer Electronics, Home Decoration and Building Brand Exhibition 2018	December	Home building materials, consumer electronics, communication products and accessories, etc.	1800

According to the statistical standards on exhibition venue market from UFI, this chapter conducts statistical survey on 292 exhibition venues in 154 cities all over the country (excluding Hong Kong, Macao and Taiwan) and selects the exhibition venues accommodating more than 2 trade and economic exhibitions in 2018 with an indoor rentable area of greater than or equal to 5,000 m² as China's exhibition venue market in 2018. Therefore, China's exhibition venue market in 2018 defined in this chapter includes 164 professional exhibition venues, with an indoor rentable area of about 9.83 million m². This chapter makes statistics and analysis of China's exhibition venue market according to the above category. It is hereby stated that all the data in this chapter come from the Information Center of CCPIT and China exhibition information database of China International Exhibition Center Group Corporation.

I. Geographical and Scale Distribution

The number and area of China's exhibition venues maintain sustained growth in 2018. According to statistics, the number of domestic exhibition venues reached 164 in 2018, increasing by 11 than that in 2017, with an increase of about 7%; total indoor rentable area was about 9.83 million m², increasing by 0.48 million m² than that in 2017, with an increase of about 5%. However, compared with the historical data, we can find that although the number of newly built exhibition venues still increased by about 10, the increase in area of newly built exhibition venues dropped to 480,000 m² from 1.13 million m² in 2017, down about 8%, reflecting the slowdown in the growth rate of the total supply of exhibition venues under the new economic situation.

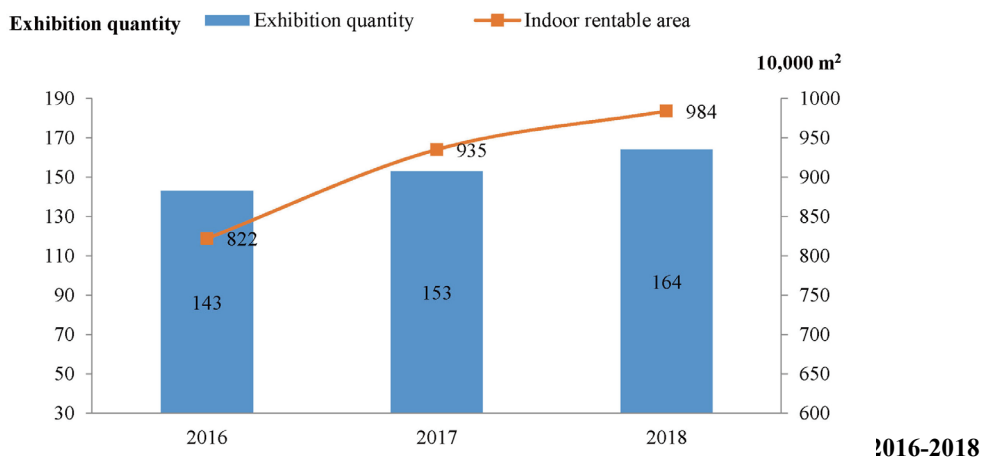


Fig. 4.

(I) Provinces

Shandong Province has the largest number of exhibition venues of 24, with an increase of 3 compared with that in 2017, accounting for about 15% of the national total, ranking the first for two consecutive years. In recent years, Guangdong Province has accelerated the construction of exhibition venues, with 5 exhibition venues newly built in 2018, increasing the total number to 21, accounting for about 13% of the national total, ranking the second. Zhejiang Province has 15 exhibition venues, Jiangsu Province has 13 exhibition venues, and Shanghai has 9 exhibition venues, ranking the third to the fifth. It is noteworthy

that in recent years, Hebei Province, Liaoning Province, Inner Mongolia and other traditionally underdeveloped regions in terms of exhibition industry have caught up and leaped into the front ranks of China, showing their potential for future development.

In terms of the overall distribution of exhibition venues, Shandong, Zhejiang, Guangdong and Jiangsu have more than 10 exhibition venues, adding up to 72 or 44% of the national total, increasing by 8 or 2% than 2017; 8 provinces & municipalities have exhibition venues ranging from 5 to 9, adding up to 53 or 32% of the national total, increasing by 7 or 2% than 2017. The agglomeration effect of the exhibition venue resources towards the “front rank” is becoming increasingly obvious. In addition, 6 provinces and municipalities have exhibition venues ranging from 3 to 4, adding up to 21 or about 13% of the national total. 12 provinces and municipalities have 2 or fewer exhibition venues, adding up to 18 or about 11% of the national total. According to the data, 12 provinces and municipalities have more than 5 exhibition venues in 2018, adding up to 125 or about 76% of the national total. The number of exhibition venues has maintained a sustained growth in the past five years, but the regional imbalance of exhibition venue resources still exists.

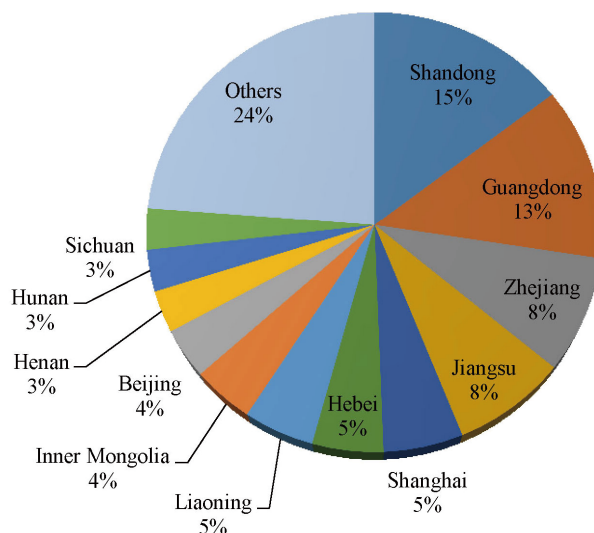


Fig. 4.2 Provincial Quantity Proportion of National Exhibition Venues in 2018

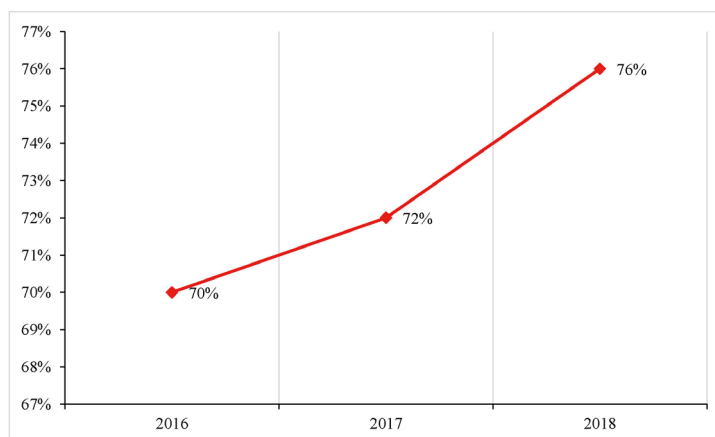


Fig. 4.3 Changes in the Quantity Proportion of Provinces with More Than 5 Exhibition Venues in 2016-2018

In terms of the total indoor rentable area of the exhibition venues, the traditional exhibition venue resources in Guangdong and Shandong provinces continue to grow, with the total area of each exceeding 1 million m². In 2018, the total area of exhibition venues in Guangdong Province reached about 1.54 million m², increasing about 140,000 m² than 2017, accounting for about 16% of the national total, ranking the first. The total area of exhibition venues in Shandong Province reached about 1.3 million m², increasing about 170,000 m² than 2017, accounting for about 13% of the national total, ranking the second. Shanghai, Jiangsu and Zhejiang provinces have all reached a total area of over 500,000 m², ranking the third to the fifth. In terms of regional distribution, the Yangtze River Delta Economic Zone with Shanghai as its center have the most concentrated exhibition venue resources, with Jiangsu, Zhejiang and Shanghai have a total area of about 2.14 million m². The Pearl River Delta Economic Zone, with Guangdong as its core, follows closely. Guangdong and Fujian have a total area of about 1.84 million m². The total area of exhibition venues in Western China, represented by Yunnan, Guizhou, Sichuan and Chongqing, reached 1.41 million m², continuing to bridge the gap with that of the Southeastern China. In contrast, the total area of exhibition venues in Beijing, Tianjin and Hebei is only about 660,000 m², with the growth of exhibition venue resources falling behind the national average. The development trend of China's exhibition venue resources moving southward is becoming more obvious.

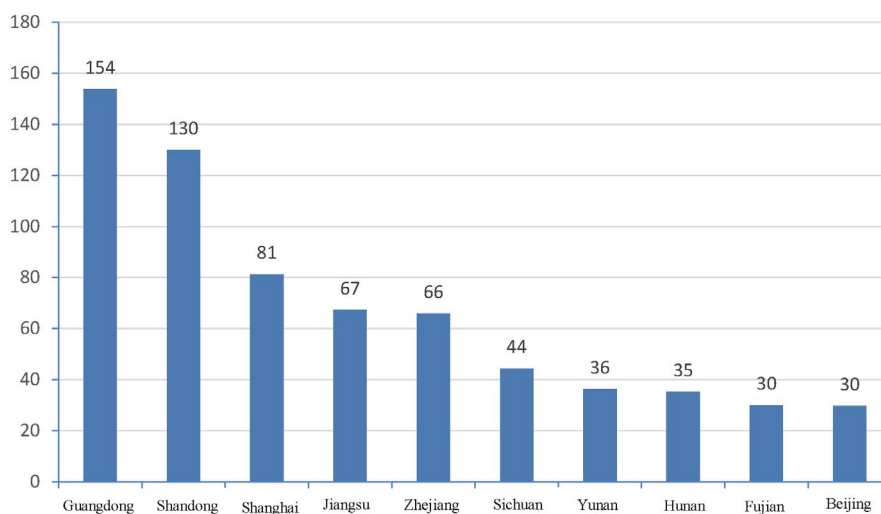


Fig. 4.4 Comparison Diagram of Rentable Area of Exhibition Venues in Major Provinces in 2018

Generally, there are 6 provinces & municipalities (Guangdong, Shandong, Shanghai, Jiangsu, Zhejiang) with a total indoor rentable area of more than 400,000 m², adding up to 5.43 million m² or 55% of the national total; 17 provinces & municipalities with a total rental area of 100,000~400,000 m², adding up to 3.96 million m² or 40% of the national total; 7 provinces & municipalities with a total rentable area of less than 100,000 m², adding up to 440,000 m² or 4% of the national total.

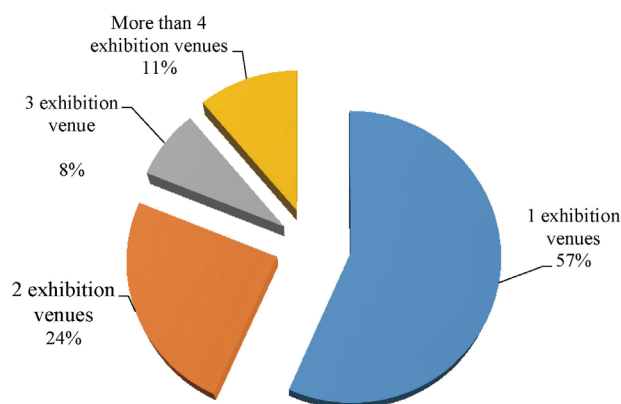
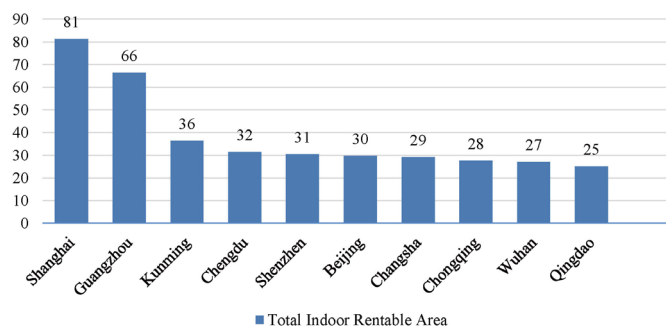
Table 4.1 List of Provinces & Municipalities with Total Exhibition Venue Indoor Rentable Area of over 300,000 m² in 2018

S/N	Provinces & Municipalities	Quantity	Indoor Rentable Area(m ²)
1	Guangdong	21	154
2	Shandong	24	130
3	Shanghai	9	81
4	Jiangsu	13	67
5	Zhejiang	14	66
6	Sichuan	5	44
7	Yunnan	2	36
8	Hunan	5	35
9	Fujian	3	30
10	Beijing	6	30

(II) Cities

In terms of quantity, Shanghai has the largest quantity of 9 exhibition venues. Beijing has 6 exhibition venues, ranking the second. Guangzhou has 5 exhibition venues, ranking the third. In 2018, there are 10 cities with more than 4 exhibition venues, increasing by 1 than 2017. There are 29 cities with 2~3 exhibition venues, accounting for 32% of the national total, up 3% than 2017. Among them, the number of cities with two exhibition centers increased from 17 in 2017 to 22 in 2018, up 30%. The data indicates that with the development of regional economy and the expansion of exhibition economy market, more cities can accommodate more than one exhibition venue. However, if different exhibition venues in the same city could have healthy competition and draw on each other's comparative strengths, it will contribute to the balanced development of exhibition economy.

In terms of area, Shanghai ranks the first with 810,000 m², accounting for 9% of national total; Guangzhou ranks the second with 630,000 m², accounting for 7% of national total; and Kunming ranks the third with 360,000 m², accounting for 4% of national total, followed by Chengdu, Shenzhen and Beijing.

**Fig. 4.5 Quantity Distribution of National Exhibition Venues by City in 2018****Fig. 4.6 Comparison Diagram of Indoor Rentable Area of Exhibition Venues in Major Cities in 2018**

It is noteworthy that the multi-level differentiation pattern among cities with exhibition venue resources remains the same. Shanghai and Guangzhou boast exhibition venue resources 2~10 times more than those in other cities in China. The exhibition venue resources in 10 cities such as Kunming and Chengdu range from 200,000 m² to 300,000 m², forming the second echelon. Western China, represented by Kunming, Chengdu and Chongqing, has given full play to its latecomer advantages in exhibition venue construction, and leaped into the front ranks in terms of scale, reflecting the trend of balanced development of exhibition venue resources construction in China, with more cities stepping up exhibition venue construction and speeding up the development of exhibition economy.

Generally, there are 6 cities in the country where the total indoor rentable area of exhibition venues is over 300,000 m², including Shanghai, Guangzhou, Kunming, Chengdu, Shenzhen and Beijing, with the total indoor rentable area of exhibition venues of about 2.76 million m², accounting for about 28% of the national total. Changsha, Chongqing, Wuhan, Qingdao and other 6 cities each has an area of 200,000~300,000 m², with a total area of about 1.56 million m², accounting for about 16% of the national total. Shenyang, Tianjin, Hangzhou and other 18 cities each has an area of 100,000~200,000 m², with a total area of about 2.51 million m², accounting for about 26% of the national total. Zhengzhou, Xi'an, Haikou and other 23 cities each has an area of 50,000~100,000 m², with a total area of about 1.74 million m², accounting for about 18% of the national total. Hohhot, Urumqi and other 37 cities each has an area of less than 50,000 m², with a total area of about 1.26 million m², accounting for about 12% of the national total.

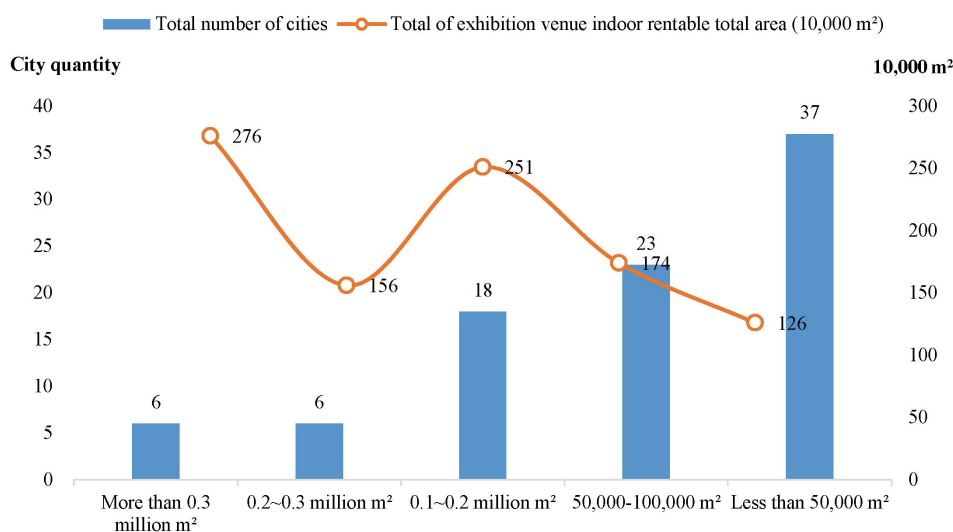


Fig. 4.7 Indoor Rentable Area Distribution of National Exhibition Venues by City in 2018

Table 4.2 List of Provinces & Municipalities with Total Exhibition Venue Indoor Rentable Area of over 200,000 m² in 2018

S/N	City	Quantity	Total Indoor Rentable Area (10000 m ²)
1	Shanghai	9	813333
2	Guangzhou	5	664400
3	Kunming	2	363440
4	Chengdu	2	315000
5	Shenzhen	2	305000
6	Beijing	6	297544
7	Changsha	4	291608
8	Chongqing	3	275300
9	Wuhan	4	271200
10	Qingdao	4	250910
11	Binzhou	1	250000
12	Dongguan	2	222000

(III) Scale

According to the classification criterion of UFI, 153 exhibition venues above are classified by the indoor rentable area into 5,000~19,999 m², 20,000~49,999 m², 50,000~99,999 m² and 100,000 m² above.

In terms of quantity, there are 28 exhibition venues with an indoor rentable area of more than 100,000 m², increasing by 1 than 2017 and accounting for about 17% of the national total. There are 37 exhibition venues with an indoor rentable area of 50,000~100,000 m², the same as 2017, accounting for about 23% of the national total; There are 67 exhibition venues with an indoor rentable area of 20,000~50,000 m², the same as 2017, accounting for about 41% of the national total. There are 32 exhibition venues with an indoor rentable area of less than 20,000 m², increasing by 7 than 2017 and accounting for about

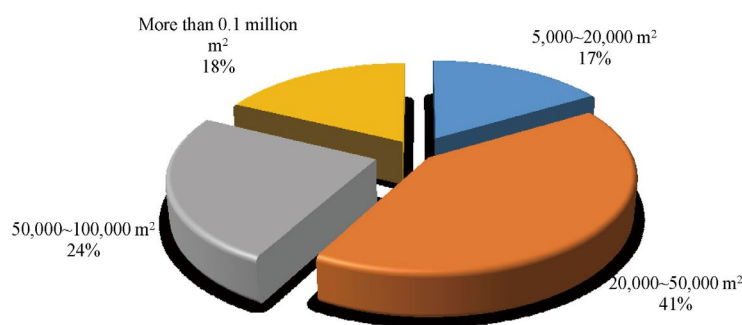


Fig. 4.8 Quantity Distribution of National Exhibition Venues in 2018

16% of the national total. It can be seen that the increment of China's exhibition venue market in 2018 mainly comes from the exhibition venues with an area of below 20,000 m², and the construction speed of large exhibition venues tends to slow down. The main cause is that some of the large exhibition venues originally scheduled to be completed in 2018 have been postponed to 2019 due to various reasons, and the scale of the large exhibition venues is expected to have a high growth in 2019.

In terms of the scale of a single venue, the main exhibition venues have little change in 2018. National Exhibition and Convention Center (Shanghai), China Import and Export Fair Complex and Kunming Dianchi International Convention & Exhibition Center rank the top three in the country with the indoor rentable area of more than 300,000 m²; the Guangdong Modern International Exhibition Center and the Western China International Expo City have the indoor rentable area of more than 200,000 m².

Table 4.3 List of Exhibition Venues with Indoor Rentable Area of More Than 100,000 m² in 2018

Venue	Provinces & Municipalities	City	Indoor Rentable Area (m ²)
National Exhibition and Convention Center (Shanghai)	Shanghai	Shanghai	400000
China Import & Export Fair Complex	Guangdong	Guangzhou	338000
Kunming Dianchi International Convention and Exhibition Center	Yunnan	Kunming	300000
China Chudu International Convention and Exhibition Centre	Shandong	Binzhou	250000
GD Modern International Exhibition Center	Guangdong	Dongguan	210000
Western China International Expo City	Sichuan	Chengdu	205000
The Shanghai New International Expo Center	Shanghai	Shanghai	200000
Chongqing EXPO Center	Chongqing	Chongqing	200000
Guangzhou International Sourcing Center	Guangdong	Guangzhou	200000
China Asia Convention and Exhibition Center	Guangdong	Shenzhen	200000
Changsha International Convention and Exhibition Center	Hunan	Changsha	177500
Wuhan International Expo Center	Hubei	Wuhan	150000
Tianjin Mei Jiang Convention Center	Tianjin	Tianjin	150000
Xiamen International Convention and Exhibition Center	Fujian	Xiamen	140000
Hefei Binhu International Convention and Exhibition Center	Anhui	Hefei	140000
Nanchang Greenland International Expo Center	Jiangxi	Nanchang	140000
Yiwu International Expo Centre	Zhejiang	Yiwu	120000
Fuzhou Strait International Convention and Exhibition Center	Fujian	Fuzhou	120000
Qingdao International Expo Center	Shandong	Jimo	120000
New International Convention & Exposition Center Chengdu Century City	Sichuan	Chengdu	110000
Ji'nan International Convention and Exhibition Center	Shandong	Jinan	110000
China International Exhibition Center (Shunyi)	Beijing	Beijing	106800
Shenyang International Exhibition Center	Liaoning	Shenyang	105600
Shenzhen Convention & Exhibition Center	Guangdong	Shenzhen	105000
Changchun International Convention and Exhibition Center	Jilin	Changchun	100000
Suzhou International Expo Center	Jiangsu	Suzhou	100000
Mianyang S&T City Convention and Exhibition Center	Sichuan	Mianyang	100000

II. Market and Operation

The construction of venues only reflects the construction level of the exhibition infrastructure while its operational efficiency, especially the number and scale (area) of trade and economic exhibitions accommodated as a professional exhibition venue, directly reflects the promotion effect of the venue construction on the local exhibition economy. This chapter will count the number and scale of the trade and economic exhibitions held

in various exhibition venues and make a comparative analysis of the current situation of the operation of the venues. It should also be noted that with the development of exhibition economy, some exhibition venues take other non-exhibition activities as the important supplement to the exhibition venues, such as meetings, celebrations and conferences, and even concerts, sports meetings and other large-scale cultural and sports activities to enhance the operation efficiency of the venues. However, due to the smaller proportion of the above non-exhibition activities and the fact that they cannot be compared with the venues mainly engaged in exhibition business, this chapter will not cover this part temporarily.

(I) Quantity of exhibitions

Shanghai New International Expo Center tops the nation with a total of 199 exhibition events in 2018, 40 more than 2017. Shenzhen Convention & Exhibition Center ranks the second with 113 exhibitions, 15 more than 2017; Shanghai World Expo Exhibition & Convention Center held 105 exhibitions in total in 2018, ranking the third for the first time.

The National Exhibition and Convention Center (Shanghai) held 98 exhibitions in 2018, ranking fourth, increasing by 45 or nearly 45% than 2017, making it the exhibition venue with the highest increase in terms of the quantity and scale of exhibitions. Zhengzhou International Convention and Exhibition Centre, China International Exhibition Center (Sanyuanqiao) and China Import and Export Fair Complex held 93, 92 and 87 exhibitions respectively, ranking the fifth to the seventh.

Table 4.4 List of Exhibition Venues Hosting More than 40 Exhibitions in 2018

S/N	Venue	Provinces & Municipalities	City	Quantity
1	The Shanghai New International Expo Center	Shanghai	Shanghai	199
2	Shenzhen Convention & Exhibition Center	Guangdong	Shenzhen	113
3	Shanghai World Expo Exhibition & Convention Center	Shanghai	Shanghai	105
4	National Exhibition and Convention Center (Shanghai)	Shanghai	Shanghai	98
5	Zhengzhou International Convention and Exhibition Centre	Henan	Zhengzhou	93
6	China International Exhibition Center (Sanyuanqiao)	Beijing	Beijing	92
7	China Import & Export Fair Complex	Guangdong	Guangzhou	87
8	Xian Qujiang International Conference and Exhibition Centre	Shaanxi	Xi'an	74
9	China National Convention Center	Beijing	Beijing	73
10	Poly World Trade Center Expo	Guangdong	Guangzhou	72
11	New International Convention & Exposition Center Chengdu Century City	Sichuan	Chengdu	70
12	Wuhan International Expo Center	Hubei	Wuhan	57
13	Hangzhou International Expo Center	Zhejiang	Hangzhou	54
14	Xinjiang International Conference & Exhibition Centre	Xinjiang	Urumqi	51
15	Nanjing International Exhibition Center	Jiangsu	Nanjing	50
16	Shanghai Everbright Convention & Exhibition Center	Shanghai	Shanghai	49
17	Qingdao International Convention and Exhibition Centre	Shandong	Qingdao	48
18	Changchun International Convention and Exhibition Center	Jilin	Changchun	47

S/N	Venue	Provinces & Municipalities	City	Quantity
19	Hangzhou International Expo Center	Zhejiang	Hangzhou	47
20	Ningbo International Convention and Exhibition Center	Zhejiang	Ningbo	46
21	Wuhan International Conference & Exhibition Centre	Hubei	Wuhan	46
22	Ji'nan International Convention and Exhibition Center	Shandong	Jinan	44
23	Chongqing EXPO Center	Chongqing	Chongqing	43
24	Xiamen International Convention and Exhibition Center	Fujian	Xiamen	43
25	Langfang International Convention & Exhibition Center	Hebei	Langfang	40

In 2018, there are 24 exhibition venues that have held more than 40 exhibitions, increasing significantly by 6 than 2017 and accounting for about 15% of the national total. There are 14 exhibition venues that have held 30~40 exhibitions, 3 more than 2017, accounting for about 8% of the national total. There are 15 exhibition venues that have held 20~30 exhibitions, 2 more than 2017, accounting for about 9% of the national total. There are 26 exhibition venues that have held 10~20 exhibitions, 5 fewer than 2017, accounting for about 16% of the national total. There are 85 exhibition venues that have held less than 10 exhibitions, 6 more than 2017, accounting for about 52% of the national total.

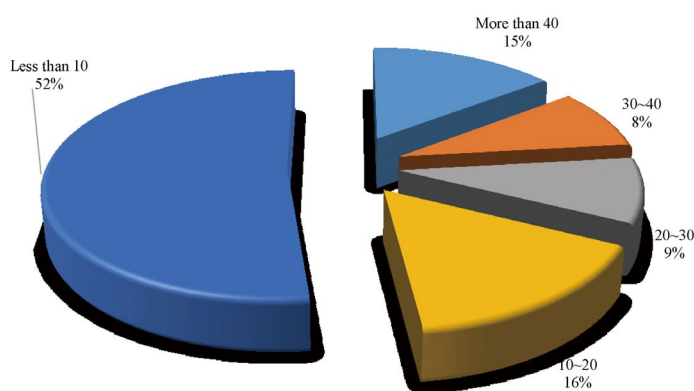


Fig. 4.9 Operational Distribution of National Exhibition Venues in 2018 (Exhibition Quantity)

It can be seen that the operation of China's exhibition venues is generally improving in 2018, with the total number of exhibition venues holding more than 20 trade and economic exhibitions showing an overall upward trend, reflecting the sustained growth of the exhibition economy in regions with developed exhibition industry. However, the number of exhibition venues holding

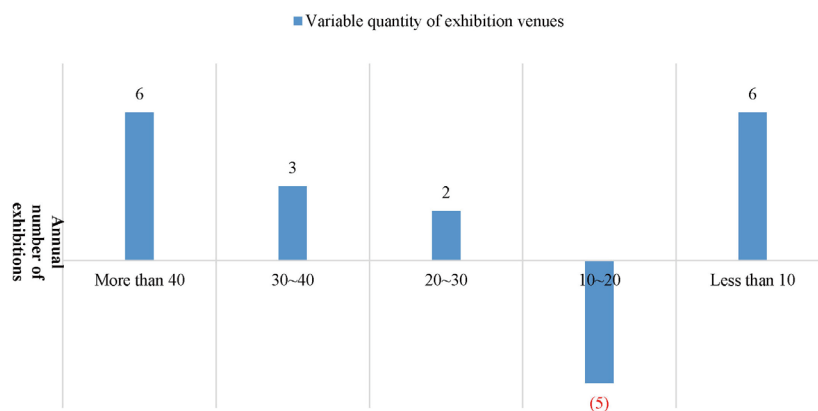


Fig. 4.10 Changes in the Exhibition Quantity of National Exhibition Venues in 2017-2018 (Part I)

10~20 trade and economic exhibitions has decreased in 2018, indicating that the scale of some exhibition venues has upgraded to a higher level, further confirming that the operation of the exhibition venues has improved.

Further investigation on the changes in the quantity of exhibitions held in various exhibition venues in 2017 and 2018 indicates that there are 107 exhibition venues holding more exhibitions than 2017, increasing by 26 than 2017, and

accounting for 65% of the national total, up 12% than 2017. Meanwhile, there are 37 exhibition venues holding fewer exhibitions, 8 fewer than 2017, and accounting for 22% of the national total, down 9% than 2017.

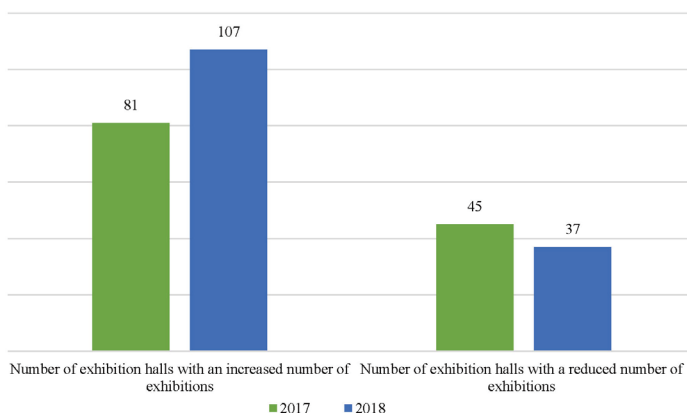


Fig. 4.11 Changes in the Exhibition Quantity of National Exhibition Venues in 2017-2018 (Part II)

By comparing different groups of exhibition venues divided by the number of exhibitions held, 65% of the exhibition venues have held more exhibitions in 2018. Among the exhibition venues holding more than 10 exhibitions in 2018, 75% of them have held more exhibitions than last year. Among the exhibition venues that have held more than 20 exhibitions in 2018, the proportion of the exhibition venues holding more exhibitions further increased to 77%. Among the exhibition venues holding more than 40 exhibitions in 2018, 79% of them have held more exhibitions than last year. The exhibition venues holding more than 90 exhibitions have the highest positive growth rate of 80%. According to the data, the operation of exhibitions of national exhibition venues presents an increasing trend on the whole in 2018 and about two-thirds of the exhibition venues have achieved incremental development of exhibitions, of which the growth rate of exhibition quantity of larger exhibition venues is higher, showing the competition trend that the strong ones get stronger.

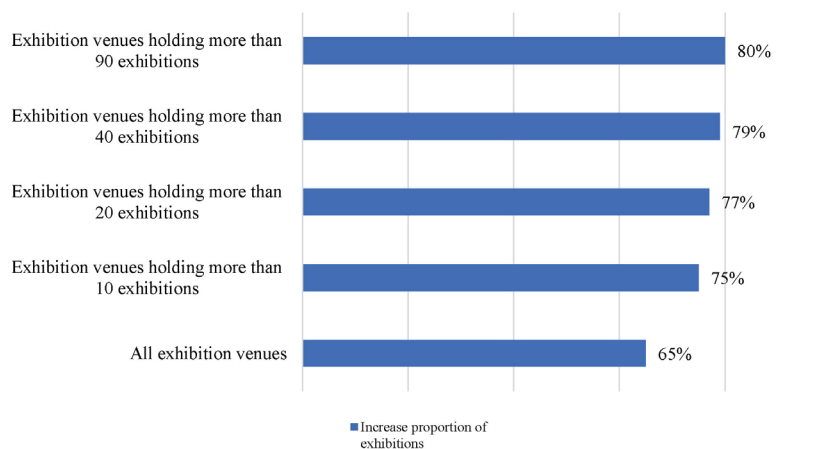


Fig. 4.12 Changes in the Exhibition Quantity of National Exhibition Venues in 2017-2018 (Part III)

Table 4.5 List of 10 Exhibition Venues with the Largest Increase in Exhibition Quantity in 2018

S/N	Venue	Provinces & Municipalities	City	Incremental Quantity of Exhibitions
1	National Exhibition and Convention Center (Shanghai)	Shanghai	Shanghai	45
2	Xinjiang International Conference & Exhibition Centre	Xinjiang	Urumqi	32
3	Dalian World Expo Center	Liaoning	Dalian	24
4	The Shanghai New International Expo Center	Shanghai	Shanghai	23
5	Linyi International Expo Center	Shandong	Linyi	20
6	Changchun International Convention and Exhibition Center	Jilin	Changchun	18
7	Zhengzhou International Convention and Exhibition Centre	Henan	Zhengzhou	17
8	Chongqing EXPO Center	Chongqing	Chongqing	16
9	Shenzhen Convention & Exhibition Center	Guangdong	Shenzhen	15
10	Xian Qujiang International Conference and Exhibition Centre	Shaanxi	Xi'an	15

(II) Exhibition area

Shanghai New International Expo Center has a total exhibition area of about 9.91 million m² in 2018, 680,000 m² more than 2017, increasing by 8%, ranking the first. The China Import and Export Fair Complex has a total area of about 7.85 million m² in 2018, ranking the second. The total exhibition area of the National Exhibition and Convention Center (Shanghai) in 2018 is about 7.47 million m², significantly increasing about 1.98 million m² than 2017, up 36%, further strengthening its third place in China. The total exhibition area of China International Exhibition Center (Sanyuanqiao & Shunyi) in 2018 is about 5.08 million m², about 360,000 m² more than 2017, with an increase rate of 13%, ranking the fourth. The Shenzhen Convention & Exhibition Center have also achieved significant growth in 2018, with a total exhibition area of about 4.52 million m², increasing by about 1 million m² or 28% over 2017, ranking the fifth. The Hangzhou International Expo Center in 2018 is about 3.81 million m², about 190,000 m² more than 2017, with a growth rate of 5%, ranking the sixth. The total exhibition area of the Shanghai World Expo Exhibition & Convention Center in 2018 is about 3.13 million m², about 620,000 m² more than 2017, with a growth rate of 25%, ranking the seventh. Poly World Trade Center Expo has maintained rapid growth in 2018, with the total exhibition area exceeding 3 million m² for the first time, reaching about 3.01 million m², increasing by about 470,000 m² or 18% over 2017, ranking the eighth.

Table 4.6 List of Total Exhibition Area of Main Exhibition Venues in 2018

S/N	Venue	Provinces & Municipalities	City	Area
1	Shanghai New International Expo Center	Shanghai	Shanghai	919
2	China Import & Export Fair Complex	Guangdong	Guangzhou	785
3	National Exhibition and Convention Center (Shanghai)	Shanghai	Shanghai	747
4	China International Exhibition Center	Beijing	Beijing	508
5	Shenzhen Convention & Exhibition Center	Guangdong	Shenzhen	452
6	Hangzhou International Expo Center	Zhejiang	Hangzhou	381
7	Shanghai World Expo Exhibition & Convention Center	Shanghai	Shanghai	313

S/N	Venue	Provinces & Municipalities	City	Area
8	Poly World Trade Center Expo	Guangdong	Guangzhou	301
9	New International Convention & Exposition Center Chengdu Century City	Sichuan	Chengdu	245
10	Zhengzhou International Convention and Exhibition Centre	Henan	Zhengzhou	233
11	Wuhan International Expo Center	Hubei	Wuhan	224
12	Xian Qujiang International Conference and Exhibition Centre	Shaanxi	Xi'an	208

Note: Statistics of China International Exhibition Center (Sanyuanqiao) and China International Exhibition Center (Shunyi) are combined

According to the total area of exhibitions held in various exhibition venues, China's exhibition venue market in 2018 showed a competitive situation featuring coexistence of monopoly and rising competitors. Shanghai New International Expo Center and China Import and Export Fair Complex top the nation, with nearly twice the size of the second group, forming an absolute leading edge. The National Exhibition and Convention Center (Shanghai) has achieved strong growth in 2018, crossing the threshold of 7 million m² and successfully joining the first group. China International Exhibition Center (Sanyuanqiao & Shunyi) and Shenzhen Convention & Exhibition Center form the second group with an area of 4~5 million m², with increasingly narrowing gap with the third group. The Shanghai World Expo Exhibition & Convention Center and Poly World Trade Center Expo are among the leading group with an area of over 3 million m². New International Convention & Exposition Center Chengdu Century City, Zhengzhou International Convention and Exhibition Centre, Wuhan International Expo Center and Xi'an Qujiang International Conference and Exhibition Center form the third group with an area of about 2 million m².

In 2018, 12 exhibition venues have a total area of over 2 million m², 1 more than 2017, accounting for about 7% of the national total. 17 exhibition venues have a total area of 1~2 million m², 3 more than 2017, accounting for about 10% of the national total. 20 exhibition venues have a total area of 500,000~1,000,000 m², 1 more than 2017, accounting for about 12% of the national total. 34 exhibition venues have a total

area of 200,000~500,000 m², 3 more than 2017, accounting for about 21% of the national total. 81 exhibition venues have a total area of below 200,000 m², 3 more than 2017, accounting for about 50% of the national total.

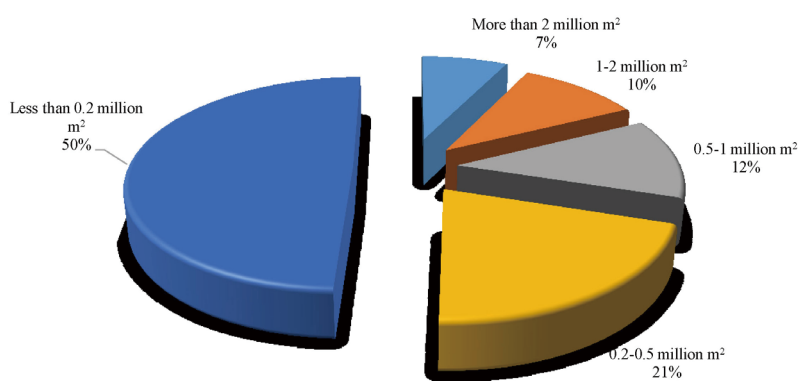


Fig. 4.13 Operational Distribution of National Exhibition Venues in 2018 (Exhibition Area)

In terms of the exhibition area, it can also be seen that the overall operation of the national exhibition venues in 2018 is satisfactory, and the number of exhibition venues at all levels has increased, indicating that the exhibition venue market is in good development trend.

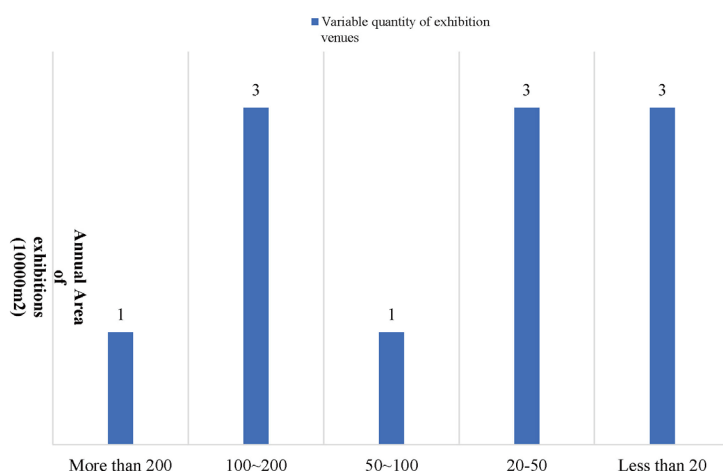


Fig. 4.14 Changes in the Exhibition Area of National Exhibition Venues in 2017-2018 (Part I)

According to the specific analysis on the growth of the total area of a single venue, there are 105 exhibition venues have larger area compared with 2017, increasing by 6 and accounting for 64% of the national total, reflecting the overall growth of the exhibition venue market. Among them, 10 out of 12 exhibition venues with a total exhibition area of more than 2 million m² in 2018 achieved an increase in area, accounting for 83%. Among them, the National Exhibition and Convention Center (Shanghai) ranked the first, with the increase in total area of about 1.98 million m², Shenzhen Convention & Exhibition Center ranked the second with the increase in total area of about 1 million m², and the Western China International Expo City ranked the third with a total area growth of 790,000 m² in 2018.

Table 4.7 List of 10 Exhibition Venues with Increased Total Exhibition Area in 2018

S/N	Venue	Provinces & Municipalities	City	Area Increase
1	National Exhibition and Convention Center (Shanghai)	Shanghai	Shanghai	198
2	Shenzhen Convention & Exhibition Center	Guangdong	Shenzhen	100
3	Western China International Expo City	Sichuan	Chengdu	80
4	Xinjiang International Conference & Exhibition Centre	Xinjiang	Urumqi	73
5	The Shanghai New International Expo Center	Shanghai	Shanghai	68
6	Wuhan International Expo Center	Hubei	Wuhan	58
7	Guangdong (Tanzhou) International Convention and Exhibition Centre	Guangdong	Shunde	55
8	Chongqing EXPO Center	Chongqing	Chongqing	53
9	Poly World Trade Center Expo	Guangdong	Guangzhou	47
10	Changchun International Convention and Exhibition Center	Jilin	Changchun	46

(III) Rental rate

“Rental rate” is usually used to describe the operation of exhibition venues, and the formula for calculating the “rental rate” is as follows:

$$\text{Rental rate} = \frac{\sum \text{Exhibition area} \times \text{actual rental days}}{\text{Indoor rentable area} \times 365 \text{ days}}$$

As only economic and trade exhibitions are covered in the Report, the “rental rate” excludes other types of exhibitions such as job fairs, commodity fairs, art shows, celebrations and other events. Therefore, “rental rate” hereinafter is only based on analysis made on exhibition distribution density of exhibition venues in terms of economic and trade exhibitions instead of the actual picture of operation.

In 2018, Shanghai New International Expo Center is the most utilized with a rental rate of 68.34%, increasing by 6% than 2017; followed by Shenzhen Convention & Exhibition Center with 67.34%, up 15% than 2017. Poly World Trade Center Expo has a rental rate of about 63.99%, increasing significantly by about 10% than 2017, ranking the third for the first time. The China National Convention Center has a rental rate of about 60.57%, ranking the fourth. China International Exhibition Center (Sanyuanqiao) and Xi'an Qujiang International Conference and Exhibition Center also boast a rental rate of more than 50%, ranking among the top 6 most popular exhibition centers in 2018.

Table 4.8 List of 10 Exhibition Venues with the Highest Rental Rate in 2018

S/N	Venue	Provinces & Municipalities	City	Rental Rate (%)
1	Shanghai New International Expo Center	Shanghai	Shanghai	68.34
2	Shenzhen Convention & Exhibition Center	Guangdong	Shenzhen	67.34
3	Poly World Trade Center Expo	Guangdong	Guangzhou	63.99
4	China National Convention Center	Beijing	Beijing	60.57
5	China International Exhibition Center (Sanyuanqiao)	Beijing	Beijing	57.23
6	Xian Qujiang International Conference and Exhibition Centre	Shaanxi	Xi'an	50.19
7	China International Exhibition Center (Shunyi)	Beijing	Beijing	44.85
8	Central China International Expo Center	Henan	Zhengzhou	44.64
9	Zhengzhou International Convention and Exhibition Centre	Henan	Zhengzhou	44.36
10	Xinjiang International Conference & Exhibition Centre	Xinjiang	Urumqi	41.61

In general, in 2018, there are 4 exhibition venues with a rental rate of above 60%, 3 more than 2017, indicating that the leading group of exhibition venues is expanding. There are 20 exhibition venues with a rental rate of 30%~60%, 9 more than 2017, indicating that the backbone force of exhibition venues becomes more stable. There are 49 exhibition venues with a rental rate of 10%~30%, the same as 2017. However, there are still as many as 91 exhibition venues with a rental rate of below 10%, 6 more than 2017. The data indicate that

“80-20 rule” plays a significant role in the exhibition venue industry in 2018, and rental rate of the top exhibition venues will continue to increase, with expanding daily share. Meanwhile, up to 50% of all exhibition venues have a rental rate of less than 10%, which is only one-sixth of the utilization level of the top exhibition venues.

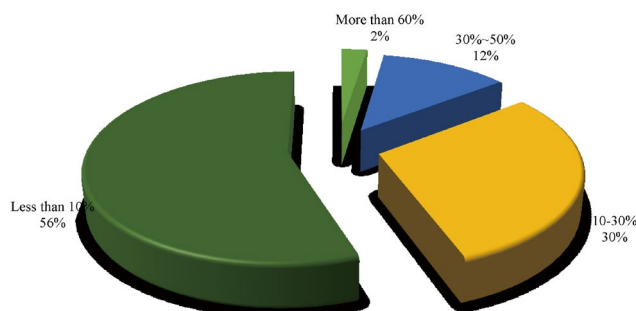


Fig. 4.15 Renting Rate Distribution of National Exhibition Venues in 2018

Compared with the data in 2017, it can be found that in 2018, the rental rate of the national exhibition venue market has increased significantly, with 104 exhibition venues has increased rental rates, 4 more than 2017, accounting for 63% of the total, indicating the development trend that the overall utilization rate of exhibition venues has been improved. Among them, the rental rate of Xinjiang International Convention and Exhibition Center has increased by about 35%, ranking the first. The rental rate of Linyi International Expo Center has increased by about 26%, ranking the second. The rental rate of Tanzhou International Convention and Exhibition Center has increased by about 17%, ranking the third. All of the above three exhibition centers are newly completed or enter the first year of full operation in 2018, reflecting the strong market vitality of the newly-built venues. Among the traditional exhibition venues, the rental rate of Shenzhen Convention & Exhibition Center has increased by 16% in 2018, Poly World Trade Center Expo has increased by 10%, and China International Exhibition Center (Shunyi) has increased by 9%. It is noteworthy that adhering to the strategy of coordinated development of Beijing-Tianjin-Hebei region, the exhibition industry of Hebei Province has achieved significant development. Langfang International Convention & Exhibition Center and Shijiazhuang International Convention and Exhibition Center top the list of rental rate increase in 2018, showing the trend of balanced development of exhibition industry in Beijing, Tianjin and Hebei.

Table 4.9 List of 10 Exhibition Venues with the Largest Increase in Rental Rate in 2018

S/N	Venue	Provinces & Municipalities	City	Increase in Rental Rate (%)
1	Xinjiang International Conference & Exhibition Centre	Xinjiang	Urumqi	35
2	Linyi International Expo Center	Shandong	Linyi	26
3	Guangdong (Tanzhou) International Convention and Exhibition Centre	Guangdong	Shunde	17
4	Shenzhen Convention & Exhibition Center	Guangdong	Shenzhen	16
5	Langfang International Convention & Exhibition Center	Hebei	Langfang	15
6	Shanghai Convention & Exhibition Center of International Sourcing	Shanghai	Shanghai	13
7	Dalian World Expo Center	Liaoning	Dalian	11
8	Poly World Trade Center Expo	Guangdong	Guangzhou	10
9	China International Exhibition Center (Shunyi)	Beijing	Beijing	9
10	Shijiazhuang International Conference and Exhibition Center	Hebei	Shijiazhuang	7

III. Analysis of Typical Exhibition Venues

(I) Poly World Trade Center Expo

Poly World Trade Center Expo is a benchmark project of Poly's convention & exhibition business, covering an area of 28,770 m² and a ground floor area of 92,300 m². It has six standard exhibition halls with an indoor rentable area of 71,400 m². With complete supporting facilities, Poly World Trade Center Expo not only undertakes large-scale trade and economic exhibitions, but also provides convenient conditions for large-scale events and conferences through transformation of facilities, becoming a highly distinctive exhibition business complex covering various types of business, including "exhibition, business and leisure".

Built in 2008, Poly World Trade Center Expo adheres to the management concept of "Star-Level Exhibition and High-Quality Service", promoting exhibition quality with services, and focusing on humanized and detailed service optimization management. After 10 years' development, Poly World Trade Center Expo has become one of the most influential exhibition venues in China, with the annual quantity of exhibitions ranking the tenth, the annual exhibition area ranking the seventh and the annual rental rate ranking the third. Over the past 10 years, Poly World Trade Center Expo has undertaken nearly 700 professional exhibitions and 1,538 large-scale events and conferences, covering more than 38 industries and receiving more than 40 million visitors related to the exhibition business.

Poly World Trade Center Expo has held 72 trade and economic exhibitions in 2018, 9 more than 2017. Its total exhibition area has exceeded 3 million m² for the first time, reaching about 3.02 million m², increasing by about 470,000 m² than 2017.

Poly World Trade Center Expo focuses on attracting customers with management and service and is committed

to offering the best solutions for the exhibition organizers through advisory marketing services and one-stop coordinated services, and has successfully held exhibition events with international influence and reputation home and abroad, including Guangzhou International Toy and Hobby Fair, Auto Aftermarket Guangzhou (AAG) 2018, China Motorcycle Parts Fair, Shanghai International Hospitality Equipment & Supply Expo (Guangzhou), Guangzhou

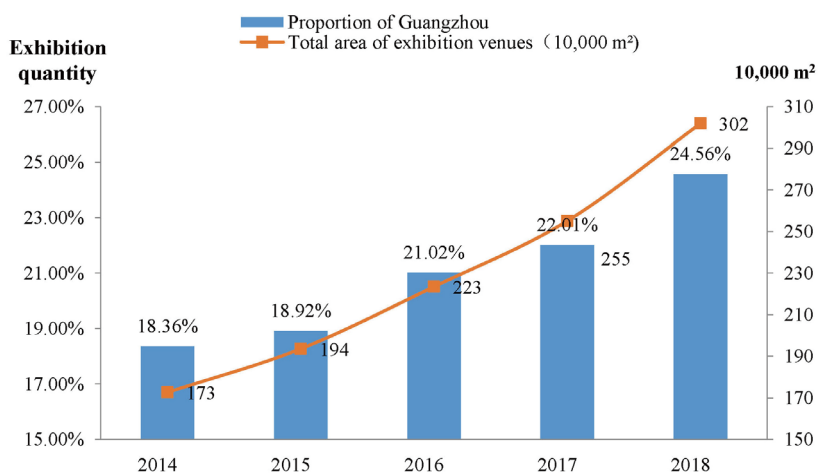


Fig. 4.16 Changes in the Exhibition Quantity and Area of Poly World Trade Center Expo in 2014-2018

International Water Treatment Technology & Equipment Fair, etc.

In recent years, Poly World Trade Center Expo has maintained a rapid growth in the total exhibition area, from about 1.73 million m² in 2014 to about 3.02 million m² in 2018 at a compound annual growth rate of about 11.8%. The proportion of the total area of Poly World Trade Center Expo against that of Guangzhou has also increased from 18.36% in 2014 to 24.56% in 2018, showing a good momentum of growth.

Poly World Trade Center Expo focuses on the light industry exhibitions. Most of the exhibitions held are large-scale and high-quality light industry exhibitions, covering construction materials, furniture and woodworking machinery, toys and mother and baby products, and advertising photographic equipment, etc. According to statistics, among the exhibitions held by Poly World Trade Center Expo in 2018, the Auto Aftermarket Guangzhou (AAG) 2018 has the largest scale, covering an area of 100,000 m², ranking the fourth among similar professional exhibitions in China. Other exhibitions, such as the Aluminum Window Door Facade Expo and Jinhan Fair for Home & Gifts, are also top-level exhibitions in their respective industries

Table 4.10 List of Main Exhibitions Held in Poly World Trade Center Expo in 2018

S/N	Exhibition	Industry	Area (m ²)
1	China - Guangzhou International Auto Parts and Aftermarket Exhibition 2018	Heavy Industry-- Automobile Industry	100000
2	The 24th China Window Door Facade Expo 2018	Heavy Industry-- Building Materials	85000
3	The 37th Jinhan Home & Gifts Fair 2018	Heavy Industry-- Furniture /Woodworking /Machinery	85000
4	The 38th Jinhan Home & Gifts Fair 2018	Heavy Industry-- Furniture /Woodworking /Machinery	85000
5	The 30th Guangzhou Int'l Toy & Hobby Fair 2018	Heavy Industry-- Toy/Maternal & Children Supplies	81200
6	DPES Sign Expo China 2018	Heavy Industry-- Advertising /Photographic Equipment	80000
7	Guangzhou Entertainment Technology Show 2018	Heavy Industry-- Musical Instruments & Stage Equipment	80000
8	2018 Hotel Plus (Gaungzhou)	Service-- Hotel Facility	66000
9	China International Comics Festival 2018	Service-- Leisure /Fashion /Art	60000
10	The 8th China (Guangzhou) Custom Furniture Exhibition 2018	Heavy Industry-- Furniture /Woodworking /Machinery	60000

Poly' s convention and exhibition business has achieved leapfrog development through capital operation and service management output, such as the acquisition of DPES Sign Expo China, bidding for the business management rights of Guangdong Zhuxi International Convention and Exhibition Center and Hengyang International Convention and Exhibition Center.

(II) Wuhan International Expo Center

Wuhan International Expo Center is the largest multi-functional international expo center with the most complete supporting facilities in Central China. The exhibition venue of Wuhan International Expo Center adopts the shape of 12-piece chimes, covering an area of about 460,000 m² and consisting of two floors, with a gross floor area of 700,000 m². The interior of the exhibition venue adopts the column-free design, with exhibition halls separated by sliding doors. After the six exhibition halls are connected, a continuous exhibition area of 65,000 m² is available. The exhibition venue can provide a maximum of 6,880 standard booths with an indoor exhibition area of about 150,000 m².

Wuhan, known as the “thoroughfare to nine provinces”, has long been the place where merchants gather since ancient times, with active commercial trade. It is also an important industrial base in China and the largest logistics center in Central China, with huge market size, radiation capacity and unique transportation and location advantages. According to the statistics from the National Bureau of Statistics, Wuhan’s GDP reached RMB 678.038 billion in the first half of 2018 and the total retail sales of social consumer goods reached RMB 321.482 billion, ranking the fourth among the 15 sub-provincial cities in China, only after Shenzhen, Guangzhou and Chengdu. The top five pillar industries (with the scale of RMB 100 billion) including automobile and parts, electronic information and manufacturing, equipment manufacturing, food and tobacco, energy and environmental protection have laid a good industrial foundation for the development of exhibition industry in Wuhan.

After 1949, Wuhan was the fourth central city after Beijing, Shanghai and Guangzhou to build a large-scale comprehensive exhibition venue, with a solid historical foundation for the development of the exhibition industry. After it was built in 2011, Wuhan International Expo Center has involved in differentiated competition with Wuhan International Conference & Exhibition Center and coordinated development of both has achieved, so as to jointly promote the healthy development of exhibition industry in Wuhan. After 8 years of development, Wuhan International Expo Center has held 57 exhibitions in 2018, ranking the 12th in China. Its total exhibition area is about 2.24 million m², ranking the 10th in China. It is one of the most important provincial exhibition venues in China.

In recent years, Wuhan International Expo Center has achieved steady and rapid growth in trade and economic exhibitions. The quantity of exhibitions in 2018 is 25 more than that in 2016, with a growth rate of 78%. The total exhibition area has reached 2.24 million m², increasing by 1.25 million m² over 2016, with a growth rate up to 229 %, realizing the leapfrog development.

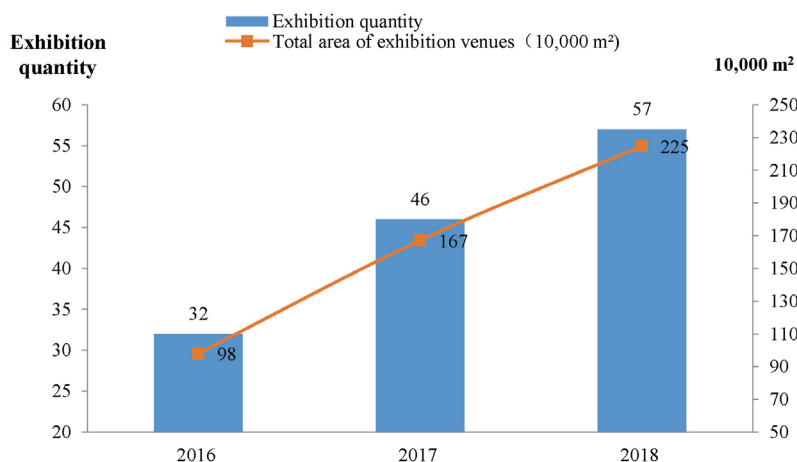


Fig. 4.17 Changes in the Exhibition Quantity and Area of Wuhan International Expo Center in 2016-2018

Wuhan International Expo Center aims to plan, initiate, operate and foster brand exhibition projects based

on regional industrial advantages, exhibition venue hardware advantages and professional team advantages. Meanwhile, it actively introduces well-known exhibition organizations, integrate resources through investment, acquisition & merger and so forth, and expand the scale of its self-organized and co-organized business. Since it was put into operation, Wuhan International Expo Center has taken advantage of Wuhan's unique advantages in auto industry and introduced the Auto Parts China to lay a good business foundation for its continuous development of a series of auto consumption and auto parts exhibitions. Among them, China (Wuhan) International Auto Aftermarket Show ranks the first among the similar domestic exhibitions. Wuhan International Automobile Exhibition has become the top auto display platform in Central China, and CCVS is the only national commercial auto show in China and the largest commercial auto show in Asia at present.

Wuhan International Expo Center is also a model of trans-regional cooperation of exhibition economy. Wuhan, as an important central city with sound exhibition economy foundation, has introduced the professional operation and management team of New International Convention & Exposition Center Chengdu Century City in a cooperative and inclusive manner, and established WNIEC to provide professional, standardized and people-oriented exhibition services, which is an important reason why it can achieve such impressive market performance within a short period of time. Today, the exhibition held by Wuhan International Expo Center has broken through the barriers of regional exhibitions and become an important national exhibition platform for many domestic industries.

The main exhibitions held by Wuhan International Expo Center in 2018 include the China International Agricultural Machinery Exhibition, the China National Pharmaceutical Machinery Exposition and the China Hospital Construction Conference.

Table 4.11 List of Main Exhibitions Held in Wuhan International Expo Center in 2018

S/N	Exhibition	Industry	Area (m ²)
1	China (Wuhan) International Auto Aftermarket Show 2018	Heavy Industry-- Automobile Industry	230000
2	China International Agricultural Machinery Exhibition 2018	Agriculture-- Agriculture /Forestry /Animal Husbandry / Fisheries	220000
3	Wuhan Motor Show 2018	Heavy Industry-- Automobile Industry	140000
4	The 56th China National Pharmaceutical Machinery Exposition 2018 (Autumn)	Service-- Medicine/Health Care	130000
5	The 16th Huazhong International Auto Expo and Chutian Auto Expo 2018	Heavy Industry-- Automobile Industry	100000
6	Auto Parts China 2018 (Spring)	Heavy Industry-- Automobile Industry	70000
7	The 19th China Hospital Construction Conference 2018	Service-- Medicine/Health Care	65000
8	The 4th Wuhan International Furniture Exhibition 2018	Light Industry-- Furniture /Woodworking/ Machinery	64000
9	China Wuhan Periodicals Fair 2018	Service-- Media/Publication	60000
10	The 15th Wuhan China Agriculture Expo 2018	Agriculture-- Agriculture /Forestry /Animal Husbandry / Fisheries	60000

(III) Xiamen International Conference & Exhibition Center

Xiamen International Conference & Exhibition Center is a large modern exhibition venue of Xiamen

Conference & Exhibition Group Inc., covering 470,000 m² with a gross floor area of 420,000 m², including Exhibition Hall A, B and C and a four-star conference and exhibition business hotel with 210 guest rooms. Xiamen International Conference & Exhibition Center has an indoor rental area of 150,000 m², with 7,500 international standard booths. In addition, it has 32 various medium to high-end conference rooms and VIP rooms, such as multi-function halls and international conference halls, to meet the needs of receiving high-end conference activities.

Phase I of Xiamen International Conference & Exhibition Center was built in September 2000, while Ningbo International Conference and Exhibition Center was built in 2002, with a total exhibition area of 33,000 m². It was the largest single building with the largest floor area and the highest floor height in China at that time. Phase II & Phase III and supporting facilities of Xiamen International Conference & Exhibition Center were completed in 2008 and 2012, respectively. The fully completed Xiamen International Conference & Exhibition Center has an indoor rentable area of 140,000 m², ranking the 15th in China. According to the statistics of non-provincial capitals and municipalities, it ranks the second in China, only after Guangdong Modern International Exhibition Center in Dongguan.

Xiamen International Conference & Exhibition Center has held 43 exhibitions in 2018, ranking the 23rd in China and the fourth among the exhibition venues of non-provincial capitals and municipalities, only after Shenzhen Convention & Exhibition Center, Qingdao International Convention Center and Ningbo International Conference and Exhibition Center. It has a total exhibition area of 1.46 million m², ranking the 18th in China and the third among the exhibition venues of non-provincial capitals and municipalities, only after Shenzhen Convention & Exhibition Center and Guangdong Modern International Exhibition Center.

Table 4.12 List of Main Non-provincial Capital and Municipality Exhibition Venues in 2018

S/N	Venue	Provinces & Municipalities	City	Exhibition Area (m ²)
1	GD Modern International Exhibition Center	Guangdong	Dongguan	210000
2	Xiamen International Convention and Exhibition Center	Fujian	Xiamen	140000
3	Yiwu International Expo Centre	Zhejiang	Yiwu	120000
4	Qingdao International Expo Center	Shandong	Jimo	120000
5	Shenzhen Convention & Exhibition Center	Guangdong	Shenzhen	105000
6	Suzhou International Expo Center	Jiangsu	Suzhou	100000
7	Ningbo International Convention and Exhibition Center	Zhejiang	Ningbo	77416
8	Wuxi Taihu International Expo Center	Jiangsu	Wuxi	62400
9	Linyi South of Shandong International Convention and Exhibition Center	Shandong	Linyi	60000
10	Yantai International Expo Center	Shandong	Yantai	59360

Xiamen is one of the fifteen sub-provincial cities in China, one of the five municipalities with independent planning status, and one of the first four special economic zones implementing the opening-door policy, and one of the five pilot zones for overall reform for development and opening-up (i.e., the “New Special Zone”), the regional financial service center for both sides of the Taiwan Strait, the international shipping center in Southeastern China, a trade center with Taiwan, the emerging industries and modern service industry

cooperation demonstration zone for both sides of the Taiwan Strait. Xiamen International Conference & Exhibition Center has made full use of Xiamen's role as a bridge and fortress for cross-strait trade, and vigorously introduced and cultivated exhibition brands with local characteristics of Xiamen City, with the national event of China International Fair for Investment & Trade playing the leading role, so that the scale of the exhibition industry has maintained steady growth. In 2018, Xiamen International Conference & Exhibition Center has held 43 trade and economic exhibitions in total, 11 more than 2016, with a growth rate of 34%. The total exhibition area has reached 1.46 million m², 170,000 m² more than 2016, with a growth rate of 13%.

The development of Xiamen's exhibition industry is strongly supported by the government. Xiamen took the lead in introducing and implementing the incentive policy of exhibition industry in 2003, established Xiamen Municipal Bureau of Convention and Exhibition Affairs in 2012, and issued "Some Opinions on Promoting Rapid Development of Convention and Exhibition Industry of Xiamen" in 2014 to strengthen the support and incentive for the exhibition industry. After years of cultivation and development, the China International Fair for Investment & Trade held by Xiamen International Conference & Exhibition Center has been upgraded from the regional event to the provincial, inter-provincial, port and national level event, and has fostered brand projects including the Cross-straits Machinery and Electronics Exhibition, West-Taiwan-Strait Auto Expo and Cross-strait (Xiamen) Cultural Industries Fair and so forth, forming a window effect of convention and exhibition with Taiwan. In addition, relying on Xiamen Jinhongxin Exhibition Co., Ltd. under XICEC Group, Xiamen International Conference & Exhibition Center has successively developed and successfully held large-scale international exhibitions with great industry influence, such as China Xiamen International Stone Fair, China Xiamen International Buddhist Items & Crafts Fair (Spring and Autumn Editions) and China Xiamen International Tea Industry Fair (Spring and Autumn Editions), w become leading domestic industry exhibitions in their respective fields.

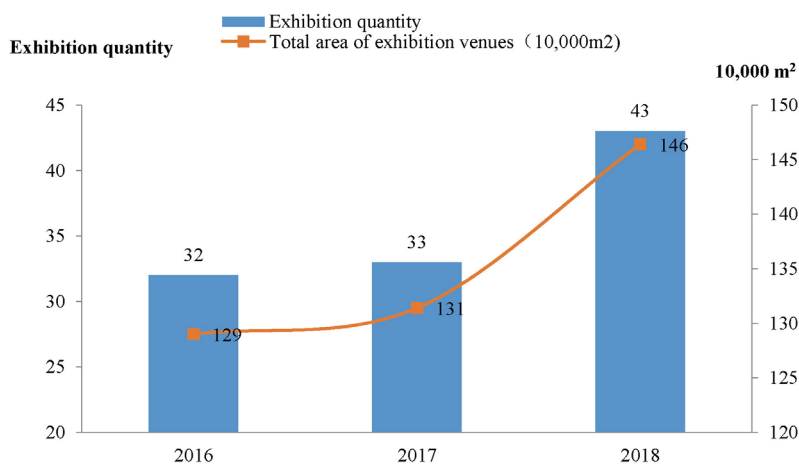


Fig. 4.18 Changes in the Exhibition Quantity and Area of Wuhan International Expo Center in 2016-2018

Table 4.13 List of Main Exhibitions Held in Xiamen International Convention and Exhibition Center in 2018

S/N	Exhibition	Industry	Area (m ²)
1	The 18th China Xiamen International Stone Fair 2018	Heavy Industry-- Stone Mining Equipment	180000
2	The 22nd China International Fair for Investment and Trade 2018	Special Exhibitions-- Import and Export Trade	130000
3	China Xiamen International Buddhist Items & Crafts Fair 2018	Light Industry-- Others	110000
4	Xiamen Industrial Exposition and 22nd Cross-Strait Machinery and Electronic Commodities Fair 2018	Heavy Industry-- Electronics and Automation	90000
5	West-Taiwan-Strait Auto Expo 2018	Heavy Industry-- Automobile Industry	82000
6	The 9th China Xiamen International Tea Fair 2018	Light Industry-- Food/Drinks/ Tobacco /Wine	75000
7	The 11th Cross-strait (Xiamen) Cultural Industries Fair 2018	Service-- Leisure/Fashion/Art/Tourism	75000
8	China (Xiamen) International Leisure Tourism Expo 2018	Service-- Leisure/Fashion/Art/Tourism	50000
9	The 12th China International Organic Food Exposition 2018	Light Industry-- Leisure/Fashion/Art/Tourism	37000
10	Children Nutrition Expo 2018	Light Industry-- Leisure/Fashion/Art/Tourism	36000

IV. New Trend in Construction of Exhibition Venues

In 2018, China's economy is shifting from a high-speed growth stage to a high-quality development stage, seeking progress while maintaining a stable performance, with increased downward pressure. Some enterprises are facing more challenges in their operation and some long-term accumulated risks have exposed. In this context, governments at all levels have entered a new stage of real estate policy regulation, with the main characteristics that they continue to actively curb irrational demands, and meanwhile they focus on adjusting the medium and long-term supply structure, intensively issue policies, strengthen the regulation, and local governments attach more importance to assuming the main responsibility. Affected by the macro-economic situation, the boom in exhibition venue construction in China has slowed down, with some venues originally scheduled to be completed and put into use in 2018 being delayed to 2019, and some cities changing planning of venues to adapt to changes in the new economic situation.

However, as China's economy is slowing down without stalling and the economic fundamentals are still good, the internal driving force for the development of China's exhibition industry has always been the main engine for the construction of the exhibition venues, and the adjustment of industrial structure will help squeeze the bubble and curb the high demand for investment, thus laying a more solid foundation for the construction of the exhibition venues.

In the future, the newly built venues will mainly come from three types of markets. First, the traditional core cities of exhibition industry such as Beijing, Shanghai, Guangzhou and Shenzhen, where newly built and expanded exhibition facilities will lend fresh impetus to the industry. The Shanghai New International Expo Center will be further expanded in 2019, with Phase I covering a total area of 27,200 m² and will be officially put into use in March 2019. Phase II of the China National Convention Center will be built in Beijing for regular state affairs and major state events, with a planned area of 100,000 m². The planned area of Phase II of the China International Exhibition Center is 100,000 m². The indoor rental area of Shenzhen International

Convention and Exhibition Center (Phase I) is 500,000 m² and is expected to be completed by June 2019.

Second, the traditional major cities of exhibition industry such as Tianjin, Jinan, Zhengzhou, Hangzhou and so forth, where the development of exhibition economy is restricted due to limited scales of the existing venues and new high-level exhibition venues are needed. National Convention and Exhibition Centre (Tianjin) is a project joint invested by the Ministry of Commerce and Tianjin Municipal People's Government, which will change the situation of lacking large exhibition venues in Beijing-Tianjin-Hebei region and become the flagship platform of convention and exhibition in Northern China. The total area of the project is 1.34 million m², the indoor exhibition area is 400,000 m², and the outdoor exhibition area is 100,000 m². The project will be constructed in two phases, with 16 exhibition halls and comprehensive supporting areas in Phase I, with a net exhibition area of 200,000 m². Phase I of Zhengzhou New International Convention and Exhibition Centre has a total indoor exhibition area of 400,000 m² and is scheduled to be completed in 2019. Jinan West Town Expo Center has a total indoor exhibition area of 100,000 m², and it is planned to be completed by the end of May 2019. Jinan Prior Zone International Convention and Exhibition Center has a planned indoor exhibition area of 510,000 m² and an outdoor exhibition area of 100,000 m². Upon completion, it will become the first-class convention and exhibition center in China and the world. Xi'an Silk Road International Convention and Exhibition Center has a planned exhibition area of about 200,000 m². It is expected to be put into trial operation in June 2019 and will effectively improve the development level of the exhibition industry in Xi'an and even the Northwestern China. Hangzhou International Expo Center will accelerate the upgrade and renovation of existing exhibition facilities, newly build a 60,000 m² indoor exhibition hall, increasing the exhibition area to 150,000 m². In addition, Hangzhou is also planning to build a professional exhibition venue with an exhibition area of over 300,000 m² and build an exhibition complex with the exhibition venue as the core, integrating functions of conference, exhibition, hotel and shopping mall.

Third, cities with development potential of exhibition industry, such as Shijiazhuang, Taiyuan, Guilin and Lanzhou and so forth. It is required to build core exhibition venues suitable for agglomeration of exhibition industry in the region as their existing exhibition venue infrastructures are weak and cannot support the development of modern exhibition industry. Shijiazhuang International Convention & Exhibition Center (Zhengding) has 7 standard exhibition halls and a large multi-functional exhibition hall, with an indoor exhibition area of 80,000 m². Taiyuan plans to build Taiyuan International Convention & Exhibition Center, which consists of exhibition center, conference center and exhibition service center, with an indoor exhibition area of 100,000 m². Guilin New International Convention & Exhibition Center covers an area of 330,000 m². It is planned to be built as a multi-functional complex "focusing on conference, supplemented by exhibition, driving exhibition by conference while integrating both". Lanzhou plans to build the Lanzhou New Area International Convention and Exhibition Center, with a total area of 400,000 m² (including a ground floor area of 213,000 m², a underground floor area of 78,000 m³ and a conference and hotel building area of 104,000 m²).

In addition, Datong, Zhumadian, Hulun Buir, Pingtan, Ganzhou, Suzhou, Anqing, Hengyang, Changde, Nantong and other cities are also planning to build new exhibition venues.

Table 4.14 List of Main Exhibition Venues under Construction and Planning in 2019

S/N	Venue	Provinces & Municipalities	City	Venue Area (m ²)
1	Shenzhen International Convention and Exhibition Center	Guangdong	Shenzhen	500000
2	Zhengzhou New International Convention and Exhibition Center	Henan	Zhengzhou	400000
3	Xi'an Silk Road International Convention and Exhibition Center	Shaanxi	Xi'an	200000
4	Jinan Western Conference and Exhibition Center	Shandong	Jinan	100000
5	China National Convention Center Phase II	Beijing	Beijing	100000
6	China International Exhibition Center Phase II	Beijing	Beijing	100000
7	Shijiazhuang International Convention and Exhibition Center	Hebei	Shijiazhuang	80000
8	Shanghai New International Expo Center Expansion	Shanghai	Shanghai	27200
9	Jinan Xianxing International Convention and Exhibition Center	Shandong	Jinan	Planning for 500000
10	National Exhibition and Convention Center (Tianjin)	Tianjin	Tianjin	Planning for 400000
11	Hangzhou Convention and Exhibition Complex	Zhejiang	Hangzhou	Planning for 300000
12	Taiyuan International Convention and Exhibition Center	Shanxi	Taiyuan	Planning for 100000
13	Hangzhou International Expo Center Phase II	Zhejiang	Hangzhou	Planning for 60000
14	Guilin International Convention and Exhibition Center	Guangxi	Guilin	Under planning
15	Lanzhou International Expo Center	Gansu	Lanzhou	Under planning

It is estimated that China's exhibition venue resources will increase by 1.5 million m² in 2019, which will lend fresh impetus to the development of exhibition industry, and another 2 million m² exhibition area will be put into use in the next 3~5 years. In terms of regional distribution, the newly-built or expanded exhibition venues under construction or planning are distributed in Tianjin, Beijing and Shijiazhuang representing the Beijing-Tianjin-Hebei region, in Zhengzhou and Jinan in Central China, in Shanghai and Hangzhou of the Yangtze River Delta, in Shenzhen of the Pearl River Delta and in Xi'an and Lanzhou of Western China, showing a balanced development trend of exhibition venue resources in China and boosting the balanced development of exhibition economy.

The China International Import Expo (CIIE) is so far the world's first import-themed national exposition, as well as an open cooperation platform for various countries to demonstrate their achievements and carry out international trade. The 1st CIIE, themed “New Era, Shared Future”, has made remarkable achievements and produced an important international impact at home and abroad.

I. CIIE Achieved Great Success

(I) CIIE became a world-class event with the overall effect exceeding the expectations

The 1st CIIE has set a number of records as an international exposition, with its attraction, appeal, range of participating countries, exhibition area, number of enterprises, quality of enterprises, scale of buyers and number of guests all exceeding expectations. The expo included exhibitions and a forum. The exhibitions consisted of the Country Pavilion for Trade and Investment as well as the Enterprise & Business Exhibition. In the Country Pavilion, the participating countries mainly showcased their national images and progress in development, exclusively reserved for country exhibitions, not for business transactions; the Enterprise & Business Exhibition was divided into seven exhibition areas, including trade in both goods and services. With an exhibition area of 300,000 square meters, this year's exposition gathered 3,617 overseas enterprises, including 220 listed in the world's top 500 enterprises and leading enterprises in the industry, from 172 countries, regions and international organizations across the five continents. More than 130 participating countries made deals at the event, with the total turnover exceeding \$57.8 billion, which has become an innovation in the history of the international exposition industry.

Chinese President Xi Jinping spoke highly of the 1st CIIE: The theme is exceptional as it is the world's first import expo held at the national level, an innovation in the history of global trade; the content is unique as it integrates the diplomacy, exhibition and forum, and involves cooperation negotiations, the exchange of ideas, the achievement of benefits and the forecast of the outlook, with economic cooperation and people-to-people and cultural exchanges cooperating with and complementing each other; the form is different as it is an open and diversified exposition that was jointly created by the participating countries and China, with international organizations, such as the WTO, the UNCTAD and the UNIDO, acting as the supporters; the role is important as it serves the overall economic and social development, the opening-up strategy and the Belt and Road Initiative. The event has not only enabled the world to share huge opportunities in the Chinese market, but also

built a public platform for mutual cooperation among various countries, thus providing an international public product for economic globalization.

(II) CIIE expanded the space for international cooperation and demonstrated unique characteristics of different countries

The 1st CIIE has been met with a strong response from all over the world, with the number of foreign guests above the ministerial level exceeding 400, making it the largest-ever diplomatic activity at home participated by the largest number of countries this year. President Xi held meetings with six heads of state and five heads of government, including old friends from Russia and Vietnam as well as new partners from the Dominican Republic and El Salvador. Present at the event were 156 countries, three regions and 13 international organizations, including all members of the G20, the BRICS and the SCO, 58 countries along the Belt and Road and 35 least developed countries. 15 foreign heads of state and government as well as representatives of royal families attended the opening ceremony. Danilo Medina, President of the Dominican Republic, Uhuru Kenyatta, President of Kenya, Mostafa Madbouly, Prime Minister of Egypt, Viktor Orban, Prime Minister of Hungary, Imran Khan, Prime Minister of Pakistan, Dmitry Medvedev, Prime Minister of Russia, Nguyen Xuan Phuc, Prime Minister of Vietnam, Christine Lagarde, Managing Director of the International Monetary Fund (IMF), Jim Yong Kim, President of the World Bank, and Roberto Azevedo, Director-General of the WTO, respectively delivered speeches at the opening ceremony.

The Country Pavilion for Trade and Investment has fully demonstrated the features and advantages of various countries, while international organizations such as the WTO also set up separate booths. For instance, a total of 82 countries (including China) and three international organizations, namely the WTO, the UNIDO and the International Trade Centre (ITC), showcased their achievements at 71 booths in the Country Pavilion at the CIIE. The national pavilions of 12 Guest of Honor countries and other participating countries in different styles showcased the features of respective countries, and made full use of high-tech means and diversified presentation forms to demonstrate unique regional cultures and featured and advantageous industries of respective countries, covering trade of goods, trade of services, industrial conditions, investment & tourism as well as featured and advantageous products. The China pavilion with an area of about 1,500 square meters, under the development concepts of innovation, coordination, green development, opening-up and sharing, showcased China's remarkable achievements in the reform and opening-up as well as new opportunities it has brought to the world, becoming a beautiful name card of the Country Pavilion. The Enterprise & Business Exhibition, with the exhibition area enlarged twice, gathered 3,617 enterprises from 151 countries and regions as well as more than 6,200 overseas buyers, achieving the goal of "buying products from the world and selling products to the world". The CIIE has been hailed as "an international exposition" by the participating countries.

(III) CIIE built an international high-end forum that will contribute global wisdom

The First Hongqiao International Economic and Trade Forum was a high-level and international event that consisted of the main forum, three parallel sessions and the Hongqiao International Business Media and Think Tank Forum. It provided global political, business, academic and research circles with a high-level platform for the exchange and dialogue, where they discussed major issues on international economy and trade, actively gave advice on global development and contributed wisdom. Present at the forum were more than 4,500 guests, including political leaders, heads of international organizations as well as world-renowned entrepreneurs, experts and scholars. A total of 1,500 people attended the main forum, where President Xi delivered a keynote speech and 10 foreign heads of state as well as principals of international organizations such as the WTO, the IMF and the World Bank respectively delivered speeches. A total of 3,000 people attended the three parallel sessions and the international media forum, where more than 20 foreign political leaders delivered speeches, and more than 30 well-known entrepreneurs, think-tank experts and heads of international organizations participated in the discussion and interaction. Delegates exchanged views on frontier issues regarding global economic and trade development, reached more consensuses, and called for the opposition against protectionism and unilateralism, and built a world-renowned forum listening to the call and opinions of China.

At the parallel session on trade and opening-up, which focused on stepping up the process of economic globalization and driving a new round of trade development through opening-up, delegates spoke highly of China's remarkable achievements in the reform and opening-up, praised a series of measures China announced at the 1st CIIE to expand the opening-up, and called on all countries to jointly resist protectionism and unilateralism, as only the opening-up can make different countries benefit each other and achieve shared prosperity and long-lasting development. The parallel session on trade and innovation focused on opportunities and challenges arising from various new economies and business patterns, and called on countries to grasp new opportunities of the fourth industrial revolution, create innovative economic models, expand trading modes and inspire the trading vitality, so as to build the world into a safer, fairer and more prosperous one, and promote the healthier, high-quality and sustainable development of the world economy. At the parallel session on trade and investment, delegates conducted in-depth discussions about how to revive international trade and investment and inject the lasting momentum into global economic growth, gathered the positive energy to safeguard free trade and the multilateral trading system, and made proposals for the sustainable development of the world economy. The Hongqiao International Business Media and Think Tank Forum, under the theme of "Build and Communicate an Open World Economy", attracted the participation of more than 600 people, including principals of mainstream media, experts of think tanks and representatives of the relevant parties, from 79 countries. In conclusion, the Hongqiao International Economic and Trade Forum has become a high-level platform for the exchange and dialogue on international economic and trade issues, and contributed the wisdom and proposals of Hongqiao to global economic and trade development for a new era.

(IV) CIIE yielded fruitful economic and trade results and showcased exhibits from high-tech enterprises

The 1st CIIE has attracted more than 3,600 overseas buyers with fruitful trading and purchasing results. In a year, the cumulative intended turnover was \$57.83 billion. Among them, the intended turnover reached \$16.46 billion in the intelligent and high-end equipment exhibition area, \$4.33 billion in the consumer electronics and home appliances exhibition area, \$11.99 billion in the automobile exhibition area, \$3.37 billion in the apparel and consumer goods exhibition area, \$12.68 billion in the food and agricultural products exhibition area, \$5.76 billion in the medical instrument and medical care exhibition area, and \$3.24 billion in the trade of services exhibition area. Besides, the intended turnover from countries along the Belt and Road totaled \$4.72 billion. More than 370 supporting activities were held during the CIIE. At a three-day supply-demand matchmaking meeting held from November 6 to 8, 1,178 exhibitors and 2,462 buyers from 82 countries and regions conducted several rounds of on-site one-to-one negotiations, and reached 601 intended field visits and 657 intended deals.

The CIIE witnessed the debut of nearly 5,000 exhibits in China, the launch of more than 570 exhibits in the world or Mainland China, including new products, technologies or services, and the exhibition of a large number of high-grade, precision, advanced, featured and innovative exhibits. The Enterprise & Business Exhibition consisted of two sections, including the trade of goods and the trade of services. The trade of goods section was divided into six exhibition areas, including intelligent & high-end equipment, consumer electronics & home appliances, automobile, apparel & consumer goods, food & agricultural products, and medical instrument & medical care, and gathered many international top enterprises, such as GE, VW, Qualcomm, Nestle, L'Oréal Group and Roche. The trade of services section was divided into the exhibition areas of emerging technology, service outsourcing, innovative design, culture & education, tourism services, etc. Among them, the special area of logistics services fully showcased the service capacity of global supply chains, and global top 20 logistics service enterprises like FedEx, UPS, DHL, DB SCHENKER, K&N, Nippon Express, C.H.ROBINSON and Agility made an appearance. In the comprehensive service field, world-class standard certification institutions such as SGS, TUV and DNV GL teamed up with domestic enterprises to practically take part in the international standardization work. In addition, Google, as a highlight of the cultural industry exhibition area, showcased the application of its virtual museums and latest technologies in the rejuvenation of arts and culture in the digital era.

(V) CIIE offered superior on-site services and created a new model for the cooperation in exhibition organization

Under the service philosophy of putting people on the first place and respecting guests, the CIIE has made all-out efforts to offer professional, convenient, efficient, green and first-class services by referring to world-class exhibitions and catering to the needs of exhibitors, which has been highly praised by them. Regarding

the service for exhibitors, four large-sized comprehensive service areas and nearly 100 service and consulting site were set up in the exhibition hall, offering professional services in exhibition affairs, finance, policy and other aspects. The intellectual property protection and commercial dispute handling service center has received nearly 80 consultations from more than 20 countries and regions, involving the application for intellectual property rights, trademarks and patent protection in China, which were all handled properly. In terms of exhibition guide, the official app has been downloaded for almost 200,000 times, enabling visitors to enjoy the exhibition via a mobile phone. More than 1 million materials such as the procurement handbook and the tour guide were issued, offering great convenience to exhibitors and visitors. In terms of comprehensive support, the catering supplies were sufficient and almost 670,000 meals were provided during the expo. A few thousand volunteers offered on-site services at the exhibition hall. Five medical stations were established in the exhibition hall, offering convenient medical and first-aid services for the participants.

Meanwhile, the CIIE was held by China in collaboration with international organizations such as the WTO, the UNCTAD and the UNIDO, and participated by all member states of the G20, the BRICS and the SCO, under the global governance philosophy of extensive consultation, joint contribution and shared benefits, and the concept of collaborating on exhibition organization. The exhibition, the forum, diplomacy and cultural exchanges have integrated with, reinforce and complement each other. The CIIE is an international public platform where various countries demonstrate national images and conduct international trade. All exhibitors in the Enterprise & Business Exhibition came from foreign countries, enabling them to fully utilize the market space and development opportunities of China, and creating conditions for their mutual dealing.

II. CIIE Had a Significant Impact

The organization of the CIIE is a major initiative of China to actively open its market to the world, which has had a significant impact on improving China's international influence, facilitating the development of an open world economy, and driving the structural reform on the supply side.

(I) CIIE improved China's international influence and facilitated the development of economic globalization

The CIIE not only offered the trade of goods and services, but also featured multiple functions such as the demonstration of national images and the discussion of significant global issues, making it a comprehensive barrier platform for international cooperation. The 1st CIIE has integrated the demonstration of the achievements in national development, enterprise & business transactions as well as the international economic and trade forum into one platform, built a mutually beneficial, open and inclusive cooperation platform for the shared development of various countries, conformed to their aspiration of seeking affluence and development, and followed the world trend of inclusiveness, mutual benefit, cooperation and development. It has also showcased China's strengths, and reflected China's role as a responsible country in providing an

independent, flexible and innovative channel to reduce the imbalance in trade and resolve trade frictions. This has improved China's international influence, and enlarged the positive image of the nation, thus building a new platform for deepening the international economic and trade cooperation and advancing the joint implementation of the Belt and Road Initiative, and making more contributions to increasing people's well-being and building a community with a shared future for mankind. The CIIE is also a concrete embodiment of the China proposal in promoting the building of a community with a shared future for mankind. On one hand, China provides developing countries with the tangible export market, development opportunities and employment through the expansion of exports, so as to enhance the spillover effect of economic development. On the other hand, the CIIE will help developing countries to participate in and fit in the process of globalization and join the global value chain for the better integration of interests, and make great contributions to the building of a community with a shared future for mankind together.

The CIIE is an open cooperation platform as well as an international public product. It fully reflects the interest demands of various participants in world trade, and will drive economic globalization towards more openness, inclusiveness, balance and a win-win situation. The CIIE is an important decision made by China to pursue a new round of high-level opening-up, and is China's major initiative to firmly support trade liberalization. It demonstrates China's position of further widening market access to the rest of the world, its decision to safeguard an open world economy system, as well as its inclusiveness of sharing China's bonus with other countries. It has contributed Chinese wisdom to the development of economic globalization, strengthened economic and trade exchanges and cooperation among countries, facilitated the growth of global trade and world economy, and boosted the development of the open world economy. The expo has also responded to the adverse situation facing the current economic globalization and trade liberalization, safeguarded the multilateral system of world trade, and reinforced the diverse development of international cooperation. In the context of the rise of trade protectionism in certain countries, the participation of international organizations such as the ITC, the UNIDO and the WTO as well as China's initiative to promote trade liberalization will play an important role in stabilizing and developing international trade.

(II) CIIE boosted the optimization and upgrading of the industrial structure and promoted high-quality development of the economy

The CIIE has had a wide range of positive effects, and injected the lasting momentum into China's supply-side structural reform as well as reforms in economic quality, efficiency and driving forces, which will help the country introduce advanced production factors, and help enterprises inspire more driving forces for independent innovation, implement innovation-driven development strategies, and accelerate the industrial upgrading at home, and improve the total factor productivity. It has also helped improve the domestic supply, and the import of featured and superior products such as New Zealand's milk powder, Japan's electric cookers, Ethiopia's coffee and Papua New Guinea's tuna has allowed Chinese consumers to experience and enjoy global superior products without going abroad.

The CIIE will help China optimize resource allocation worldwide, and force homegrown enterprises to cut

costs, improve techniques and utilize innovative technologies through the import of superior final products, so as to improve industrial competitiveness and rebuild China's position in the global industrial value chain. Exhibits like AI, smart home, mobile devices, industrial automation and robots, material processing and forming equipment, as well as energy-saving and eco-friendly equipment showcased at the CIIE has fit China's set reform direction in fields such as industrial restructuring, consumer upgrading, urbanization and trade upgrading. On one hand, this has strengthened the depth and width of the cooperation between Chinese and foreign enterprises in conventional arenas, particularly in the intelligent and high-end equipment area, so as to help Chinese enterprises improve the production efficiency and promote the practice and innovation; on the other hand, under the pressure of foreign enterprises, it has triggered a sense of crisis of relevant industries in China, inspired enterprises' impetus for independent innovation, and stepped up the industrial upgrading at home. It can not only improve the international competitiveness of enterprises at the micro level, so as to achieve the survival of the fittest through market-oriented standards, but also break the inherent interest structure at the macro level, so as to optimize the resource allocation and improve the total factor productivity. For instance, Panasonic displayed 71 exhibits at the CIIE, including traditional consumer electronic products such as transparent TV. The company is unable to gain the corresponding market share immediately, but its technical reserves and planning on the future market are still sufficient to awaken related vendors.

(III) CIIE satisfied the diverse needs of consumers and fostered new growth engines for medium-and high-end consumption

Currently, China's household consumption is shifting towards a consumption model that features personalization, diversification and development, and the consumer demand for superior and featured goods and services such as healthy diets, medical rehabilitation, information & communications, and cultural creativity continues to grow rapidly. However, Chinese enterprises still have some weak points in technology, creativity and the marketing model, and do not enjoy comparative advantages in some goods and services fields. The CIIE has further expanded the imports and improved the domestic supply, which enables consumers to buy more abundant types of imported goods with cheaper prices in a more convenient way, and increase their sense of happiness and acquisition. Meanwhile, it has played a positive role in attracting the return of overseas consumption and increasing tax revenues and employment through imports. For instance, the import of featured and superior products such as New Zealand's milk powder, Japan's electric cookers, Ethiopia's coffee and Papua New Guinea's tuna has allowed Chinese consumers to experience and enjoy global superior products without going abroad, satisfied people's demand for a better life, and fostered new growth engines for medium-and high-end consumption.

Meanwhile, as the contribution rate of consumption approaches 60% and new drivers for national development are rapidly expanding, the CIIE, through the rational expansion of the import of superior consumer goods and service products, is able to give diverse options to domestic consumption, optimize the consumer structure, promote consumer upgrading, satisfy people's demand for personalized, diversified and differentiated consumption, and underscore the people-oriented development philosophy. For instance, products showcased

at the CIIE involved the trade of services, automobile, intelligent & high-end equipment, consumer electronics & home appliances, apparel and consumer goods, medical instrument & medical care, food-grade agricultural products, which will further enrich people's lives and improve their life quality.

III. CCPIT Actively Participated in the Preparation Work

The CIIE is a large-scale national exhibition co-hosted by the Ministry of Commerce of the People's Republic of China and Shanghai Municipal People's Government, and organized by the China International Import Expo Bureau and the National Exhibition and Convention Center (Shanghai) Co., Ltd. Besides, the China Council for the Promotion of International Trade (CCPIT), as a member of the Preparatory Committee, has made significant contributions to the expo by means of its both official and non-governmental identity and its channel advantage in extensively contacting domestic and foreign enterprises, under the unified leadership of the Preparatory Committee. This part only introduces the work that the CCPIT has participated in.

(I) CCPIT made great efforts to strengthen foreign publicity and invite business circles in various countries to attend the exhibition

The CCPIT deeply publicized the significance and related arrangements of the CIIE to industrial and commercial circles in various countries through more than 300 industrial and commercial cooperation mechanisms and its representative offices in foreign countries that were established by the CCPIT and its overseas counterparts. The CCPIT actively invited related organizations and people from business circles to attend the exhibition in various forms of foreign economic and trade activities and meetings of foreign affairs it has organized.

(II) CCPIT organized experts to give advice on the preparation work

Based on the arrangements of the CIIE's on-site command, the CCPIT organized more than 30 experts in such sectors as exhibition, forum, infrastructure building, publicity and intellectual property from all over the country to give advice on the preparation work of the CIIE. As the director of the CIIE's expert committee, Chen Zhou, Vice Chairman of the CCPIT, presided over several expert symposiums, where he gave suggestions and advice on preparatory drafts, such as the list of the general tasks for the preparation work of CIIE 2018, the advice on the major evaluation dimensions and indicators for world-class expositions, and proposals for the general arrangements of the rehearsal work of CIIE 2018, from the perspective of task arrangements, evaluation standards and field rehearsals, providing important references for the smooth organization and improvement of the expo.

(III) CCPIT elaborately hosted supporting activities to promote industrial exchanges and cooperation

The CCPIT hosted three supporting activities, including an international trade facilitation forum for

certification, accreditation and testing services, a forum on “Import Promotion and Legal Cooperation”, and the the Global Cross-Border Import and Supply Chain Leadership Summit, in collaboration with other organizations and enterprises, such as the State Administration for Market Regulation, Shanghai University of International Business and Economics and Alibaba Group. These side events, which gathered nearly 2,000 representatives from business circles at home and abroad, discussed a number of topics such as certification & accreditation, import and export laws and regulations, and digital economy, publicized China’s stance in expanding its opening-up and imports as well as its measures in trade facilitation, and increased foreign business circles’ trust in their cooperation with China.

(IV) CCPIT made full use of business resources to offer superior and professional services

The CCPIT actively set up the one-stop ATA customs clearance service window at airports in Shanghai and Beijing, so as to issue the ATA Carnets promptly and facilitate customs clearance for more than 20,000 exhibits from 20 countries. It cooperated with the China International Import Expo Bureau to offer services in relation to the protection of intellectual property rights. Before the exhibition, it made related publicity materials, strengthened risk prevention and publicity guidance in order to cater to the needs of exhibitors; during the exhibition, it participated in the work at the on-site service station of intellectual property rights, providing exhibitors and buyers with professional consultation and dispute meditation services. The CCPIT was also responsible for the design and construction of five national pavilions and four enterprise exhibition booths, and was recognized and praised by exhibitors with its efficient and superior services.

(V) CCPIT effectively mobilized systematic resources and actively undertook tasks

The CCPIT viewed the preparation of the CIIE as a key task of the national trade facilitation system in 2018, guided regional trade promotion councils to actively engage in the work, and organized local importers to expand the import purchasing. Notably, the CCPIT has accomplished the exhibition task of the automobile pavilion with an area of 30,000 square meters, and received more than 20 overseas delegations above the ministerial level. Besides, CCPIT Chairman Gao Yan also chaired the discussion section of a parallel session on trade and opening-up, participated by guests such as Stepan Kubiv, the First Vice Prime Minister of Ukraine, Semisi Sika, Deputy Prime Minister of Tonga, Kitui County, Secretary-General of the United Nations Conference on Trade and Development (UNCTAD), and Li Yong, the Director General of the United Nations Industrial Development Organization (UNIDO).

IV. Recommendations for a State-of-the-Art CIIE

In order to further enhance the exhibition quality and level of CIIE and benchmark world-renowned exhibitions, we, combined with the actual work of CIIE, propose recommendations for building a world-class CIIE in five aspects: introducing first-class enterprises, displaying first-class products, creating first-class

environment, providing first-class services and delivering first-class performance.

(I) Introducing first-class enterprises

1. Complete industrial pattern and international ecology should be demonstrated as much as possible when it comes to the selection of enterprises related to CIIE. In the selection of exhibitors, while highlighting enterprise leaders in the industry and the enterprises that lead the future industrial development, we also need to include a certain proportion of upstream and downstream enterprises which are not industrial leaders and yet on prime-quality industrial chains.
2. CIIE should include enterprises with high industry brand awareness and social recognition. We should conduct a comprehensive evaluation of corporate credit and reputation technologically, and exclude the enterprises with credit and reputation defects, vicious legal disputes and poor social impression.
3. CIIE should be extensively participated by enterprises from all parts of the world. The selection of exhibitors be conducted in line with certain industry and country ratios and from around the globe to avoid enterprise of a certain industry coming from only a few advantageous economies, thus forming a broadly representative international trade and economic market structure.

(II) Displaying first-class products

1. Focusing on introducing innovative products, high-tech products and products with national cultural characteristics. The product mix of CIIE should cover a certain percentage of new products and high-tech products. New product launch should be organized at the CIIE site to enhance the industry attractiveness and global influence of CIIE.
2. Focusing on introducing products that can form a complete system. It's necessary to guarantee a full range of exhibits, basically cover all products in the industry, build a relatively complete product system in the sub-industry, fully display dynamics of the industry, and form the industry agglomeration effect and benchmark effect. Besides, it's also necessary to ensure that exhibits cover the upstream and downstream of the entire industrial chain, build a complete industrial-chain-related industry system, absorb, integrate and accumulate advantageous industrial products, and promote professional concentration, upstream-downstream supporting and high-end development of industrial chain products.
3. Focusing on the introduction of internationally renowned brand products. Product brands must enjoy higher international reputation, have positive brand history and stories behind them, bear environmental-friendly, healthy and ecological quality characteristics, and comply with the standards developed by international organizations.
4. Highlighting the introduction of products that match the needs of the domestic market. It's crucial to introduce the products that have robust demand in the domestic market and are popular with enterprises and consumers, and minimize the ones which are homogenously and highly competitive with domestic industries.

(III) Creating first-class environment

1. Ensuring that the traffic in the CIIE site is accessible and congestion-free. Efforts will be made to set up sign reminders at the entrances and exits of airports and high-speed rail stations, as well as subways and bus stations and other transport nodes around the exhibition hall; it' s necessary to open special passages in favor of CIIE logistics to ensure the orderly and rapid logistics before, during and after the exhibition; and it' s necessary to plan ahead of schedule and build sufficient parking areas, with explicit and clear signs set.
2. Strengthening the construction of business service facilities. The exhibition hall should be quipped with enough business service facilities, such as negotiation areas, large and medium-sized conference rooms, projection equipment, printing and copying service facilities, to meet the business negotiation needs of exhibitors and professional visitors.
3. Strengthening the construction of public safety facilities. It' s necessary to formulate emergency response plans, set up public safety facilities and public safety guide signs inside and outside the exhibition hall, and definitely mark the distribution, usage rules and public considerations of public safety facilities related to CIIE in the exhibition guides.

(IV) Providing first-class services

1. Providing convenient transportation services for CIIE. It' s necessary to set up ticket consultation and reservation sites, equip the exhibition hall with subways or shuttle bus ticketing offices, air ticket and train ticket offices, and traffic consultation desks, provide transportation & ticketing consultation reservations and car calling services, and initially resolve the traffic problems that may be encountered outside the exhibition hall, to ease the traffic pressure around the exhibition hall caused by crowded vehicles and visitor flow. It' s necessary to enhance the coordination of urban public transportation, increase additional buses and subways surrounding the exhibition hall, provide subsidies for rental vehicles driving to the exhibition hall, and open shuttle buses between airports, railway stations, large hotels, important stations and exhibition halls. And free public means of transportation throughout the city is allowed with exhibitor badges or visitor badges.
2. Providing professional on-site exhibition services. To provide better professional on-site exhibition services, Efforts will be made in the following aspects: reviewing the qualifications of the exhibition service providers to select high-quality service providers; establishing strict standards for professional technical qualification examination and introducing professional teams and qualified personnel to conduct strict review on the exhibition drawings; and ensuring the materials used in the exhibitions are green and environmental-friendly and that the exhibition materials are fully recycled and pollution-free to achieve the goal of green exhibition.
3. Providing all-round commercial support services. Efforts will be made to set up special zones at the CIIE site to provide one-stop consultation services concerning all-round policies, regulations and rules, including import and export procedures, tariff and non-tariff policies, inspection and quarantine policies, foreign-invested

enterprise investment and foreign-invested enterprise taxation policies, and make preparations for policy briefings, industry seminars, supply-demand matchmaking meetings, product launches and so on.

4. Providing first-class management services. It's necessary to give more protection to the CIIE-involved intellectual property, formulate plans for intellectual property protection, produce intellectual property brochures, and set up the intellectual property column on the official website to provide intellectual property laws and regulations and information guidelines. It's necessary to establish a complete system for handling complaints and disputes, found professional teams responsible for handling possible disputes and complaints, and formulate security risk contingency plans to ensure that the responsible person is accountable to responsibilities and emergency mechanism is launched in the event of security risks.

5. Offering high-quality media services. Efforts will be made to develop the media work mechanism in advance, set up press release rooms, media waiting rooms, and media studios, guide media personnel in and out of CIIE in an orderly manner and report various forums, conferences, and new product launches.

(V) Delivering first-class performance

1. Vigorously promoting trading matchmaking. Before the exhibition, we will release information on exhibitors and exhibits online, and hold press conferences at important time nodes to attract and gather professional visitors. We'll introduce online trading platforms to provide merchandise display, information disclosure, legal and regulatory consultation and other services. We'll prolong the business contact cycle of CIIE, hold more post-exhibition matchmaking activities to build online and offline post-exhibition trading platforms for both supply and demand sides and enhance the later-stage transaction benefits of CIIE. And we will host investment promotion meetings, policy promotion conferences, industry matchmaking meetings and tourism promotion meetings during the exhibition to increase the effective participation rate of professional visitors and facilitate concluding the intention of transactions during and after the exhibition.

2. Expanding the publicity of CIIE to the outside. We'll actively connect with well-known media at home and abroad, and carry out news promotion and tracking throughout the exhibition in a planned and continuous way to enhance the awareness and appeal of CIIE at home and abroad. We will pay attention to media evaluation and draw useful suggestions and comments from it for improvement in the next session; and we will launch investment promotion and publicity of the next CIIE simultaneously during the exhibition.

3. Conducting satisfaction surveys on exhibition entities. We will conduct exhibitor satisfaction surveys to understand purposes of exhibitors' participation, situation of matchmaking and negotiation, whether they are satisfied with their participation results, and whether to continue participation in the next session. We will conduct satisfaction surveys on professional and non-professional visitors respectively; the survey indicators include their countries and regions, industries, purposes of their visits, the number of enterprises negotiated, the number of cooperation intention concluded, satisfaction of participation, whether to continue participation in the next session and so on; and we will conduct satisfaction surveys on the participating media to learn about their comments and suggestions and draw lessons.

4. Building a long-standing sustainable operating mechanism. We' ll found a market-oriented and professional operation teams, carry out market-oriented operation of CIIE, and gradually transit towards an operational mechanism that is dominated by market allocation and supplemented by government assistance. We will set up a CIIE-related expert guide committee, carry out observation and monitoring targeted at important aspects and problems of CIIE, evaluate the effectiveness of CIIE, and continuously summarize experience for improvement. We' ll establish a detailed database of exhibitors and professional visitors, and update the database of exhibitors, professional visitors, purchasing enterprises and other buyers in a timely manner so that we can arrange business negotiation activities in batches at different time in a targeted manner for accurate docking and trade matching between buyers and sellers by making the most of the database. At the completion of CIIE, we will carry out follow-up services on the buyers and sellers in time for a second investigation and communication; in doing so, we can understand new needs and the problems with CIIE, supplement and improve the database and provide information and technical support for the next session by means of the database to continuously enhance the accuracy and level of CIIE services.

I. Profile of Beijing Expo 2019

International Horticultural Exhibition 2019 Beijing, China (Beijing Expo 2019 for short) is an A1 international horticultural exhibition hosted by the Chinese government and organized by the People's Government of Beijing Municipality with the approval of International Association of Horticultural Producers (AIPH) and recognition of Bureau of International Expositions (BIE). It is a World Expo and also the highest-level international expo hosted by China following International Horticultural Exhibition 1999 Kunming and Shanghai World Expo 2010.

(I) Theme

Beijing Expo 2019 is themed “Live Green, Live Better”. “Live Green” is intended to guide people to respect, protect and be integrated into nature and firmly establish such concepts of production and life as green, low carbon and environmental protection through horticulture. “Live Better” aims at promoting a comprehensive practice of the Scientific Outlook on Development, accelerating the construction of a resource-economical and environment-friendly society, boosting great development and prosperity of the world's horticulture and co-building a well-rounded beautiful homeland.

(II) Objectives

Beijing Expo 2019 targets “a new view of the world's horticulture and a new paradigm of ecological civilization” and will attain four specific objectives, namely Characteristics of the Times, China Style, Beijing Brand and Cultural Feast.

Characteristics of the Times. Beijing Expo 2019 will gather the latest horticultural innovation resources from all over the world and fully showcase the achievements made by human in technological and cultural innovation, new trends of global green, technological and cultural innovation since the beginning of the new century and the new normal of the peoples of the world in their pursuit of green life and construction of a beautiful homeland.

China Style. Beijing Expo 2019 will be committed to internalizing the long-standing and well-established Chinese civilization and the extensive and profound Chinese culture into all links, including the overall planning, Expo Park construction, horticultural exhibition, event planning and comprehensive services, actively spreading and developing China's horticultural culture, so that the rest of the world can perceive

China and China can better merge into the world, thus pushing China to develop from a major horticultural producer to a horticultural power and making a due contribution to the world’ s horticultural development.

Beijing Brand. Focusing on the goal of building Beijing into an international first-class harmonious and livable metropolis, Beijing Expo 2019 will actively build a landscape garden that “integrates horticulture into nature, allows nature to touch the hearts and unites human with nature” and offer a grand horticultural event integrating functions such as horticulture, technology, culture and tourism and echoing with Badaling Great Wall.

Cultural Feast. Beijing Expo 2019 is expected to involve no less than 100 official exhibitors, including countries and international organizations, and no less than 100 non-official exhibitors such as provinces, autonomous regions and municipalities in China and professional organizations, enterprises and public institutions from home and abroad, and attract no less than 16 million visitors. It will deepen mutual exchanges, promote win-win development, make green the theme of life and horticulture a new carrier of ideas and create a cultural feast which represents “a new view of the world’ s horticulture and a new paradigm of ecological civilization” .

(III) Vision

The vision of Beijing Expo 2019 is to “integrate horticulture into nature and allow nature to touch the hearts” . Derived from nature, horticulture is the accomplishment of human wisdom and nature and bears human beings’ yearning and longing for nature. Green, an eternal pursuit of human, represents safety, health and harmony between human and nature. Cities create an important environment for living. With cultural progress, humans are developing from understanding and transforming nature to respecting and being integrated into nature, and building green cities has become a new trend of people’ s pursuit of better life. Integrating horticulture into nature, cities into nature and green into cities embodies humans’ spiritual pursuit of longing for and returning to nature. Receiving baptism of the soul in nature and allowing nature to touch the hearts is the best way to sublime the inner world and perceive the life.

Beijing Expo 2019 offers an opportunity of integrating excellent gardening and horticultural products from all over the world into a natural landscape garden, and will fully exhibit horticulture, cities and harmonious integration between nature and human. The Expo Park will merge into surrounding nature and become a garden of the grand landscape garden, which will be the best interpretation of the vision of “integrating horticulture into nature and allowing nature to touch the hearts” .

(IV) Implications

Beijing Expo 2019 is the highest-level international expo following International Horticultural Exhibition 1999 Kunming and Shanghai World Expo 2010. The hosting of Beijing Expo 2019 is a vivid practice of comprehensively implementing Xi Jinping’ s thought of socialism with Chinese characteristics in an new

era, thoroughly applying the development idea of “insisting on harmonious co-existence between human and nature” proposed in the 19th CPC National Congress and constructing a beautiful China, an important move to fight against pollution, one of “three tough battles”, a tribute project for the 70th anniversary of the founding of the People’s Republic of China and one of China’s major foreign affairs activities in 2019. Beijing Expo 2019 is of great political significance as it intensively showcases China’s ecological progress, extensively publicizes the concept of green development and promotes international exchanges and cooperation of green industries.

II. Progress of preparations

Important progress and remarkable achievements have been made in the preparation for Beijing Expo 2019 over the past five years, with the results of international promotion better than expected, the propaganda work constantly intensified and market development fruitful.

(I) The planning for the Expo Park has been well established and the construction work is proceeding steadily

The overall planning fully considers factors such as natural environment protection, exhibition requirements, rational layout, efficient and economical organization, and post-expo coordination. Based on comprehensive planning, more than 30 special plans, including those for road traffic organization within the Expo Park, supporting infrastructure, public landscape and main pavilions, have been deepened and a peripheral traffic organization plan has been completed, with requirements such as “ecology first, cultural pluralism, people foremost, technology wisdom and green & low carbon” practiced in various links of each plan. Steady progress is being made in the construction of the Expo Park.

So far, finishing touches are in full swing for interior and exterior decoration, mechanical and electrical installation, and outdoor works of core pavilions, such as the China Pavilion and the International Pavilion, the Expo Hotel and exhibitor apartments; the main part of the public landscape project has been completed save for some seasonal flowers, which will be planted next spring; the concealment of various pipelines in the infrastructure project has been completed, foundation bed of main roads within the Expo Park has been laid and the road framework has basically taken shape; the construction of municipal infrastructure such as heat, electricity, firefighting and weak current has completed; peripheral supporting facilities such as Xingyan Express, Baikang Road and Yannong Road are being constructed as planned; the construction of gardens in 31 provinces, autonomous regions and municipalities across Mainland China, Hong Kong, Macau and Taiwan, and 17 enterprise-based gardens has begun, with the main part of gardens in eight provinces, Hong Kong and three enterprises and 90% of gardens in four provinces completed.

(II) Initial results have been produced in exhibition arrangement and the target of exhibitor attraction has been attained beyond expectation

The overall exhibition plan has been implemented and the review of plans for exhibition arrangement and construction of the China Pavilion, the International Pavilion and the Horticultural Life Experience Pavilion and indoor exhibition plans submitted by 31 provinces, autonomous regions and municipalities has been completed; the Implementation Plan for Exhibition in Orchard, Vegetable and Herb Gardens has been fully implemented; expected targets set forth in the Integrated Application and Science and Technology Demonstration of Ornamental Horticultural Techniques at Beijing Expo 2019, a major science and technology project of Beijing Municipal Science & Technology Commission, have been completed, plant quarantine and horticultural technical service centers are being pushed forward steadily, and preparations for inspection and quarantine of inbound plants are being actively made.

China Council for the Promotion of International Trade (CCPIT), as a deputy director unit of the Organizing Committee of Beijing Expo 2019 and an executive director unit of the Executive Committee, has been actively fulfilling its duties and is committed to attraction of exhibitors from countries that have not yet established diplomatic relations with China, organization of activities for gardens in domestic provinces, autonomous regions and municipalities, international promotion and rule system construction in line with meetings of the Organizing Committee and work programs approved by members of the Organizing Committee, with positive results. The “5+1” working mechanism for attraction of international exhibitors, which is composed of Ministry of Foreign Affairs, National Forestry Administration, CCPIT, China Flower Association, Beijing Municipality and the Commissioner General of Beijing Expo 2019, has been taking positive actions to attract exhibitors. So far, 110 countries and international organizations have confirmed their participation. Among them, 80 countries and international organizations will participate in outdoor exhibition and 41 outdoor gardens are expected to be built (37 independent gardens and seven joint gardens), with construction having begun in 32 gardens and design and construction preparations being carried out for the rest nine; while 33 countries and international organizations will participate in indoor exhibition. The invitation of 100 official exhibitors has been basically completed. Meanwhile, garden design plans of 31 provinces, autonomous regions and municipalities in China have been well established, with the construction work in nine provinces, autonomous regions and municipalities having begun; Hong Kong and Macau have confirmed their participation and carried out a field survey; the field survey and scheme design for five foreign designer creative gardens have been completed, which meet construction conditions; 65 universities and colleges, research institutes, professional associations and enterprises have confirmed their participation. The target of 100 non-official exhibitors has attained.

(III) The ticket sales work has begun and initial results have obtained in market development

Two online agents and eight travel agencies have been identified as contracted ticket agents of Beijing Expo

2019 through solicitation, review and publication; three quality traveling routes, namely “Food and Photo—A Relaxed Tour to the Expo”, “Slow Wandering—A Healthy Tour to the Expo” and “Happiness and Fun—A Family Tour to the Expo”, have been designed and released to the public; ticketing policies have been formulated and issued for Beijing Expo 2019, the service hotline has been published and big customer ticket reservation has been launched.

Active efforts have been made to attract social forces to participate in the preparation work following the principle of government leadership, social involvement and openness. So far, nine enterprises, including Air China, Bank of Beijing, CYTS, Vanke Group, Shunxin Holdings, BAIC Group, Baidu, JD.com and China Telecom, have signed as global partners of Beijing Expo 2019 and will support the preparation for the Expo in multiple aspects such as products, publicity and technology; more than 500 licensed products developed and produced by 22 franchised producers, like Beijing Gongmei Group and Beijing Honav Group, have been sold in physical stores and on JD.com and Tmall.com to serve the general public.

(IV) The smart expo program is pushed forward in an orderly fashion and the promotion campaign for the Expo is constantly intensified

The construction of a technological expo and smart expo has been actively advanced, the demand survey and preliminary prototype design have been completed, and relevant software has entered the stage of program development. The construction of monitoring pipelines, monitor foundation and outdoor base station tower has been completed, plans for smart lamp poles and an indoor distribution system have been confirmed, contents and forms of exhibition for projects such as 5G positioning wristband, driverless experience, driverless logistics services, fancy car parade and interaction & robot show, interactive robot interpretation and 5G demonstration application have been defined, and hardware construction is proceeding orderly.

The Overall Plan for Promotion has been developed and organized stage by stage as planned; the emblem, mascots, ten songs and the first Image Ambassador of Beijing Expo 2019 have been determined, the first plants-themed natural documentary titled the Chinese Plants that Change the World has been filmed and produced, and the Expo image system has been basically completed; the website of Beijing Expo 2019 in both Chinese and English has been released, official WeChat and Weibo accounts have been launched, special columns for promotion, such as Date at Beijing Expo 2019 and Voice of Flowers, have been created and more than 10 special live Internet broadcasts have been conducted, with more than 700 million audience and channels of promotion for Beijing Expo 2019 increasing; an international exhibitor meeting has been organized and held and extensive promotion has been carried out in the international community by making full use of platforms such as World Tourism Cities Federation Qingdao Fragrant Hills Tourism Summit 2018, China Guangdong International Tourism Industry Expo 2018 and the 164th General Assembly of BIE; the 200-day countdown has been leveraged to organize series activities and centralized publicity. Services offered by the nine global partners of Beijing Expo 2018, including products, promotion resources and high-tech means, have been gradually brought into the preparation for Beijing Expo 2019; more than 500 licensed products of 10 categories have been launched in physical stores and on JD.com and Tmall.com and have won praise

from all sectors of society. There have been more than 30,000 news reports about Beijing Expo 2019, with an increasingly strong atmosphere of paying attention to, supporting and participating in the Expo among the public.

(V) Relevant rules and regulations have been constantly improved and a guarantee system has been gradually built

General Regulations, Exhibition Participation Contract Template and 14 Special Regulations have been formulated under the provisions and requirements of Convention Relating to International Exhibition, a system of international rules and regulations for Beijing Expo 2019 has been completed, a new benchmark has been established for the preparation for A1 international horticultural expos, which have been highly recognized by BIE; monitoring and maintenance of special signs and copyrights for which a registration application has been filed have been actively carried out, and the protection of IPRs of Beijing Expo 2019 has been basically achieved.

The composition of the Executive Committee has been adjusted in time and the working mechanism of the same has been further improved according to the reality of the preparation work; addition of necessary organizations within Beijing Expo 2019 and staffing have been completed, providing organizational guarantee for solid progress in the preparation work; major foreign affairs events such as the Belt and Road Summit Forum, Beijing Expo 2019 and Conference for Dialogue among Asian Civilizations have been coordinated, new leading groups for service guarantee in Beijing Municipality have been set up upon optimization and integration, tasks of each group have been defined and the deployment in all respects has been arranged. An overall plan for operation and management of Beijing Expo 2019 has been developed, which has detailed different service lines such as security, engineering, exhibition and volunteers, determined the mode of venue management and established the mechanism of operation and management. Special work plans have been completed for transportation, security, business management within the Expo Park, reception, large events and volunteer recruitment, and the overall operation guarantee mechanism has been gradually established.

III. Suggestions on preparations

(I) To speed up construction of the park and supporting facilities and build China Pavilion at a high level

We shall speed up the construction of Expo Park and supporting infrastructure to ensure timely completion and delivery; properly carry out overall arrangement and dispatch of the whole construction works, comprehensively complete public landscapes and main venues and start interior decoration; drive construction of smart Expo in an all-round manner and lift information level in the park; move ahead with construction of the world horticultural demonstration area and gardens in the Chinese horticultural demonstration area, and guarantee basic formation by the end of 2018; complete the construction of the fruit garden, the vegetable

garden and the grass garden and conduct exhibition arrangement; comprehensively complete the construction of the Expo Hotel and the buildings for participants; enhance connection of infrastructure of water, power, gas, heat and road inside and outside the park, to ensure service to the Expo as planned.

We shall center on the China Pavilion as the key and screen the first-class demonstration design team to design the China Pavilion for exhibition and demonstration. The design shall focus on themes of the Expo, highlight main line of demonstration and make reasonable planning and layout; on the basis of ensuring the style of the national exhibition area as a whole, we shall organically arrange provincial and municipal exhibition areas and adopt internationally leading demonstration techniques to tell the story of China perfectly and give a panoramic demonstration of eco-civilization construction achievements and new development ideas of China

(II) To scientifically formulate operation schemes and perfect service guarantee works

We shall seriously study and formulate the overall work program for operation during the Expo, itemize special programs and emergency response plans for foreign guests reception, press and propaganda, security, tourist management, logistics guarantee and health and quarantine, make preparation for building an efficient directing system and organize professional operation team to lay a solid foundation for smooth holding of the Expo. We shall launch works for full-length activity planning and scheme making and follow international practices to properly carry out organization and planning of all major activities such as the opening ceremony, the closing ceremony, the China Pavilion Day and the National Pavilion Day of other countries; make our best to plan opening-ceremony activities and performance arrangement, determine the scheme for major activities for the China Pavilion Day, and properly conduct connection with the Belt and Road Summit Forum; centering on experiences of visitors, we shall formulate smart sightseeing programs convenient for use, combining nature, deepening experience and serving efficiently, to meet information demands of visitors for geo-information search, road seeking, sightseeing, crowd density, and quick access to service. Integrating elements of traditional Chinese culture, we shall plan cultural activities with unique characteristics such as the Floats Parade and theatrical performances; we shall do a good job in planning, organization and implementation of the overall program for the Expo Forum.

We shall make an overall plan for service resources, improve the supporting service system, intensify exhibition service, make active efforts to drive confirmation of international exhibitors, and speed up construction of gardens for international and domestic exhibitors. Centering on the goals of “easy incoming, smooth outgoing, convenient boarding, sufficient lodging and great sightseeing”, we shall study and formulate guarantee schemes for various services for tourists, traffic guarantee, environment improvement, boarding and lodging and medical care, and actively implement the schemes to realize early arrangement, action and effectiveness. We shall make active mobilization around the city to form a safe, civilized and harmonious environment for the Expo. We shall intensify guarantee scheme exercise and implementation, itemize and improve work schemes and emergency response plans for security, traffic, tourist service, protocol

reception, logistics distribution, park cleaning and press release, launch recruitment of volunteers and relevant operation service teams, and conduct scheme exercise, to properly make preparations in advance. We shall complete formulation of ticketing implementation scheme and ticket system building, determine the ticketing operation mode, and fully take advantages of Internet and other modern ticketing means to provide tourists with convenient, efficient and safe sightseeing services.

(III) To intensify attraction of exhibitors for the Expo and improve exhibition service quality

We shall give full play to the role of the exhibitor attraction mechanism and further intensify works on international promotion, to ensure the fulfillment of the targets of exhibitor attraction. We shall actively expand channels for the attraction and particularly attract major horticultural countries with big influences; cooperate with departments including the Ministry of Foreign Affairs to drive France, Italy and Canada as main players in the field to confirm participation as early as possible, and urge Russia, Saudi Arabia and other countries having not concluded participation contract to speed up relevant works, and include the works needing to be driven from a higher level into the reference for state leaders' visit to foreign countries and foreign affairs activities in recent agenda.

We shall prepare and issue the Guide to Exhibitors and relevant Standards for Exhibition and hold meeting of exhibitors to provide international exhibitors with careful and thoughtful services, and enhance control of garden design and construction to guarantee the whole style and coordination of each park area; we shall prepare to establish the exhibitor service center, set up the exhibition service team, further improve exhibition service work mechanism and give proper play to the one-to-one work mechanism between Yanqing and other provinces and cities, to carry out relevant services in accordance with the standard of the model for all places; we shall cooperate with relevant departments to study and implement the facilitation measures for international exhibitor visa, personnel entry, inspection and quarantine and customs clearance of goods, etc.

(IV) To comprehensively conduct publicity and promotion and arouse international and domestic attentions

Under the guidance of the Propaganda Department of the CPC Central Committee, we shall carry out multi-field, diverse-channel and all-round publicity to the Expo targeting the 16 million person/times of visitors from both at home and abroad. We shall follow the arrangement of combining normal publicity and key node publicity and actively rely on mainstream media and new media to offer special columns for the Expo, open flights and buses for the Expo, enrich information on the Expo's official website and official account, so as to constantly lift the popularity of the Expo.

We shall meticulously organize the mobilization rally and hold various promotions and warm-ups both at home and abroad by the deadline of 100 days counting down, to build the atmosphere in an all-round manner and attract domestic and overseas visitors; continuously carry out multi-field, diverse-channel and comprehensive

publicity around the world, offer special columns for the Expo through mainstream media, to lift publicity height and depth as a whole and form the situations that the information on the Expo is available audio-visually around the world; actively spread new ideas, thoughts and achievements of China in eco-civilization construction and more widely propagate the arrangement for “enhancing the reform in eco-civilization system and continuing the Beautiful China initiative” by the 19th National Congress of the CPC; and successfully complete environmental arrangement and atmosphere building around the roads and surrounding areas from airports, railway stations and bus hubs to park areas.

Chapter VII

Selected Large-scale Provincial and Ministerial-level Joint Exhibitions and Expositions

This chapter focuses on the China Import and Export Fair, China International Fair for Investment & Trade and China-South Asia Exposition co-sponsored by the Ministry of Commerce and local governments, China-Arab States Expo, China Import Expo, Kunshan and China Yiwu International Commodities Fair co-sponsored by the Ministry of Commerce, CCPIT and local governments. China-Northeast Asia Expo, Western China International Fair, Western China International Fair for Investment and Trade, Silk Road International Expo and the Investment and Trade Forum for Cooperation between East and West China, and Silk Road (Dunhuang) International Cultural Expo jointly sponsored by ministries and local governments.

I. Exhibitions Co-sponsored by the Ministry of Commerce and Local Governments

(I) China Import and Export Fair (Canton Fair)

1. About Canton Fair

The China Import and Export Fair, also known as Canton Fair, was established in the spring of 1957. It is held every spring and autumn in Guangzhou, China. It is jointly sponsored by the Ministry of Commerce and the Guangdong Provincial People's Government and organized by the China Foreign Trade Center. By the end of 2018, 124 sessions have been held. It is a comprehensive international trading event with the longest history, the largest scale, the most complete exhibit variety, the largest buyer attendance, the broadest distribution of buyers' source country, the greatest business turnover and the best reputation in China.

The Canton Fair, formerly the "China Export Fair", was established in Guangzhou in April 1957, and Premier Zhou Enlai proposed to rename it the Canton Fair for short. Since then, it has become the window for the People's Republic of China at that time to break through the economic blockade and political isolation imposed by the Western countries, and open to the outside world for exchange of needed goods and foreign trade with other countries, adhering to the principle of equality and mutual benefit. In order to meet the market demand, an import exhibition area has been added since the 101st session in 2007, and then the Canton Fair changed its name from China Export Fair to China Import and Export Fair.

2. Achievements

Up to the 123rd session (in the spring of 2018), the accumulated export volume has amounted to about USD 1.3237 trillion and the total number of overseas buyers has reached 8.42 million. The exhibition area of one

session totals 1.185 million m² and the number of exhibitors from home and abroad stands at nearly 25,000. In each session, about 200,000 buyers attend the Fair from more than 210 countries and regions all over the world.

Table 7.1 Overview of Trading Results of Previous Sessions

Year	Number of Overseas Buyers		Number of Countries and Regions		Business Turnover(USD 1 million)		
	Spring	Autumn	Spring	Autumn	Spring	Autumn	Whole Year
2018	203346	189812	214	215	30080	29860	59940
2008	192013	174562	38230	31550	69780
1998	64868	70019	166	165	10215	11000	21215
1988	35464	41318	111	102	4648	4944	9592
1978	17547	21081	98	97	1883	2448	4332
1968	9349	7012	67	65	396	480	876
1958	2256	3096	36	40	153	126	279
1957	1223	1923	19	33	18	69	87

Source: official website of Canton Fair

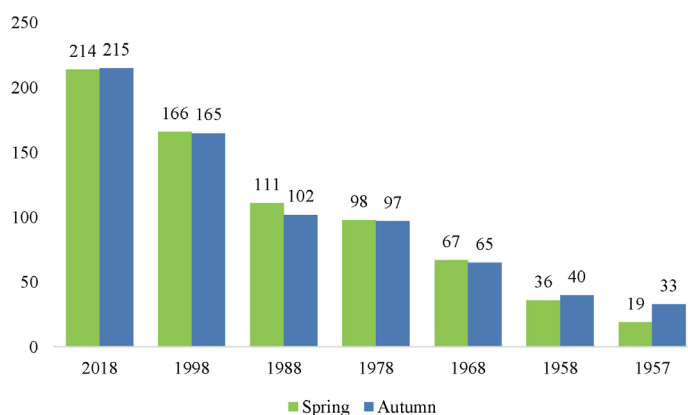


Fig. 7.1 Growth of the Number of Countries and Regions Participating in the Canton Fair

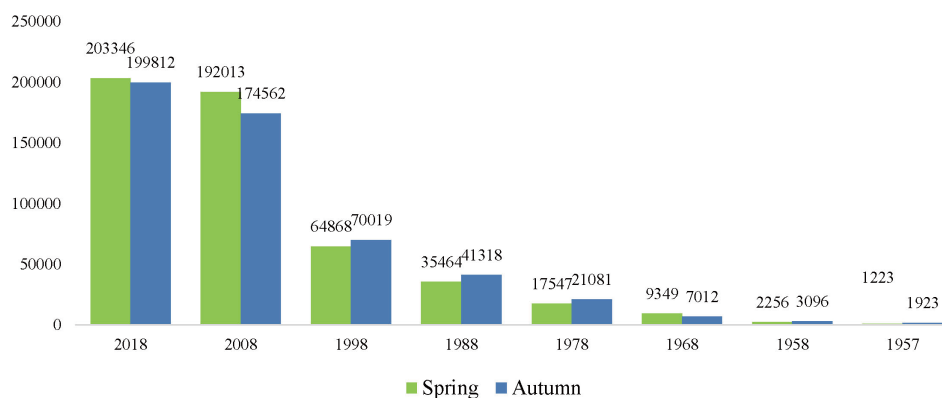


Fig. 7.2 Growth of the Overseas Buyers of Canton Fair

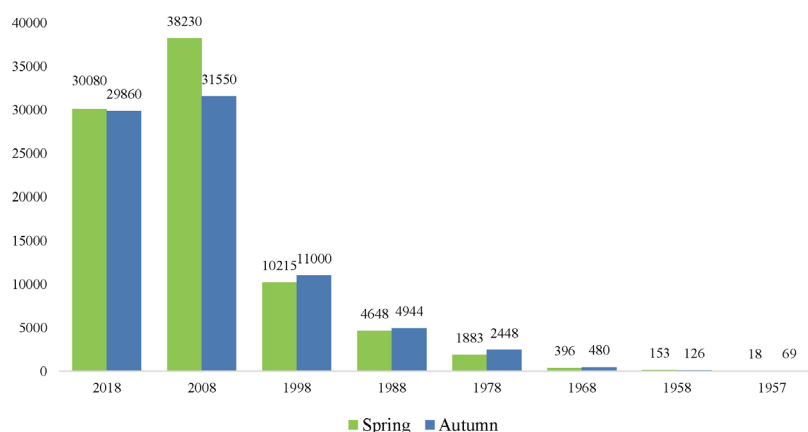


Fig. 7.3 Growth of the Business Turnover of the Canton Fair

3. Influence and significance

After 61 years' reform and innovative development, the Canton Fair has withstood various challenges and never been interrupted. The Canton Fair enhances trade connection between China and the world, demonstrating China's image and achievements of development. It is an outstanding platform for Chinese enterprises to explore the international market and an exemplary base to implement China's strategies for foreign trade growth. The Canton Fair serves as the first and foremost platform to promote China's foreign trade, and a barometer of the foreign trade sector. It is the window, epitome and symbol of China's opening up.

At present, following the guidance of Xi Jinping Thought on Socialism with Chinese Characteristics for a New Era, we, at the Canton Fair, will study and implement the spirit of the 19th CPC Congress, uphold the development principle of innovation, coordination, green development, openness, and sharing, and spur innovation in the system and business mode. We are continuously improving specialization, information application, market orientation, and international development. We are endeavored to build a "Smart Canton Fair" and "Green Canton Fair". We are working hard to transform Canton Fair from an export trading platform to a comprehensive one integrating customer networking, display and negotiation, industrial exchange, information release and product promotion. We will give full play to Canton Fair's function as an overall platform for opening-up which allows for buying and selling to the globe, and make new contributions to China's development into a strong economic and trade power and the development of open economy.

(II) China International Fair for Investment & Trade (CIFIT)

1. About CIFIT

The China International Fair for Investment and Trade (CIFIT), approved by the State Council of the People's

Republic of China, takes place from September 8 to 11 every year since 1998 in Xiamen, China. It is sponsored by the Ministry of Commerce, co-sponsored by UNCTAD, UNIDO, WTO, OECD, IFC and WAIPA, and organized by the Fujian Provincial People's Government, Xiamen Municipal People's Government and the Investment Promotion Agency of the Ministry of Commerce.

CIFIT was formerly known as the “Southern Fujian Triangular Region International Fair for Investment and Trade” held in 1987. Then, it was named “Fujian Fair for Investment and Trade” and “International Fair for Investment and Trade”. Themed on “Introducing FDI” (focusing on showcasing the investment environment, image, policies and business opportunities all across China to bring more FDI to China) and “Going Global” (concentrate on showing the investment environment, image, policies and business opportunities of various countries (regions) all around the world, and actively guide Chinese enterprises to invest overseas), CIFIT focuses on nationality and internationality, investment negotiation and investment policy promotion, coordinated development of national and regional economy, as well as economic and trade exchanges across the Taiwan Strait. CIFIT is currently China's only international investment promotion event aimed at facilitating bilateral investment. It's also the largest global investment event approved by UFI.

2. Achievements

Table 7.2 Overview of Achievements of Previous Sessions

Session (Year)	Number of Countries and Regions	Number of Overseas Buyers	Quantity of Projects Signing Contracts	Contract Amount of Foreign Investment (USD 100 million)
1 (1997)	52	6200	1668	62.2
2 (1998)	60	6377	1606	55.2
3 (1999)	80	6418	1228	51.8
4 (2000)	89	8500	1261	50.0
5 (2001)	97	8950	1027	48.0
6 (2002)	96	10107	1151	51.9
7 (2003)	102	11781	1259	66.5
8 (2004)	118	11841	1110	81.2
9 (2005)	125	12015	1053	122.4
10 (2006)	113	12650	752	76.2
11 (2007)	119	13158	669	96.2
12 (2008)	126	13685	517	81.0
13 (2009)	125	13768	515	75.3
14 (2010)	144	15581	484	99.6
15 (2011)	112	15118	339	104.6
16 (2012)	132	16112	355	154.2
17 (2013)	118	15173	1386	321.6
18 (2014)	126	15685	1455	336.4
CIFIT 2015	105	15382	1571	352.9
19 (2017)	104	15822	1502	349.3
CIFIT 2017	107	15877	1577	366.7
20 (2018)	128		1982	365.2

Source: official website of CIFIT

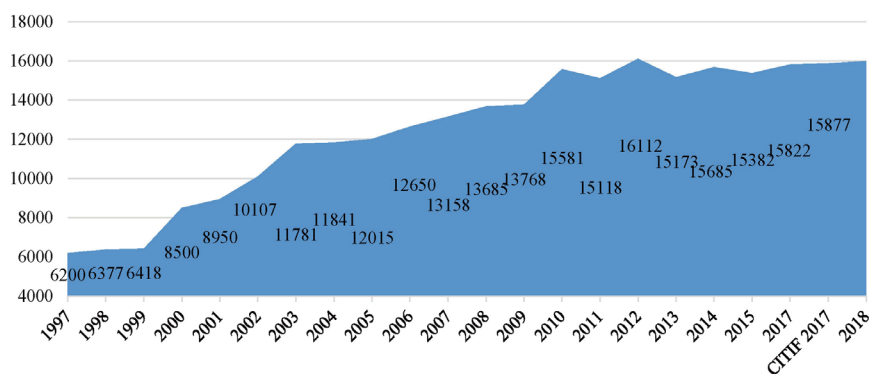


Fig. 7.4 Growth of the Overseas Buyers of CIFIT

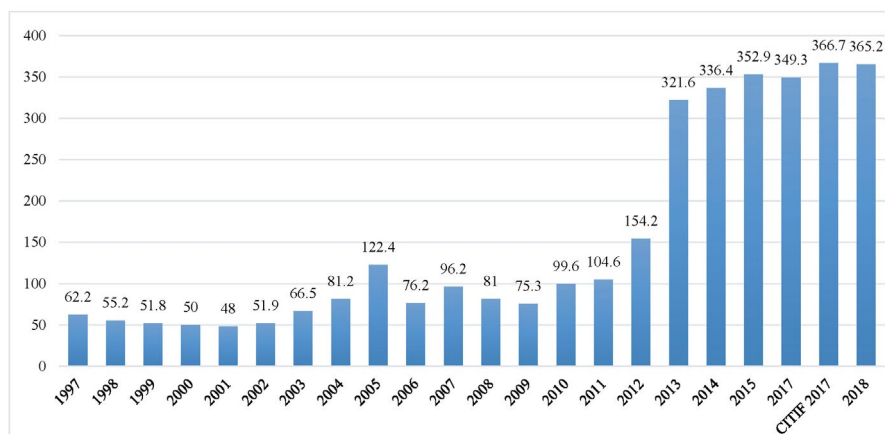


Fig. 7.5 Growth of the Utilized Foreign Investment of CIFIT

3. Influence and significance

The CIFIT focuses on showcasing and introducing the investment environment, policies, matchmaking projects and enterprise products of all provinces, municipalities and autonomous regions of China, opening a window for overseas investors to fully understand China's investment policies, obtain information on key projects and select ideal investment projects and partners. Meanwhile, it also attracted investment promotion agencies from dozens of countries and regions all around the world to attend the exhibition and hold investment roadshows, creating opportunities for introducing foreign advanced technologies, managerial experiences and urgently needed talents to China. The "International Investment Forum" held during the CIFIT is China's most authoritative forum on foreign investment policy and international investment strategy. The CIFIT has become a forum for investment policies, theoretical discussions and information dissemination of all countries and regions in the world, and a "weather vane" for international investment.

During each session, the Organizing Committee will offer tens of thousands of carefully selected Chinese and foreign investment projects for investors to choose from. The Foreign Investment Project Matchmaking Symposium, the "Going Global" Investment Project Matchmaking Symposium of Chinese Enterprises and

the Domestic Investment Cooperation Project Matchmaking Symposium held by CIFIT are conducted through matchmaking before the symposium and “one-on-one, face-to-face” talks during the symposium, making it the best “incubator” for investment cooperation projects of the world. Over the years, CIFIT has also played an important role in promoting cross-strait economic, trade and cultural exchanges.

(III) China-South Asia Exposition (CSA Expo)

1. About CSA Expo

The China-South Asia Exposition is an international comprehensive exposition approved by the State Council and jointly organized by the Ministry of Commerce of People's Republic of China and the People's Government of Yunnan Province and co-sponsored by commercial authorities of South Asian countries. The CSA Expo was formerly known as the South Asian Countries Commodity Fair, which had five sessions successfully held. In October 2012, the State Council of the Republic of China approved the upgrading of the South Asian Countries Commodity Fair to CSA Expo. Up to 2018, five sessions have been successfully held. It is held once a year before 2015. According to the instructions from the central government, the CSA Expo will be held once every two years after 2016 in even-numbered years.

Since it was established, each session has been held with the China Kunming Import & Export Fair (Kunming Fair). Kunlun Fair is a regional import and export fair jointly sponsored by the Ministry of Commerce of People's Republic of China and the People's Government of Yunnan Province, Sichuan Province, Chongqing Municipality, Guizhou Province, Guangxi Zhuang Autonomous Region, Tibet Autonomous Region and Chengdu Municipality. The fair is extensively co-organized and participated by a number of organizations from home and abroad.

2. Achievements

Table 7.3 Overview of Achievements of CSA Expo

Session (Year)	Number of Countries and Regions	Number of Booths	Number of Exhibitors	Exhibition Area (10,000 m ²)	Contract Amount of Foreign Investment (RMB 100 million)
1(2013)	1200	...	5378
2(2014)	46	3188	7082
3(2015)	7850
4(2016)	89	8000	4216	18	8611.89
5(2018)	87	8500	3825	19	8079.37

Source: according to the relevant data published on the official website of CSA Expo.

The first China-South Asia Cooperation Forum was held in the 2018 CSA Expo. It is co-sponsored by the Ministry of Commerce, the Ministry of Foreign Affairs and the Yunnan Provincial People's Government of the People's Republic of China, with the theme of “strengthening regional cooperation in South Asia and promoting regional inclusive development”. It aims to build a new platform for policy dialogue, trade and

investment, cultural and people-to-people exchange and knowledge and experience sharing between China and South Asian countries following the principles of extensive consultation, joint contribution and shared benefits. It is the first intergovernmental cooperation forum mechanism with South Asian countries in China.

3. Influence and significance

CSA Expo is held once every year, with Kunming as the permanent home. The first China-South Asia Expo was held in Kunming in June 2013. It is another great opportunity for the development of Yunnan Province and Kunming, and a new platform for China to open to the southwest and strengthen all-round exchanges and cooperation with South Asia, Southeast Asia, West Asia and other countries and regions. The CSA Expo is a major breakthrough in expanding Yunnan's opening up to the outside world under new historical conditions and an important part of China's all-round opening-up pattern. It has great strategic significance in building China's strategic platform for opening up to the west and promoting multilateral strategies. China and South Asian countries are traditional friendly partners with strong economic complementarity and great potential for economic and trade cooperation. The CSA Expo will shoulder a major historical mission to comprehensively promote China-South Asia relations. Since the first session was held, South Asia has become the fastest-growing foreign trade partner of Yunnan Province. CSA Expo is undoubtedly an important part of the construction of Yunnan's bridgehead and a critical path for opening to the west.

II. Exhibitions Co-sponsored by the Ministry of Commerce, CCPIT and Local Governments

(I) China-Arab States Expo (CAS Expo)

1. About CAS Expo

Approved by the State Council, China-Arab States Expo, formerly China-Arab States Economic and Trade Forum, is a national-level and international comprehensive economic and trade event jointly sponsored by the Ministry of Commerce, China Council for the Promotion of International Trade and the People's Government of Ningxia Hui Autonomous Region. In 2013, China-Arab States Economic and Trade Forum was upgraded to China-Arab States Expo.

The CAS Expo adheres to the purpose of "renewed friendship, deepened cooperation and common development". It was originally scheduled to be held once a year. According to the instructions of the central government, the CAS Expo will be held once every two years in odd-number years. As of 2018, three sessions have been successfully held.

2. Achievements

Since 2010, three sessions of China-Arab States Economic and Trade Forum and three sessions of CAS Expo

have been successfully held in Ningxia, with extensive and profound international impacts. They have been widely recognized by Arab states and other countries along the “Belt and Road”, and have made positive contributions to promoting China-Arab pragmatic cooperation.

“China and Arab countries shall join hands to open to the world”. The CAS Expo is a comprehensive platform for China’s pragmatic cooperation and economic and trade exchanges with Arab countries, and a platform for countries along the “Belt and Road” to jointly build the “Belt and Road”. In addition, it is a platform jointly built by China and 22 Arab League countries for opening to the world. It is established for exchanges and cooperation between China and 22 Arab League countries, and with Asia, Europe, Africa and other countries along the “Belt and Road”.

Following the “golden principles” of extensive consultation, joint contribution and shared benefits, the CAS Expo shall serve the national strategy and contribute to the construction of the “Belt and Road”. It shall integrate Ningxia’s unique resources and strengths into the process of contributing to national development and serving the country and promoting China-Arab cooperation and exchanges, and achieve economic prosperity, national unity, beautiful environment and people’s prosperity in Ningxia through the platform of CAS Expo, so as to realize the goal of building a well-off society in an all-round way at the same pace with the entire country.

3. Influence and significance

The CAS Expo is an important platform for promoting China-Arab pragmatic cooperation and enriching the strategic connotation of China-Arab relations. CAS Expo has played a significant role in advocating dialogue and peace, strengthening policy communication and coordination, enhancing political mutual trust, exploiting trade growth potential, improving the trade structure, promoting the coordinated development of trade in services and goods, expanding two-way investment cooperation based on the industrial demands, strengthening infrastructure construction and capacity cooperation, adhering to the principle of inclusiveness and mutual learning, deepening cultural exchanges and promoting exchanges and sharing between Chinese and Arab civilizations, taking joint efforts in continuously enhancing understanding and friendship between the Chinese and Arab peoples and jointly advancing China-Arab pragmatic cooperation to a new level.

On January 21, 2016, Chinese President Xi Jinping pointed out in his speech delivered at the headquarters of the League of Arab States that the China-Arab States Expo has become an important platform for China and Arab countries to build the “Belt and Road”.

The cooperation projects signed during the CAS Expo involve trade and investment, capacity cooperation, energy and chemical industry, science and technology, health care, agriculture, tourism and so forth. Through the China-Arab States Expo, relevant ministries and commissions of China and the relevant government departments of the Arab States signed a number of agreements on China-Arab cooperation, effectively broadening the channels for China-Arab cooperation. China-Arab Technology Transfer Center, China-Arab Agricultural Technology Transfer Center, China-Arab Medical & Health Cooperation and Development

Alliance, China-Arab Commercial Conciliation Center, China-Arab Joint Chamber of Commerce Liaison Office and other bilateral cooperation agencies have been established in Ningxia.

(II) China Import Expo, Kunshan (CIE)

1. About CIE

The China Import Expo, Kunshan (CIE) is jointly sponsored by the Ministry of Commerce, China Council for the Promotion of International Trade and Jiangsu Provincial People's Government, and organized by the Foreign Trade Development Bureau of the Ministry of Commerce, China Chamber of International Commerce, China Chamber of Commerce for Import and Export of Machinery and Electronic Products, Jiangsu Provincial Department of Commerce, Foreign Affairs Office of Jiangsu Provincial People's Government, Jiangsu Provincial Council for the Promotion of International Trade, Suzhou Municipal Government and Kunshan Municipal Government. The first session was held in March 2012 at Kunshan International Convention & Exhibition Center in Jiangsu Province. It was China's first and largest professional international import trading platform (before the China International Import Expo held in Shanghai in 2018).

Taking "innovation and development, win-win cooperation" as the main theme, the fair organizes display and trade of the advanced technologies, critical equipment and key emerging industries that need to be introduced to China. By the end of 2018, seven sessions have been successfully held.

With the theme of "Focusing on Innovation and Smart Manufacturing for the Future", the 2018 China Import Expo, Kunshan was held in Kunshan, Jiangsu Province from May 16 to 18, focused on the smart manufacturing sector, removed the exhibition area of brand consumer goods and set up two new exhibition areas for the semiconductor and optoelectronic sector, electronic and electrical equipment and key components.

2. Achievements

The 2018 China Import Expo boasts a strong lineup of exhibitors, cutting-edge exhibits, more professional visitors, remarkable business turnover, high-end and pragmatic theme forums and special supporting activities. It has received favorable comments and attention from all circles of the community and plays a positive role in expanding imports, promoting trade balance, speeding up economic restructuring and upgrade, and promoting the development of modern service industry. 327 enterprises from 15 countries and regions participated in the Expo, with a total exhibition & negotiation area of 50,000 m² and 36,000 professional visitors. The main achievements of the Expo can be summarized as follows:

(1) Strong lineup of famous enterprises. The Expo attracted 104 international top-level multinational companies, including 23 Top 500 companies and 81 industry leaders, including Siemens from Germany, Microsoft from the U.S., Philips from Netherlands, Kawasaki and Mitsubishi from Japan, SEW-EURODRIVE from Germany and so forth.

(2) Smart manufacturing at the forefront. A large number of advanced automation products made their debuts in the smart manufacturing exhibition area. Among them, the humanoid robot from Kawasaki was displayed outside Japan for the first time. Microsoft, with its surface series and Microsoft HoloLens product, mainly displayed its holographic image interaction technology. For the first time, Visinox displayed flexible concept exhibits and AMOLED terminals, including flexible electronic books, smart jewel case, VR devices, smart door locks, and so forth. In a word, it attracted famous brands around the world to display the “high-grade, high-precision, advanced” technologies at the forefront.

(3) High-end and pragmatic theme forum. Focusing on key areas of concern for global industrial and commercial circles, a number of other important events, including the 7th World Business Leaders (Kunshan) Conference and the 2018 US-China (Kunshan) Forum for Intelligent Manufacturing Cooperation were held on the sidelines of the Expo, and distinguished guests including relevant international organizations, trade promotion agencies, the Top 500 enterprises, and well-known domestic experts and scholars were invited to conduct in-depth discussions and analysis, attracting more than 800 representatives from domestic and foreign industrial and commercial circles.

(4) Rich and colorful matchmaking activities. Matchmaking events for Chinese and foreign automation and robotics enterprises, European and American equipment manufacturers in the Yangtze River Delta, enterprises of intelligent equipment and parts, optoelectronic semiconductor enterprises and so forth were held to achieve the goal of promoting exhibitions with conventions and combining them together.

According to the data from the CCPIT questionnaire survey, 82% of the exhibitors gave a “satisfactory” comprehensive evaluation on the Expo, 74.8% expressed their willingness to participate in the next session, and 58% reached agreements of import, product (brand) agency and investment cooperation.

Table 7.4 Overview of Achievements of Previous Sessions

Session (Year)	2012	2013	2014	2015	2016	2017	2018
Exhibition area (10,000 m ²)	5	6	8	8	8	8	5
Number of exhibitors	677	602	677	681	877	729	327
Number of countries and regions	46	41	42	43	42	43	15
Professional visitors (10,000)	5.65	5.82	5	4.7	3.73	3.82	3.65

Source: official websites of CIE and Kunshan Municipal Council for the Promotion of International Trade.

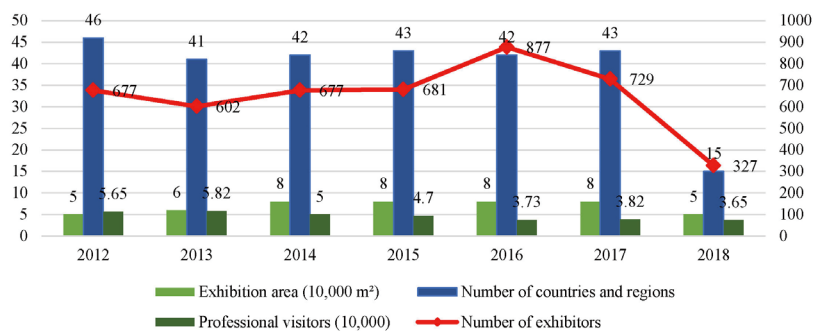


Fig. 7.6 Changes of Exhibition Area, Participating Countries and Regions, Exhibitors and Professional Visitors

3. Influence and significance

As China's first state-level professional import expo approved by the State Council, it focuses on promoting, advancing and expanding imports of new technologies, new equipment and strategic emerging industries that need to be introduced to China and eastern China, and attaches importance to the up-to-date foreign products and technologies, so as to create an international professional import platform integrating exhibition and trade, information exchange and opening up and cooperation.

As the 4th Industrial Revolution with artificial intelligence, big data, VR/AR and biotechnology has swept the world, its core essence of “intelligence + informatization” was clearly displayed in the Expo. The 2018 China Import Expo successfully achieved a major transformation on its development path towards a professional exhibition. It removed the consumer goods exhibition area, focuses on smart manufacturing, no longer goes in for grandiose projects, simply pursues quantitative indicators such as the number of exhibitors and the number of countries and regions involved. In terms of the specific division of exhibition area, for the first time, the exhibition area of semiconductor and photoelectric sector, electronic and electrical equipment and key components was added. Combining with the leading industries in Jiangsu province, such as intelligent equipment, photoelectric and semiconductor, it will promote a positive development cycle of “exhibition based on production and exhibition for production” and take a solid step on the path towards a professional brand exhibition with extensive reputation.

The exhibition and convention are deeply integrated to shape a high-end international platform to boost local economic development. The 2018 China Import Expo held exhibition together with the World Business Leaders (Kunshan) Conference, further reflecting the concept of mutual promoting and coordination between convention and exhibition. The deep integration of convention and exhibition brings together famous enterprises and products, as well as the wisdom of celebrities, truly creates a high-end international platform for global economic and trade exchanges, cooperation and sharing, and will further enhance the popularity of the venue and boost the local economy.

(III) China Yiwu International Commodities Fair (Yiwu Fair)

1. About Yiwu Fair

Established in 1995, China Yiwu International Commodities Fair (Yiwu Fair) is an international commodities fair approved by the State Council. It is co-sponsored by the Ministry of Commerce of the People's Republic of China, Zhejiang Provincial People's Government, China Council for the Promotion of International Trade, China National Light Industry Council and China Commercial Federation, and organized by Zhejiang Provincial Department of Commerce and Yiwu Municipal People's Government. It is held in Yiwu, Zhejiang Province from October 21 to 25 every year and 24 consecutive sessions have been held. Since the 24th session in 2018, SAC joined the sponsors and renamed it the China Yiwu International Commodities (Standardization) Fair, making it the first international exhibition in China to incorporate standardization elements.

With the purpose of “Facing the World and Serving China”, the Yiwu Fair has distinctive features and remarkable exhibition achievements. It is one of the three major export fairs sponsored by the Ministry of Commerce and has been certified by the International Exhibition Union (UFI).

2. Achievements

Table 7.5 Overview of Achievements of Yiwu Fair

Session (Year)	Exhibition Area (100,000 m ²)	Number of Booths	Number of Exhibitors	Number of Buyers	Number of Overseas Buyers	Business Turnover (RMB 100 million)	Export Volume (USD 100 million)
1 (1995)	0.5	348	195	1.01	0.6
5 (1999)	3.3	1100	1300	35.2	2.5
9 (2003)	6.0	2500	1510	70642	10212	62.2	4.5
12 (2006)	9	4000	2200	103205	16056	94.5	7.8
14 (2008)	10	4500	2512	105198	16107	103.6	9.5
16 (2010)	12	5000	2621	134400	...	127.67	11.6
18 (2012)	18	6000	2892	193552	20886	163.4	15.8
20 (2014)	15	4500	2529	207159	23835	170.7	17.5
21 (2015)	15	4500	2529	213580	>20000	171.73	16.3
22 (2016)	15	4100	>2000	216300	>20000	174.82	15.8
23 (2017)	10	4100	>2200	180993	>20000	178.74	15.9
24 (2018)	10	4136	2150	204695	>20000	184.3	16.2

Source: official websites of China Yiwu International Commodities Fair and Yiwu International Expo Center

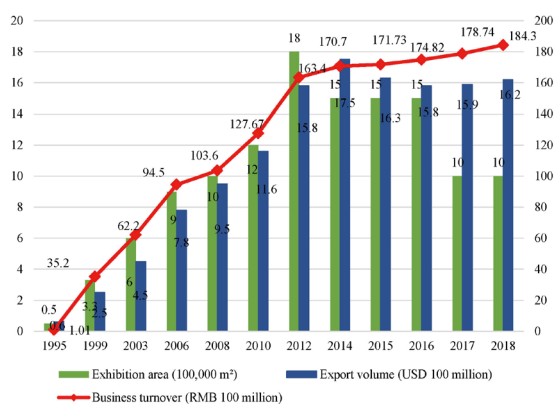


Fig. 7.7 Development of Exhibition Area and Export Volume of Yiwu Fair

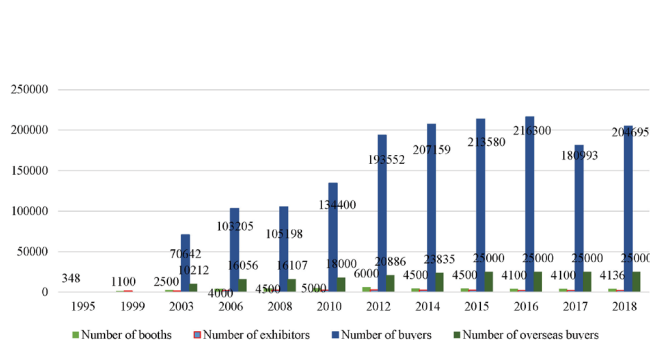


Fig. 7.8 Data Regarding Number of Booths, Number of Exhibitors, Number of Buyers and Number of Overseas Buyers of Yiwu Fair

3. Influence and significance

The Yiwu Fair is the first large-scale market-oriented exposition, and a model of professional market-oriented exhibition in China. The growth and expansion of the exhibition economy has promoted the rapid growth of Yiwu's urban economy, greatly enhanced Yiwu's influence and changed the temperament and landscape of

the city. Yiwu is the “leader” in the development of China’s county-level exhibition economy, providing a successful model for how to leverage exhibition to promote the healthy and rapid development of local industries for the third and fourth-tier cities in China.

III. Exhibitions Jointly Sponsored by Ministries and Commissions and Local Governments

(I) China-Northeast Asia Expo (CNEA Expo)

1. About CNEA Expo

The China-Northeast Asia Expo is a national-level Expo approved by the State Council of the People’s Republic of China and co-sponsored by the Ministry of Commerce, the National Development and Reform Commission, the China Council for the Promotion of International Trade and the Jilin Provincial People’s Government. It is also the only national-level and international comprehensive exposition in the world with the participation of 6 Northeast Asian countries and opening to the world. So far, 11 sessions have been successfully held.

The CNEA Expo was held once every year until 2013. According to the instructions of the central government, the 10th CNEA Expo in 2014 was postponed to 2015. Since then, the CNEA Expo is held once every two years in odd-number years.

2. Achievements

Over the past 12 years, the CNEA Expo has been developing and attracting more and more people. The number of traders attending the Expo has increased from 30,000 to 100,000, and the visitors from 200,000 to 500,000. It is particularly noteworthy that since 2011, 100% of indoor booths of CNEA Expo are special booths. Emphasizing the concept of “environmental-friendly construction and recycling” of exhibition, it has created a dignified, unobstructed, comfortable and beautiful atmosphere for the exhibition, which is rarely seen in large exhibitions with thousands of booths.

Table 7.6 Overview of Achievements of CNEA Expo

Session (Year)	Number of Overseas Buyers		Foreign Trade Turnover (USD 100 million)	Domestic Trade Turnover (RMB 100 million)	Foreign Investment (RMB 100 million)
	Total Number of Booths	Number of International Booths			
1 (2005)	1900	661	2.92	7.56	754
2 (2006)	3.84	11.55	601
3 (2007)	2200	...	4.10	12.7	719
4 (2008)	2000	708	4.75	13.1	1060
5 (2009)	2190	876	5.20	14.4	1712
6 (2010)	2200	1160	5.85	16.1	1637
7 (2011)	2600	1206	6.65	18.2	1838
8 (2012)	2600	...	7.63	20.7	2266
9 (2013)	2600	1007	8.41	22.5	...
10 (2015)	3270	1191	8.0	23.0	2201
11 (2017)	2775	1067	8.37	24.5	2243

Source: based on the data of previous sessions published on the official website of China-Northeast Asia Expo

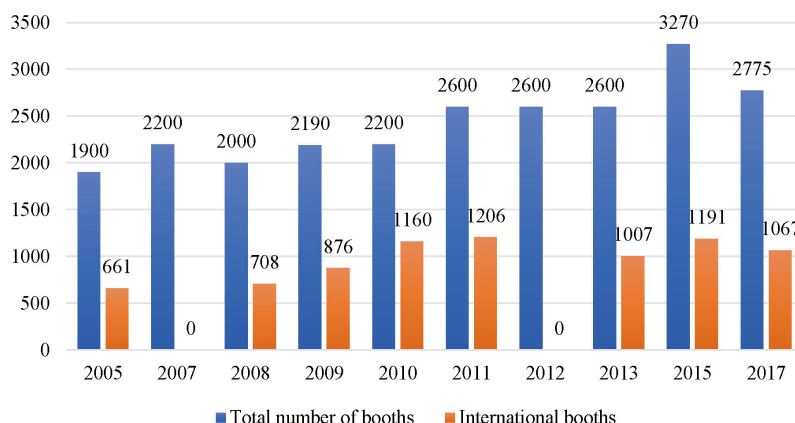


Fig. 7.9 Changes of the Number of Booths of CNEA Expo

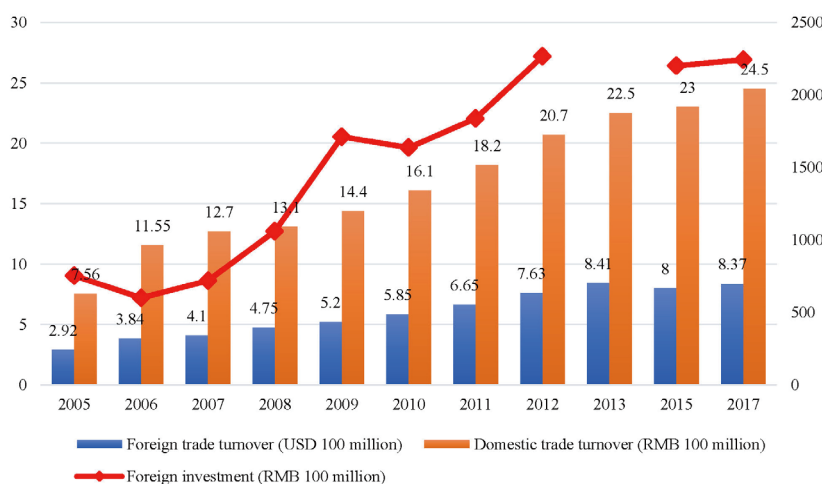


Fig. 7.10 Growths of Foreign Trade Turnover, Domestic Trade Turnover and Foreign Investment of CNEA Expo

3. Influence and significance

The CNEA Expo has become an important channel for inter-governmental dialogues and exchanges, a significant platform for economic and trade cooperation, and a vital approach for cultural exchanges among Northeast Asian countries. It has played a very important role in promoting regional cooperation in Northeast Asia and deepening exchanges between Northeast Asian countries and other countries in the world, and has achieved remarkable results.

(II) Western China International Fair (WCIF)

1. About WCIF

The Western China International Fair, starting from China Western Development, was founded in May 2000. The permanent site is located in Chengdu, Sichuan Province. The WCIF adheres to the concept of “co-

organization, sharing, and win-win” . Co-sponsored or supported by 15 ministries and commissions such as the National Development and Reform Commission, the Ministry of Commerce, and the Ministry of Foreign Affairs, 12 provinces (autonomous regions and municipalities) in western China, Xinjiang Production and Construction Corps and Boao Forum for Asia, it is a national-level and international comprehensive exhibition hosted by the People’ s Government of Sichuan Province.

Co-founded by the China Council for the Promotion of International Trade and the Sichuan Provincial People’ s Government, the 1st WCIF was held in Chengdu, Sichuan Province from May 25 to 28, 2000, with the name of “Western China Forum, Fair for Products of Foreign-Funded Enterprises in Coastal Areas of China and Sichuan Investment Fair” . As of 2018, 17 sessions have been successfully held.

2. Achievements

First, investment promotion. From the 1st to 16th WCIF, a total of more than 11,000 investment cooperation agreements have been signed, and the contracted investment amount has exceeded RMB 6.01 trillion. 808 investment cooperation agreements were signed at the 17th WCIF, with a contracted investment amount of RMB 788.3 billion.

Second, trade cooperation. From the 1st to 16th WCIF, the accumulated overseas participating countries (regions) have reached 1,005. The exhibition area has achieved 1.804 million m². Exhibitors have achieved 55,800. Participating guests have exceeded 404,000, including 115,000 overseas guests. Trade turnover has achieved RMB 1.31 trillion. The 17th WCIF covered an area of 260,000 m².

Third, high-level diplomacy. Li Keqiang, Wang Qishan, Wang Yang, Ma Kai, Wu Bangguo, Wen Jiabao and other party and state leaders, as well as 54 foreign politicians (former politicians), more than 500 ministerial officials and heads of important international organizations attended the previous 16 sessions of WCIF.

3. Influence and significance

After long-term development, the WCIF has become an important window and the best platform for the opening-up of western China. It is an important investment promotion, trade cooperation and diplomatic service platform for China in the western region, and an important carrier for realizing western cooperation, east-west cooperation and Sino-foreign cooperation in the western region. In 2014, the WCIF was incorporated into the national institutional large-scale foreign forum and exhibition organizing scheme by the Chinese government. In March 2015, it was included in the national “Belt and Road” strategic government white paper, and became one of the top ten national key exhibitions to promote the “Belt and Road” construction.

(III) Western China International Fair for Investment and Trade (WCIFIT)

1. About WCIFIT

The Western China International Fair for Investment and Trade (WCIFIT) was formerly known as the China Chongqing International Investment and Global Sourcing Fair (CCISF), which has held 20 sessions.

On May 24, 2018, with the approval of the central government, the 21st CCISF to be held was officially renamed Western China International Fair for Investment and Trade and still adopts the session number of CCISF. WCIFIT is jointly sponsored by the Ministry of Commerce, Ministry of Water Resources, CCPIT and Chongqing Municipal Government.

2. Achievements

On the basis of 20 successful sessions of CCISF, the 21st session of WCIFIT attracted more than 7,300 enterprises (institutions) from 67 foreign countries and regions and 120 associations of foreign-funded enterprises in China, including 291 Top 500 companies, 66 central enterprises and more than 2000 multinational companies. About 20,000 guests and traders attended the exhibition.

Agreements were signed for 109 key projects at the opening ceremony of WCIFIT, with a total investment of RMB 316.09 billion. There were 80 contract projects, with a total contractual investment amount of RMB 252.96 billion.

3. Influence and significance

After CCISF was renamed and upgraded to WCIFIT, it has become a national-level event serving the West, China, the “Belt and Road” and even the world. Through the 21st WCIFIT, Chongqing’s strengths as a connecting point between the “Belt and Road” and the Yangtze River Economic Belt and an important strategic stronghold for the China Western Development have been fully demonstrated. The number of traders participating in the WCIFIT continued to grow compared with previous sessions. Its function of linking the “Belt and Road” with the market players along the Yangtze River Economic Belt has been further enhanced, and its role as the pivotal platform in promoting regional and international economic and trade cooperation has become more prominent.

The WCIFIT can further enhance Chongqing’s international influence and attraction, give full play to Chongqing’s leading role in inland opening-up, and to the roles of the exhibition platform in aggregation of global resources and in promoting the implementation of the strategy of opening China further through links running eastward and westward and across land and over sea, so as to actively advance the regional development and the construction of the opening-up pattern in China.

(IV) Silk Road International Expo and the Investment and Trade Forum for Cooperation between East and West China (Shaanxi Silk Road Expo)

1. About Shaanxi Silk Road Expo

The Silk Road International Expo and the Investment and Trade Forum for Cooperation between East and West China (Shaanxi Silk Road Expo) have been held for three sessions. In 2016, it was officially renamed as the

Silk Road International Expo and the Investment and Trade Forum for Cooperation between East and West China by the Investment and Trade Forum for Cooperation between East and West China.

The Third Shaanxi Silk Road Expo was held in Xi' an, Shaanxi Province, from May 11 to 15, 2018. With the theme of “New Pattern and New Development in the New Era” , it was co-sponsored by the National Development and Reform Commission, the Ministry of Commerce, All-China Federation of Returned Overseas Chinese, All-China Federation of Industry and Commerce, China Council for the Promotion of International Trade, State Administration for Market Regulation, and Shaanxi Provincial People' s Government. UK and Malaysia are the guest countries of honor, Guizhou Province and Tianjin are the guest provinces (cities) of honor and Yan' an City is the city of theme. Compared with previous sessions, this session changed the previous model of dividing the exhibition area by country, province and city, and adopts the new cross-border, trans-regional and inter-sectoral mixed arrangement by product category and sector based on market demand, so as to promote economic and trade cooperation and exchanges to the utmost extent. Meanwhile, this session has taken various measures to set up an open cooperation platform for all participating countries and regions, enterprises and professional visitors, making it the home for participating countries & regions and enterprises to promote their products and play a leading role in the session, so as to actively advance establishing a professional exhibition dominated by industrial chain economy.

2. Achievements

The Third Shaanxi Silk Road Expo focused on the construction of the “Belt and Road” and attracted heads of 26 central ministries and commissions and some central enterprises, and delegations of 30 provinces, autonomous regions and municipalities. A total of 2,600 booths were set up, attracting 52 foreign dignitaries and more than 1,900 foreign guests from 75 countries and regions, including Kazakhstan, UK and Malaysia. The guest countries of honor, UK and Malaysia, attached great importance to this international cooperation platform. This session tops all sessions in terms of the quantity, categories and sectors of events. UK held nine different events, covering investment, trade, education and other sectors. Malaysia held five special sessions on economic and trade cooperation at the same time. More than 20 countries including the United States, France, UK and so forth and over 30 overseas enterprises participated in the exhibition. During this session, there were more than 2,000 exhibitors, displaying more than 10,000 categories of featured products. It attracted 300,000 participants and more than 4,500 professional visitors for business negotiation.

Meanwhile, the Third Shaanxi Silk Road Expo also adopted the Joint Statement of the Meeting of SCO Member States on Cooperation in Prevention and Control of Cross-border Epidemic Outbreaks of Animal Diseases, reached the Consensus of the 2018 Silk Road Business Cooperation (Xi' an) Roundtable, and launched the establishment of 11 “Belt and Road” education, teaching and research institutions such as the Mechanics and Aerospace Engineering Sub-Alliance in University Alliance of the Silk Road, so as to explore new space for international cooperation.

3. Influence and significance

The Shaanxi Silk Road Expo gives full play to the roles of Shaanxi Province as the starting point of the ancient silk road and the new highland of inland reform and opening up, and its new advantages combining the core area of the “Belt and Road” and China (Shaanxi) Pilot Free Trade Zone. It has made great efforts to establish an opening-up pattern through links running eastward and westward and across land and over sea, and actively serves the construction of the “Belt and Road”, the interconnected development of western China, central China and eastern China and Shaanxi’s strategic task of “cultivating new driving forces, building new highlands, stimulating new vitality, co-constructing a new life and taking on a new look”, so as to promote the construction of “Five Centers” and the rapid development of hub economy, gateway economy and logistics economy.

(V) Silk Road (Dunhuang) International Cultural Expo (Dunhuang Cultural Expo)

1. About Dunhuang Cultural Expo

The Silk Road (Dunhuang) International Cultural Expo (SRDICE), hereinafter referred to as Dunhuang Cultural Expo, is guided by the Publicity Department of the Central Committee of the Communist Party of China and co-sponsored by the Gansu Provincial People’s Government, the Ministry of Culture and Tourism, the State Administration of Radio, Film and Television and the China Council for the Promotion of International Trade. It is the only comprehensive exposition in China with the theme of the “Belt and Road” international cultural exchanges. From 2016, the Silk Road (Dunhuang) International Cultural Expo was held once every year in Gansu Province. The first session was held in September 2016 and three sessions have been held so far.

With the theme of “showcasing the ancient Silk Road, promoting people-to-people exchanges, and building a more beautiful and harmonious world”, the Third Dunhuang Cultural Expo organized conferences, forums, performances, exhibitions and other main activities aiming to strengthening cultural exchanges and cooperation mutual learning and common development with countries and regions along the “Belt and Road”.

2. Achievements

Since it was established, SRDICE has attracted more than 1,000 foreign countries and international organizations, signed and released the Dunhuang Declaration, and achieved a series of achievements in terms of dialogue among civilizations, protection of historical and cultural heritages and cooperation in culture, trade and tourism.

During the first session, 95 delegations from 85 countries and 5 international and regional organizations were invited, 66 foreign institutions and 434 foreign guests participated in forums, cultural year exhibitions and artistic performances, and more than 1700 Chinese and foreign guests of 23 delegations from 16 provinces, autonomous regions, municipalities and Hong Kong, Macao and Taiwan attended the Expo. Six foreign

dignitaries and former dignitaries attended the opening ceremony and delivered speeches. Ministers of culture and representatives of 23 countries attended the roundtable and discussed and adopted the Dunhuang Declaration.

During the second session, 582 Chinese and foreign guests from 51 countries and 3 international and regional organizations, as well as more than 2,100 exhibitors, representatives of well-known enterprises and cast members participated. A series of activities including forums, exhibitions and performances regarding creativity, trade and tourism, and talks and exchanges were held, aiming to build bridges of friendship among people from various countries through in-depth dialogue and integration of different civilizations and development models, and achieved fruitful and remarkable results. It won unanimous acclaim from the international community and all participants.

The third session planned 32 special exhibition projects, attracting 58 units and enterprises at home and abroad with more than 7,000 exhibits covering cultural relics, art, design, cultural and creative products, digital achievements and so forth, making Dunhuang Cultural Expo a place of exhibition and gathering of fine arts once again.

3. Influence and significance

Dunhuang Cultural Expo is an important carrier for the construction of the “Belt and Road”, a strategic platform for cultural exchanges and cooperation among countries along the Silk Road, undertaking a significant national mission. With the purpose of “promoting cultural exchange and seeking common development” and the theme of mutual learning and cultural exchange and cooperation among different civilizations, the Dunhuang Cultural Expo serves as a bridge connecting China and other countries with the spirit of the Silk Road, aims to achieve the goal of mutual understanding among the peoples, and strives to create an international, high-end and professional national-level cultural exposition, making it an important platform for cultural exchanges and cooperation between China and other countries along the Silk Road, a significant window for promoting “Going Global” of Chinese culture, and a vital pillar for the construction of the Silk Road Economic Belt. Since it was founded, the Dunhuang Cultural Expo has received positive response and general support from countries along the Silk Road, gained extensive attention and acclaim at home and abroad, achieved the goal of cultural, ideological and emotional integration, and yielded remarkable political, economic and cultural results.

Chapter VIII

Case Study of Convention and Exhibition Economy Development in Hainan Province

In 2018, the development of the MICE industry in Hainan Province presented a new normal, the MICE economy grew steadily, and conferences, exhibitions, incentive tours and events all achieved remarkable results.

I. Achievements in the MICE industry in Hainan Province in 2018

In 2018, closely centered around the requirements of “building Hainan Pilot Free Trade Zone and free trade ports with Chinese characteristics and accelerating the construction of a beautiful new Hainan”, Hainan Province worked to promote the high-quality and rapid development of the MICE economy.

(I) Aggregate size grew steadily, with the driving role continuously improved.

In 2018, the number of exhibitions, exhibition area, the number of conferences with over 1,000 participants, the number of overnight visitors received in the MICE industry and other important indicators in Hainan Province all grew with a double-digit annual average rate. The statistics from the Hainan Convention and Exhibition Bureau showed Hainan Province was expected to hold about 20,000 meetings with over 100 participants in 2018, with a year-on-year increase of 14.2%, including 125 meetings with more than 1,000 participants, representing an increase of 16.8%. 155 exhibitions were held, with a year-on-year increase of 10.7%, and covered an exhibition area of 1.65 million square meters, increasing by 13.8%. 22.5 million overnight visitors were received in the MICE industry, up by 15.3% year on year. The revenue of the MICE industry was expected to register 20 billion yuan, with a year-on-year increase of 19.7%.

(II) Brand conventions and exhibitions grew rapidly and regional influence was on the rise

After vigorously cultivating in recent years, a number of influential brand meetings have been formed in Hainan Province. The Boao Forum for Asia Annual Meeting, the First Lancang-Mekong Cooperation Leaders' Meeting, the China-Africa Cooperation Roundtable, and the Sanya Financial Forum and other high-profile meetings were successively held. The China Hotel Conference, China Analytical Chemistry Annual Meeting, China Society for Environmental Sciences Annual Meeting and other association meetings were successively introduced, and industrial conferences such as the Hainan Famous, Special and High Quality Products Purchase Conference and the Boao Forum for International Logistics were planned and held.

Key exhibition brands achieved initial outcomes. Brand exhibitions such as the Health Exhibition, the Coffee Exhibition, the Hainan International Hi-tech Industry and Innovation Expo (HNTEC), the RTRV Show and the World Leisure Tourism Expo made continued progress; the size and efficiency of traditional exhibitions like the Winter Fair, the Farmers' Expo, the Sanya Tropical Orchid Expo, the Hainan Rendez-Vous, the Hainan M3 International Hotel and Theme Park Entertainment Equipment Exhibition have increased steadily. Hainan Province was channeling great efforts to prepare for the China Marine Economy Expo (CMEE) and the Hainan Product Expo. The Smart Business Conference, the Urbanization Development Conference, the CEPO, and the Deep Sea Energy Conference have become industry conferences that are held at fixed venues on a regular basis. In 2018, the Nobel Prize for Medicine Winners Conference was also introduced.

(III) Market players continued to grow and their industry quality continuously improved

The number of service enterprises related to conventions and exhibitions grew rapidly. The registered capital of the enterprises registered in Industry and business bureaus in Hainan and engaged in MICE services, achieved an increase of 32.69 billion yuan in total. The professionalism and marketization of the MICE industry continuously improved. More than 95% of the conventions and exhibitions were organized by various associations and enterprises. A number of domestic and foreign renowned exhibition enterprises were introduced; Zhenwei Exhibition Group made its presence in Hainan, Singapore New Exhibition Company and Italy Worldex Milan Group established joint ventures in Hainan, China Foreign Trade Guangzhou Exhibition General Corp, China National Machinery Industry International Co., Ltd., Shanghai Lujiazui Group and other Chinese leading convention and exhibition companies were holding CMEEs and coffee exhibitions and conducting research projects in collaboration with Hainan Province. Large-scale enterprises and certified enterprises gradually increased; HIMICE, the Ocean Flower Island Convention & Exhibition Center and Haikou Convention and Exhibition Association obtained certification of international certification from the International Congress & Convention Association (ICCA), the Society of Incentive and Travel Executive (SITE) and AFECA.

(IV) Exhibition facilities were continuously strengthened and supporting facilities were improved.

Hainan Province saw an increasing area of convention and exhibition facilities; the area of existing professional exhibition facilities in Hainan was approximately 55,000 square meters in total, and the area of multi-functional conference facilities totaled up to about 64,000 square meters, including Boao Forum for Asia International Conference Center, Hainan International Conference & Exhibition Center and Sanya Mangrove Tree International Convention Center, Sanya Beauty Crown International Expo Center and the Yalong Bay Convention Center. In addition, Hainan Province also worked actively to promote the construction of convention and exhibition facilities. To implement the development plan for the MICE

industry, the leaders of Hainan Province held large meetings several times to push forward the development of large-scale exhibition facilities, forming a bimonthly supervision system. Haikou launched the construction of Hainan International Conference & Exhibition Center, and planed to build indoor exhibition halls of 85,000 square meters (a total of 120,000 square meters after the completion) which were commenced on November 28, 2018 and would be completed in December 2019; in Sanya, the the construction of exhibition halls of 50,000 square meters were planned in Haitang Bay and were expected to be completed in March 2020; the Ocean Flower Island Convention & Exhibition Center was under construction and the planning of the Sanya International Cultural Exhibition Center was underway.

Hainan had excellent supporting MICE facilities and infrastructure facilities conditions. There were a total of 4,094 star-rated hotels registered, of which over 130 were five-star hotels (including those constructed in line with five-star standards), with high reception capacity. High-efficiency and convenient transportation systems and optical network projects such as the transport pattern of five ports in four directions, island-looping high-speed train, the uniquely-shaped expressway (shaped like the Chinese character “回”), the Haikou Meilan International Airport, the Sanya Phoenix International Airport and the Boao Airport provided convenient conditions and fundamental guarantee for MICE activities in Hainan Province.

(V) The institutional mechanism continued to improve, and the marketing and investment promotion results were fruitful.

The MICE industry management system made progress. We established a joint conference system for boosting the development of the MICE industry, according to which the conference was held at least twice each year to study major issues such as the plan for and support policies on the MICE industry. And we set up Hainan Provincial Convention and Exhibition Commission to coordinate the development of the MICE industry across the Province.

Hainan government formulated support policy on the development of the MICE industry. It issued the Interim Measures for the Administration of Special Funds for the MICE Industry in Hainan Province (Revised), gave rein to the guiding role of special funds, and strengthened the principle of supporting the strong and advantageous. Haikou, Sanya and Qionghai municipal governments all released support policies on the development of the MICE industry, set up special funds, and conducted transfer payment to mobilize enthusiasm; they also provided support to the convention and exhibition projects held by departments according to the project scale and guided the market players to hold professional exhibitions such as the iFresh Asia Tropical Fruit & Vegetable Industry Expo, the New Energy Auto Show, and the Perfume Industry Exhibition. Hainan has become the only province across China where the provincial and municipal governments jointly support the MICE industry.

Hainan government conducted active marketing and achieved investment outcomes. At the provincial and municipal levels, efforts were made to produce MICE brochures and promotional videos, open convention and exhibition websites and participate in convention and exhibition cultural events and other nationwide

MICE activities on a regular basis. 10 investment promotion conferences were held through the platforms like the CMEE, the China Sponsor Conference, the Beijing Fair, the China Meeting Industry Week, the Germany Meeting, Incentive Tour, Convention & Exhibition Conference, the 2018 IACE MACAO, the China International Import Expo (CIIE) and other platforms, and centered around preparations for international merchandise fairs and international brand expo, door-to-door investment promotion to exhibition institutions was strengthened.

(VI) The standard system was gradually established, and talent introduction picked up pace.

Hainan Province took a lead in conducting MICE statistics at the provincial level in China. It established the province-wide statistical reporting system for the MICE industry and the survey statistics system for consumption in the MICE industry, made statistical standards unified, with samples covering various types of MICE businesses, and basically understood the situation of the MICE industry throughout the province.

Two local standards for rating and evaluating conference-based hotels and exhibitions were issued in Hainan Province. 108 conference-based hotels were rated 3A and above. The formulation of another two local standards was in progress, namely the Evaluation of Leading MICE Enterprises and the Rating and Evaluation of Exhibition Service (Exhibition Engineering) Enterprises. It's scheduled to form a standard MICE service system in three years.

The system of statistical reports and convention & exhibition expenditure survey was improved. The basic data on items, market players, taxation and talents in the MICE industry across the province were grasped.

The Implementation Rules for the Identification of Innovation and Business Starting Talents in the MICE industry in Hainan Province was promulgated to introduce more MICE talents in Hainan Province; and three training courses of all sorts were held inside and outside the province.

II. Key exhibitions hosted by the Hainan Sub-council in 2018

In 2018, Hainan Sub-council, China Council for the Promotion of International Trade (hereinafter referred to as the “Hainan Sub-council”) promoted trade and investment with more efforts in all sectors, strengthened the overall planning of major economic and trade activities, and hosted the Marine Expo, the Creative Week, the Farmers' Expo, the Hainan Golf Expo and the Winter Fair.

(I) 2018 China (Hainan) International Marine Industry Expo (Marine Expo for short)

The Marine Expo which was hosted by the China Council for the Promotion of International Trade (CCPIT)

and undertaken by the Hainan Sub-council and the Hainan Provincial Department of Commerce was successfully held at the Hainan International Convention & Exhibition Center from September 28 to 30, 2018. In accordance with the requirements of “marketization, professionalism, internationalization and informationization”, this expo adopted innovative concept of exhibition, actively explored the mode of exhibition to the effect of being guided by the government, being operated by enterprises and ultimately realizing full marketization, introduced Zhenwei Exhibition, China’s largest private exhibition enterprise to participate in the investment and exhibition attraction, and made great breakthroughs in the exhibition size, layout of the exhibition hall and planning of the exhibition area content.

Firstly, the exhibition area expanded from the previous 13,200 square meters to 33,000 square meters, with the number of exhibition halls extended to three. On the basis of highlighting the marine fishery exhibition area, this exhibition added 7 exhibition areas totally involving marine tourism, marine bio-medicine, marine energy and chemical sectors, marine transportation, marine science & technology, smart ocean and education (military-civilian integration), covering all aspects of the marine industry.

Secondly, marketization of this exhibition was significantly improved. It was attended by the ocean-related enterprises from a total of 29 countries and regions, including the United States, France, Germany, Russia and Malaysia. In addition, participation of enterprises in cities and counties in Hainan Province was also significantly improved compared with previous years. The Hainan Sub-council invited all cities, counties and Yangpu Economic Development Zone in Hainan Province to this exhibition with a view to building a good communication platform for cities and counties to introduce their advantageous industries. 412 enterprises participated in this expo, including 5 global 500 ones. Enterprises from 18 cities and counties in Hainan Province were invited to this exhibition, displaying current situation and achievements of Hainan’s marine economic development.

Thirdly, the supporting activities were rich and colorful. During this exhibition, the Weilan Economic International Forum, the Product Procurement Matchmaking Conference, and the Aquatic Products Tasting Promotion Conference were held. Among others, the Weilan Economic International Forum, which was undertaken by the China Chamber of International Commerce, invited academician Baoan Song from the Chinese Academy of Engineering, academician Jianhua Zheng from the Chinese Academy of Sciences, Jinping Zhao, head of the Research Department of Foreign Economic Relations, the Development Research Center of the State Council, and Hongsheng Yang, executive deputy director of the Institute of Oceanology, Chinese Academy of Sciences, to deliver keynote speeches. The event was a complete success and was highly praised by the industry.

Finally, this exhibition led to high transaction volume. The number of professional visitors and buyers at home and abroad reached more than 3,000. A total of 18 units participated in the signing ceremony, with total contract amount of 2.18 billion yuan. Of them, Hainan Qinfu Industrial Co., Ltd. and Zhongke Deep Sea Industry (Shenzhen) Co., Ltd. concluded a strategic cooperation agreement on the spot to jointly create a blue floating island integrating marine tourism, fishing and leisure; the total contract amount hit 1.5 billion yuan,

the highest in history in terms of single amount of contracted cooperation projects. As the “one province, one exhibition” activity supported by CCPIT, the Marine Expo attracted strong support and participation from the General Council.

(II) The 9th China International Creative Design Week (the “Creative Week”) in 2018

This Creative Week was successfully held in Hainan from November 1 to 3, 2018. Under the theme of “creativity and customized better life” , relying on creation, it was designed to give play to local ecological characteristics and industrial characteristics, tap resources and potentials in Hainan Province, explore the operation mode of integration and branding related to the new countryside construction. By holding the creative beautiful countryside design contests, Hainan Province figured out a new way of conducting business, created characteristic urban and rural and personalized brand tourism products, and took the beautiful countryside construction as a booster for Hainan’ s economic transformation and development, to facilitate the construction of pilot free trade areas and tentatively of free trade ports with Chinese characteristics.

First, holding the creative design exhibition. With a focus on creative design products, this exhibition covered an exhibition area of 13,000 square meters, and was divided into six exhibition areas: international creative exhibition area, the creative city exhibition area, the creative tourism exhibition area, the creative life exhibition area, the cultural creation bazaar exhibition area and the intangible cultural heritage exhibition area. The on-site transaction and trade contract was worth 120 million yuan, with investment amount of 50 million yuan.

Second, holding the China Forum for MICE Industry Creative Development. Leaders of national MICE industrial associations, as well as well-known exhibitors at home and abroad, and representatives of industrial leaders were brought together in Haikou to offer suggestions for the development of the MICE industry in Hainan Province through keynote speeches and round-table discussions.

Third, holding beautiful countryside complex (shared farms) design contests. Targeted at Shuihou Villiage, Wenjiao Town, Wenchang, such contest gave the village new vitality via culture, art and creative design, and was held to conduct preliminary planning and design and create atmosphere for building a beautiful countryside complex (shared farms) integrating modern agriculture, leisure, tourism and rural communities together. This contest was attended by a total of more than 60 design institutions from home and abroad and teachers and students of design from 10 colleges and universities across the country.

Fourth, holding an international higher learning exhibition and creativity competition. Centered on Hainan’ s characteristic convention and exhibition projects and convention and exhibition resources of related cities and counties, this competition was held to collect the best scheme for exhibition activities to enhance the planning level of exhibition organizing by pooling wisdom of others. A total of 150 teams from 76 colleges and universities came to Qionghai for the finals.

(III) 2018 China Hainan (Tunchang) Farmers' Expo (hereinafter referred to as the "Farmers' Expo")

The Farmers' Expo was held at Nongbocheng, Tunchang, Hainan from May 18 to 22, 2018. The Hainan Sub-council was responsible for exhibitor introduction and booth management of the Farmers' Expo international agricultural products exhibition hall. In 2018, this exhibition hall covered an exhibition area of 336 square meters, with 32 standard booths. The Hainan Sub-council successfully invited 24 enterprises from 10 countries, say Vietnam, Thailand, Malaysia, Pakistan, India, Indonesia, Ghana, Uganda, South Korea and France. The exhibition involved 330 kinds of exhibits. The characteristic exhibits included coffee, durian cake, marble art decorations, wooden jewelry, crocodile leather products, brass statues and other tropical agricultural products and agricultural processed products. The on-site transaction volume was more than 600,000 yuan. And the total passenger flow totaled more than 120,000 during the exhibition period.

(IV) China (Hainan) International Golf Industry Expo in 2018 (hereinafter referred to as the "Hainan Golf Expo")

In 2018, the Hainan Golf Expo was held in Haikou, Chengmai and Qionghai from November 30 to December 4, 2018. The Hainan Sub-council conducted the activities mainly in three aspects. First, it hosted two investment promotion conferences in cities and counties. It invited domestic and foreign business representatives who were to participate in the event to hold investment promotion conferences in Qionghai City and Chengmai County. The two governments of the two regions introduced the local investment environment, tourism resources, investment projects, and characteristic industries at the promotion conferences, with 150 participants for each conference. Second, the Hainan Sub-council held international business and economic and trade cooperation exchange meeting for the international business community. The functional departments concerned in Hainan were invited to promote their investment environment, investment projects and golf industry in Hainan Pilot Free Trade Zone; officials from ASEAN embassies to China and representatives of business associations to promote their own investment environment and trade policies in Qionghai; and local enterprises in Hainan were invited for economic and trade exchanges and project matchmaking with overseas enterprises. Third, the Hainan Sub-council held International High-level Business Leaders Golf Tournament. It invited representatives of foreign trade promotion institutions, business associations and entrepreneurs as well as other representatives of related industries in Hainan in the tournament to promote commerce via golf. At present, various activities were being carried out in full swing.

(V) 2018 China (Hainan) International Tropical Agricultural Products Winter Fair (hereinafter referred to as the "Winter Fair")

Efforts were made to carry out investment and exhibition promotion and operation of the "Belt and Road" International Pavilion concerning the Winter Fair. The Winter Fair, which was jointly sponsored by the

Ministry of Agriculture and Rural Affairs, the China Council for the Promotion of International Trade, the All-China Federation of Supply and Marketing Cooperatives, and the Hainan Provincial People's Government, was held from December 12 to 16, 2018. The Hainan Sub-council was responsible for investment and exhibition promotion and operation of the "Belt and Road" International Pavilion. With the theme of "casting high-quality brands, strengthening the industry and vitalizing rural areas", this exhibition, which covered an exhibition area of 85,000 square meters and opened 36 exhibition halls (areas), attracted nearly 2,000 companies, with nearly 2,000 products on show. This exhibition was unprecedented in whether in the exhibition hall size, number of exhibitors or exhibition time compared with the previous ones. The Winter Fair has been successfully held 20 times, is an important platform for the agricultural exchanges and cooperation among the countries involved in the "Belt and Road" and the "Maritime Silk Road", serves as an important window to showcase agriculture, farmers and rural areas in Hainan Province, and is of great significance to improving quality and performance of Hainan's modern tropical characteristic agriculture, increasing farmers' income, and enhancing the influence of agricultural product brand and market competitiveness.

III. Prospects of the MICE industry in Hainan Province in 2019

Looking forward to the macro-environment and the development trend of the MICE industry at home and abroad in 2019, the MICE industry in Hainan Province is still faced with quantities of opportunities and challenges in its development. However, against the backdrop of building pilot free trade pilot zones and free trade ports with Chinese characteristics, 145 meetings with more than 1,000 participants are expected to be held in Hainan Province, with a year-on-year increase of 16%; 175 exhibitions are expected to be held, representing a year-on-year increase of 12.9%; and exhibition area is expected to reach 1.85 million square meters, up by 12.1% year on year.

(I) Opportunities and challenges

1. Development opportunities

From an international perspective, currently, the international MICE industry tends to shift its focus from Europe and the United States to emerging economies in the Asia-Pacific region. International exhibition giants are accelerating their efforts to seize the emerging MICE market in various ways. In addition, Las Vegas and Orlando in America, Davos in Switzerland and Dubai in the United Arab Emirates and other tourist cities are increasingly appealing to the MICE industry by guiding and promoting conventions and exhibitions with tourism, which makes the MICE converged in convention and exhibition cities that are driven by tourism resources.

From the domestic perspective, the size and quality of China's conventions and exhibitions continuously improve, and is moving towards a MICE power from a large MICE country.

In terms of provincial situation, Hainan has the merits of geological location, resources, ecology, policy and

tourism, and serves as an important strategic fulcrum of the “21st Century Maritime Silk Road”. At present, China is pressing ahead with the “Belt and Road” strategy, “Made in China 2025”, and supply side structural reform; the construction of pilot free trade zones and free trade ports with Chinese characteristics across the Hainan Island is deepening, the Beibu Gulf City Cluster and the Guangdong-Hong Kong-Macao Dawan District City Cluster are to be established; and strategic opportunities will come in the comprehensive development and utilization of the South China Sea, the implementation of the Master Plan for Sansha City, the pilot project of integrating multiple regulations into one and the MICE industry is to be listed among key development industries, all of these will bring about new opportunities, new space and new impetus to the MICE industry.

2. Challenges

Internationally, the MICE industry is developing with great rapidity in the cities in Singapore, Thailand, Bangkok, Macao and other Pan-South China Sea regions, and is especially attractive to hosting international conferences. Domestically, the Chinese economy has entered a new normal, the downward pressure on the economy is mounting, and the development of the MICE industry has gradually entered a new normal. The development mode of MICE is transforming from quantity expansion to quality improvement. With the formation of the four major exhibition city clusters, namely the Beijing-Tianjin-Hebei region, the Yangtze River Delta region, the Pearl River Delta region and the Wuhan-Chongqing-Chengdu region, the regional intensiveness of the MICE industry is on the rise. All provinces and cities are fostering and developing the MICE industry as a new area of economic growth, and have introduced a host of support policies one after another in terms of finance, finance and talents. The competition in the MICE industry will become increasingly fierce.

(II) Positioning of future development

1. International tourism & exhibition island

Based on South China, by radiating the Pan-South China Sea, serving the “Belt and Road” strategy and looking to the world and with Florida, America as a benchmark, Hainan Province will build itself into an international tourism, convention & exhibition island that is tourism-driven and integrates tourism, conventions, exhibitions, festivals, events and other industries. First, the conference industry will achieve its full coverage of international and domestic conferences of all scales that involve all high and medium-end industries; and second, efforts will be made to bring together six major industries such as tourism, high-efficiency tropical agriculture, medical care & health, pharmacy, aerospace technology, as well as education, culture, sports & entertainment so as to create an exhibition industry covering key areas.

2. Convention, exhibition and business cluster

Efforts will be made to integrate and pool exhibition resources of the entire province, make full use of the

existing policies of Hainan as an International Tourism Island and other policies on further opening up in the future to build convention, exhibition and business clusters. The key cities and counties related to the MICE industry will share the special policy on the business cluster area, and the Haikou government will select the site and promote the construction of the clusters.

(III) Suggestions for future development

1. Promoting internationalized development of conventions and exhibitions

(1) Expanding cooperation and exchanges at home and abroad. We will vigorously expand cooperation channels at home and abroad, actively participate in international and regional convention and exhibition alliance organizations, found the Beibu Gulf City Convention & Exhibition Alliance and the Pan-South China Sea City Convention & Exhibition Alliance, and join the Pan-Pearl River Delta Regional City Exhibition Alliance. We will encourage convention and exhibition institutions and enterprises in Hainan Province to join CAEC, UFI, ICCA, IAEE, SITE and other domestic and international convention and exhibition organizations, actively participate in the activities of the well-known convention and exhibition institutions at home and abroad in Shanghai, Guangzhou, Hong Kong, Hanover, Dubai, Las Vegas and other cities, and encourage convention and exhibition projects to obtain international certification.

(2) Strengthening marketing and publicity at home and abroad. We will expand convention and exhibition promotion at home and abroad, increase contacts and exchanges with all sorts of prestigious exhibition organizations at home and abroad, such as Hannover Exhibition, Frankfurt Exhibition, Exhibition Centre Cologne, Munich Exhibition, Reed Exhibition, China International Exhibition Center, and learn from domestic and international marketing experience in the MICE industry to promote Hainan's MICE industry towards a high international level. We'll organize convention and exhibition promotion activities abroad, especially in the countries along the "Belt and Road" and the Pan-South China Sea countries, publicize the development environment of the MICE industry in Hainan Province, expand popularity of the MICE industry in Hainan Province at home and abroad, and enhance its international influence.

2. Achieving branding of conventions and exhibitions

(1) Enhancing characteristic exhibition brands. We'll make more efforts to create a number of leading exhibition brands, and continuously enhance the internationalization level of the Expo Forum for Asia Annual Meeting, Hainan International Tourism Trade Expo, China (Hainan) International Tropical Agricultural Product Winter Fair, the Hainan Rendez-Vous, and China (Hainan) International Marine Industry Expo to build leading convention and exhibition brands. We'll consolidate and enhance regional and local characteristic brands, and enhance the quality of exhibitions such as the Sanya Tropical Orchid Expo, the Hainan Maritime Business Expo, HNTEC, International Tourism Island Triangle Plum Exhibition, the RTRV Show, the Leisure & Tourism Expo and the Wedding Expo.

(2) Strengthening cooperation on brand resources. We' ll integrate relevant exhibition brand resources, accelerate the branding process of the MICE industry in Hainan Province, and further improve the overall development level of the MICE industry. We' ll strive to obtain support of the state in our undertaking MICE activities hosted by national ministries and commissions. We' ll strengthen cooperation with the cities in the Yangtze River Delta and the Pearl River Delta as well as the cities with better MICE development in China. We' ll double our efforts to introduce international and national brand exhibitions and famous exhibition tours which are suited to Hainan' s tourism, agriculture, oceanology, culture, education, science and technology and other industries. And it' s crucial to strive to make the China-Africa Cooperation Forum, the China-EU Business Summit, the China-Latin America Forum, the Shanghai Cooperation Organization (SCO) and other important international conferences with no fixed venues held in Qionghai.

(3) Fostering emerging exhibition brands. We' ll make full use of the industrial advantages of characteristic products, tourism, agriculture, oceanology, medical care & health and so on to specially cultivate the Hainan International Tourism Trade Expo and raise it to the level of the China South Sea Service Trade Expo which is jointly sponsored by relevant national ministries or commissions and the Hainan Provincial Government and which is open to the world. Combined with the strategic emerging industries such as the Internet, health, new energy automobiles, energy conservation and environmental protection, we will strive to cultivate a batch of professional exhibitions in a number of emerging fields such as the New Energy Electric Vehicle Expo, the Health & Life Expo, the Medical Care & Tourism Expo, the Automobile Life Expo, and the Green Life Expo. We will grasp the new trends and new highlights of consumption in the industry, introduce new concepts, new trends and new fashions to exhibition, and explore innovation and business starting exhibitions, creativity exhibitions, VR interactive experience exhibitions, smart life exhibitions, health and wellness exhibitions, and future technology products exhibitions.

3. Promoting marketization of conventions and exhibitions

(1) Transforming the concept of government administration. We' ll work to explore the establishment of the exit mechanism of government hosting exhibitions to have governments at all levels gradually withdraw from their dominant roles in exhibition and reduce direct intervention of the government in exhibition activities, strengthen the roles of the industry in planning, guidance and services, and strengthen pre-planning, coordination in the process and post-supervision. The government needs to gradually provide more services in purchase on the part of enterprises, encourage enterprises to undertake the exhibition activities originally organized by the government according to market demand through participation in bidding, acceptance of commission and authorized operation; and we' ll gradually form the modern mode of MICE development which is dominated by professional exhibition enterprises and is supplemented with government participation.

(2) Cultivating and expanding market players. We' ll encourage state-owned enterprises and state-owned assets to get involved in the MICE industry, and make greater efforts to cultivate domestically influential local convention and exhibition enterprises and leading MICE enterprises, and support the founding of highly competitive local MICE enterprise groups through acquisition, merger, shareholding, equity participation and

joint ventures. We' ll select renown exhibition enterprises at home and abroad as our partners, concentrate financial resources and a variety of exhibition resources in the form of equity investment, cooperative operation, and entrusted operation, adopt the market-oriented operation mode and establish large-scale joint-stock exhibition platform companies. We' ll support small and medium-sized exhibition enterprises with development potential to accelerate development.

4. Promoting smart conventions and exhibitions

It' s necessary to take full advantage of the Internet platform and information technology application, and actively implement the “Internet + Exhibition” to build a whole industrial chain smart exhibition strategy, so as to achieve intelligent applications, smart management, smart marketing, smart exhibition and smart services.

(1) Building exhibition big data centers. We' ll build the Hainan Smart Convention and Exhibition Big Data Center based on the statistical system construction in the MICE industry. The construction of such big data centers, will enable us to conduct collection, management and processing analysis of the data of the MICE industry in Hainan, carry out scientific evaluation and decision-making of the development level of the MICE industry, conduct precise marketing to exhibitors, provide refined services to convention and exhibition participants, facilitate publicity, promotion and results display of conventions and exhibitions to the public and improve the intelligent office level and service quality of the MICE authority.

(2) Constructing convention & exhibition information service platform. We' ll channel greater efforts to construct the Hainan Convention & Exhibition Network, and based on such network and combined with cloud computing, big data, Internet of Things, and mobile internet build the Hainan Smart Convention & Exhibition Information Service Platform. Through service platform release and convention & exhibition information through the query, we will realize statistics, support project fund declaration, encourage information sharing among convention and exhibition enterprises, promote cooperation and exchanges among enterprise, and extend the convention and exhibition industry chain.

(3) Constructing convention and exhibition network trading platforms. We' ll integrate resources of Hainan' s existing online exhibition and trading platforms, and based on Hainan Convention & Exhibition Network build the Hainan Convention & Exhibition Network Trading Platform by working with industrial websites and professional market websites to achieve complementation between online and offline and between physical and online transactions.

5. Strengthening industrial integration and linkage

(1) Strengthening integration and linkage between the MICE industry and the tourism industry. We will apply Hainan tourism brand image to convention and exhibition publicity and investment promotion. We' ll upgrade and expand the MICE industry appropriately according to its industrial characteristics by relying on the business network already formed in the tourism industry in terms of market promotion, marketing network and organizational structure.

(2) Promoting integration between the MICE industry and other key industries. Relying on the ecological environment, special economic zones and international tourist islands, resources and industrial advantages, and combined with preferential policies of Hainan Island in tax exemption, health and medical care, we will conduct deep matchmaking and resources integration with key industries through major elements of the MICE industry, focus our attention to holding a batch of professional brand exhibitions and high-quality exhibitions under the refined market, promote cooperation and integration of the MICE industry with key industries to strive for one brand exhibition in each key industry.

6. Strengthening the construction of convention and exhibition facilities

(1) Constructing convention, exhibition and business clusters. We will build MICE industrial clusters that integrate conventions & exhibitions, convention & exhibition services (organizing, planning, design, installation, advertising, printing, leasing of conventions and inventions), education and training, as well as accommodation, shopping, catering, entertainment and other functions by centering around new venues. We' ll extend the functions of exhibitions and exhibitions, develop modern service sectors such as business officing, commerce, finance, culture, entertainment, tourism leisure, trade and logistics, as well as urban functions such as residence, recreation and transportation, and build convention & exhibition cities with composite urban functions that conventions & exhibitions take a lead, are underpinned by the industry and are featured by business.

(2) Accelerating the construction of other convention and exhibition centers. We' ll concentrate on building convention and exhibition centers in key cities and counties related to the MICE industry and strictly control other cities and counties in their building of other professional convention and exhibition centers. We' ll actively promote the integration of space resources, and with industrial parks, professional markets, commercial and trade complexes, museums, cultural centers, gymnasiums, hotels, park squares and the like as the carrier, make the layout of differentiated and distinctive exhibitions and exhibition areas rational, extend display time and space, and expand display trading functions.

(3) Upgrading original exhibition centers. We' ll encourage and support the renovation and upgrading of centers such as Hainan International Conference & Exhibition Center, improve the supporting convention and exhibition services, improve the surrounding environment and enhance services. We' ll renovate existing centers, upgrade equipment and facilities and enhance information technology application and intelligence of the centers to meet modern exhibition demand. We' ll re-plan space, tap potential and increase efficiency, make the best of indoor and outdoor space of facilities, and increase exhibition area. We' ll support the construction of supporting service facilities of the surroundings such as accommodation, catering, leisure and entertainment, and improve the surrounding traffic conditions. We' ll improve the surrounding environment, improve the quality of facilities, enhance space vitality, and improve the service level of the centers.

Appendix 1

Schedule of Trade and Economic Fairs held in
Mainland China in 2018 (above 20,000 m²)

S/N	Exhibition Name	Opening Date	Duration (Days)	Province/ Autonomous Region/ Municipality	City	Venue	Area (m ²)
1	2018 2nd China Marathon Expo	2018/01/04	2	Fujian	Xiamen	Xiamen International Convention and Exhibition Center	20000
3	Beijing Book Fair 2018	2018/01/10	4	Beijing	Beijing	China International Exhibition Center (Sanyuanqiao)	50000
4	2018 1st China Xiamen Sports Industry Expo	2018/01/12	3	Fujian	Xiamen	Xiamen International Convention and Exhibition Center	20000
5	2018 China Ice-cream & Frozen & Chilled Food Exhibition	2018/01/12	3	Beijing	Beijing	China International Exhibition Center (Shunyi)	20000
6	2018 44th China Fur & Leather Products Fair	2018/01/12	4	Beijing	Beijing	China National Convention Center	30000
7	2018 China International Fashion Expo	2018/01/12	4	Beijing	Beijing	Beijing Exhibition Center	20000
8	2018 3rd Hainan International Tourism Trade Expo	2018/01/12	4	Hainan	Sanya	Sanya Beauty Crown Hainan International Expo Center	60000
9	2018 12th China (Sanya) International Orchid Show	2018/01/12	7	Hainan	Sanya	Sanya Orchid World Cultural Tourism Zone	80000
10	Cross-Straits Esports Tournament	2018/01/13	2	Shanghai	Shanghai	Shanghai World Expo Exhibition & Convention Center	25000
11	2008 Guangxi Citrus Marketing Conference Citrus Expo	2018/01/13	2	Guangxi	Nanning	Nanning International Convention and Exhibition Center	20000
12	2018 Great Wall• Harbin Electric Vehicles & New Energy Exhibition	2018/01/16	2	Heilongjiang	Harbin	Harbin International Convention and Exhibition Center	40000
13	2018 33rd China Shanghai International Wedding Photographic Equipment Exhibition	2018/01/16	4	Shanghai	Shanghai	The Shanghai New International Expo Center	120000
14	Bricks and Mortar Auto Show (Qingdao)	2018/01/19	3	Shandong	Qingdao	Qingdao Huaxiu International Convention and Exhibition Center	20000
15	2018 Nanjing Decorative Materials Fair	2018/01/19	4	Jiangsu	Nanjing	Nanjing International Expo Center	36000
16	2018 14th Asian Sporting Goods and Fashion Show	2018/01/24	4	Beijing	Beijing	China National Convention Center	45000
17	2018 Guizhou Boutique Purchases Carnival for Spring Festival & Quality Products Import and export Expo	2018/01/24	5	Guizhou	Guiyang	Guiyang International Convention and Exhibition Center	20000
18	2018 13th Beijing International Finance Expo	2018/01/25	4	Beijing	Beijing	Beijing Exhibition Center	30000
19	2018 16th Wenzhou "Spring Festival" Commodity Fair	2018/01/27	8	Zhejiang	Wenzhou	Wenzhou International Expo Center	40000
20	2018 9th China Yuyao Hemudu Agricultural Expo and 5th China Soft-shelled Turtle Festival	2018/02/02	5	Zhejiang	Yuyao	Yuyao Convention and Exhibition Center	28000
21	2018 9th Jilin Winter Agricultural Exposition	2018/02/02	20	Jilin	Changchun	Changchun Modern Agricultural Park	200000
22	2018 Hundred City Tour Exhibition Changchun Station	2018/02/03	2	Jilin	Changchun	Changchun International Convention and Exhibition Center	20000
23	2018 Guangzhou Auto Service Exhibition and Auto Parts Trade Fair	2018/02/17	3	Guangdong	Guangzhou	China Import & Export Fair Complex	125950
24	2018 14th China Pumps & Electrical Machinery Exhibition	2018/02/22	3	Zhejiang	Taizhou	Wenling Convention Exhibition Center	30000
25	SIOF 2018	2018/02/24	3	Shanghai	Shanghai	INTEX Shanghai	80000
26	2018 Shandong Ji'nan International CNC Machine Tool Exhibition	2018/02/25	3	Shandong	Ji'nan	Ji'nan International Convention and Exhibition Center	40000
27	2018 China Fish	2018/02/26	3	Beijing	Beijing	China International Exhibition Center (Shunyi)	26700
28	2018 Wuhan Decor & Building Material Fair	2018/02/27	2	Hubei	Wuhan	Wuhan International Conference & Exhibition Centre	40000

* The data in this table exclude non-economic trade fairs, and exhibitions whose area data have not been collected.

* The data in this table exclude Hong Kong, Macao, and Taiwan regions; no data have been obtained from the Tibet Autonomous Region.

* The number and area of the exhibitions in this table are subject to the data published by the organizer. If the organizer haven't released the data, the data published by the venues shall prevail.

* The data in this table are sorted according to the opening day in ascending order.

S/N	Exhibition Name	Opening Date	Duration (Days)	Province/ Autonomous Region/ Municipality	City	Venue	Area (m ²)
29	2018 (Spring) Beijing Tianjin Hebei Advertising Four New & LED Lighting Exhibition (Cangzhou)	2018/02/27	3	Hebei	Cangzhou	Cangzhou International Convention and Exhibition Center	22000
30	The 16th China International Automotive Aftermarket Industry and Tuning (Spring) Trade Fair 2018	2018/02/28	3	Guangdong	Shenzhen	Shenzhen Convention & Exhibition Center	110000
31	2018 Guangzhou International Travel Fair (GITF)	2018/03/01	3	Guangdong	Guangzhou	China Import & Export Fair Complex	35750
32	2018 28th East China Import and Export Fair	2018/03/01	4	Shanghai	Shanghai	The Shanghai New International Expo Center	125000
33	2018 Spring Residential Department Home Fair	2018/03/03	3	Jiangsu	Nanjing	Nanjing International Expo Center	36000
34	2018 18th DPES Sign Expo China	2018/03/03	4	Guangdong	Guangzhou	Poly World Trade Center Expo	70000
35	2018 ISLE - Intelligent Signs & LED Exhibition, Guangzhou	2018/03/03	4	Guangdong	Guangzhou	China Import & Export Fair Complex	120000
36	2018 26th China International Auto Accessories and Modification Expo	2018/03/03	4	Beijing	Beijing	China International Exhibition Center (Shunyi)	250000
37	2018 6th China (Guangzhou) Int'l Vending Machines & Self-service Facilities Fair	2018/03/04	3	Guangdong	Guangzhou	China Import & Export Fair Complex	25000
38	2018 36th Guangzhou International franchise Exhibition	2018/03/04	3	Guangdong	Guangzhou	China Import & Export Fair Complex	30000
39	2018 20th China Guangzhou International Investment & Finance Expo	2018/03/04	3	Guangdong	Guangzhou	China Import & Export Fair Complex	20000
40	2018 19th Nanjing Health Care Industry Forum and Exhibition	2018/03/04	3	Jiangsu	Nanjing	Nanjing International Exhibition Center	20000
41	BIHAI (China) Spring Fishing Industry Expo 2018	2018/03/04	4	Tianjin	Tianjin	Tianjin Mei Jiang Convention Center	140000
42	2018 18th China (Shanghai) International Optics Fair	2018/03/05	3	Shanghai	Shanghai	Shanghai World Expo Exhibition & Convention Center	70000
43	2018 20th China Harbin International Advertising New Media, New Technologies, New Equipment, New Materials Exhibition	2018/03/05	3	Heilongjiang	Harbin	Harbin International Convention and Exhibition Center	20000
44	2018 12th China (Linyi) Solar Water Purifier Spring Exhibition	2018/03/05	3	Shandong	Linyi	Linyi South of Shandong International Convention and Exhibition Center	35000
45	2018 13th China (Shandong) International Agricultural Machinery Fair	2018/03/06	3	Shandong	Ji'nan	Ji'nan International Convention and Exhibition Center	20000
46	2018 20th Chenghua Jinan International CNC Machine Tool Exhibition	2018/03/06	3	Shandong	Ji'nan	Ji'nan International Convention and Exhibition Center	60000
47	2018 15th Hebei (Spring) Medical Equipments & Apparatus Exhibition	2018/03/06	3	Hebei	Shijiazhuang	Shijiazhuang Liberation Square Convention and Exhibition Center	21000
48	2018 Sliding Doors, Doors and Windows, Wooden Doors, Decorative Materials Exhibition	2018/03/06	3	Henan	Zhengzhou	Central China International Expo Center	20000
49	2018 2nd China Zhengzhou International High-end Integrated Home Furnishing and Sliding Door Exhibition	2018/03/06	3	Henan	Zhengzhou	Zhengzhou International Convention and Exhibition Centre	22500
50	2018 18th China Xiamen International Stone Fair	2018/03/06	4	Fujian	Xiamen	Xiamen International Convention and Exhibition Center	180000
51	2018 Northeastern (Changchun) New Energy Electric & Motorcycle & Accessory Exhibition	2018/03/07	2	Jilin	Changchun	Changchun International Convention and Exhibition Center	30000
52	China International seed Trade Exhibition 2018	2018/03/07	3	Shanghai	Shanghai	The Shanghai New International Expo Center	80000
53	2018 Shanghai International Machine Visual Technology and Industrial Application Exhibition	2018/03/07	4	Shanghai	Shanghai	National Exhibition and Convention Center (Shanghai)	70000
54	2018 5th Shanghai International Cutting Tools and Equipments Exhibitions	2018/03/07	4	Shanghai	Shanghai	National Exhibition and Convention Center (Shanghai)	30000
55	China Machine Tool Exhibition 2018(CME)	2018/03/07	4	Shanghai	Shanghai	National Exhibition and Convention Center (Shanghai)	70000
56	2018 5th China (Shanghai) International AGV Car Exhibition	2018/03/07	4	Shanghai	Shanghai	National Exhibition and Convention Center (Shanghai)	70000
57	2018 (Spring) Shenzhen International Home Textiles & Home Decoration Fair	2018/03/07	4	Guangdong	Shenzhen	Shenzhen Convention & Exhibition Center	130000
58	2018 6th China (Nanchang) Baby Products Exhibition	2018/03/08	3	Jiangxi	Nanchang	Nanchang Greenland International Expo Center	20000
59	2018 34th West International Medical Apparatus Fair	2018/03/08	3	Shaanxi	Xi'an	Xian Qujiang International Conference and Exhibition Centre	25000
60	2018 China Appliance & Electronics World Expo	2018/03/08	4	Shanghai	Shanghai	The Shanghai New International Expo Center	120000
61	2018 22nd West (Chengdu) Medical Equipment Exhibition	2018/03/09	3	Sichuan	Chengdu	New International Convention & Exposition Center Chengdu Century City	80000
62	2018 Laboratory Medicine and Blood Transfusion Expo Western Chengdu	2018/03/09	3	Sichuan	Chengdu	New International Convention & Exposition Center Chengdu Century City	50000
63	2018 5th China Langfang Pet Life Expo	2018/03/09	3	Hebei	Langfang	Langfang International Convention & Exhibition Center	20000

Appendix 1 Schedule of Trade and Economic Fairs held in Mainland China in 2018 (above 20,000 m²)

S/N	Exhibition Name	Opening Date	Duration (Days)	Province/ Autonomous Region/ Municipality	City	Venue	Area (m ²)
64	2018 China Huaxia Housing and Furnishing Exposition (Changsha)	2018/03/09	3	Hunan	Changsha	Changsha International Convention and Exhibition Center	30000
65	2018 China Huaxia Housing and Furnishing Exposition (Shanghai) (March)	2018/03/09	3	Shanghai	Shanghai	Shanghai World Expo Exhibition & Convention Center	30000
66	2018 23rd China (Shanghai) International Toys Exhibition & Shanghai 54th Toys Exhibition	2018/03/09	3	Shanghai	Shanghai	Shanghai Everbright Convention & Exhibition Center	50000
67	2018 China (Wenzhou) Int'l Industry Fair	2018/03/09	3	Zhejiang	Wenzhou	Wenzhou International Expo Center	45000
68	2018 9th Wuhan Home Expo	2018/03/09	3	Hubei	Wuhan	Wuhan International Expo Center	39600
69	2018 11th Xuzhou New Energy Automobile, Electric Tricycle and Parts Exhibition	2018/03/09	3	Jiangsu	Xuzhou	Xuzhou International Exhibition Centre	48000
70	2018 19th Hunan Changsha Haotian Advertising Four New and Media Exhibition	2018/03/09	3	Hunan	Changsha	Changsha Hong Xing International Exhibition Center	24000
71	2018 Donnor Chongqing Home Expo	2018/03/09	3	Chongqing	Chongqing	Chongqing International Convention and Exhibition Center	20000
72	MWEXPO CHINA	2018/03/09	3	Shandong	Qingdao	Qingdao International Convention and Exhibition Centre	30000
73	2018 25th Chengdu Home Expo	2018/03/09	4	Sichuan	Chengdu	New International Convention & Exposition Center Chengdu Century City	30000
74	2018 China (Nanjing) International Auto Show	2018/03/09	4	Jiangsu	Nanjing	Nanjing International Exhibition Center	22500
75	2018 China Shenyang Automobile Trade Fair	2018/03/09	4	Liaoning	Shenyang	Shenyang International Exhibition Center	100000
76	2018 26th China (Beijing) International Building Decorations & Building Materials Exposition	2018/03/09	4	Beijing	Beijing	China International Exhibition Center (Shunyi)	180000
77	2018 26th China (Beijing) International Building Decorations & Building Materials Exposition	2018/03/09	4	Beijing	Beijing	China International Exhibition Center (Sanyuanqiao)	27036
78	2018 Building Materials Super Festival	2018/03/10	2	Fujian	Fuzhou	Fuzhou Strait International Convention and Exhibition Center	30000
79	2018 24th Chengdu Wedding Expo	2018/03/10	2	Sichuan	Chengdu	New International Convention & Exposition Center Chengdu Century City	22000
80	2018 13th Nanjing Home Expo Brand	2018/03/10	2	Jiangsu	Nanjing	Nanjing International Exhibition Center	20000
81	2018 48th China (Guangzhou) International Beauty Expo	2018/03/10	3	Guangdong	Guangzhou	China Import & Export Fair Complex	140000
82	2018 10th Zhejiang Ningbo Wedding Expo	2018/03/10	3	Zhejiang	Ningbo	Ningbo International Convention and Exhibition Center	20000
83	2018 China (Foshan) Window-Door Expo	2018/03/10	3	Guangdong	Foshan	Tanzhou International Convention and Exhibition Center	50000
84	2018 25th China International Exhibition on Packaging Machinery & Materials	2018/03/10	3	Guangdong	Guangzhou	China Import & Export Fair Complex	48000
85	2018 25th South China International Exhibition on Printing Industry	2018/03/10	3	Guangdong	Guangzhou	China Import & Export Fair Complex	100000
86	2018 6th China Shahe Glass Trading Exposition	2018/03/10	4	Hebei	Xingtai	Shahe International Convention and Exhibition Center	20000
87	2018 29th China Hebei Plant Protection Information Exchange & Pesticide and Sprayer Facilities Fair	2018/03/11	2	Hebei	Shijiazhuang	Hebei Huichun Expo Center	35000
88	2018 24th China Window Door Facade Expo	2018/03/11	3	Guangdong	Guangzhou	Poly World Trade Center Expo	85000
89	2018 12th China (Jinan) International Lighting and LED Optoelectronics Industry Expo	2018/03/11	3	Shandong	Ji'nan	Ji'nan International Convention and Exhibition Center	20000
90	2018 31st Spring China (Zhengzhou) Central Advertising Show	2018/03/11	3	Henan	Zhengzhou	Zhengzhou International Convention and Exhibition Centre	40000
91	2018 14th China (Linyi) Agricultural Materials Trade Fair	2018/03/12	3	Shandong	Linyi	Linyi South of Shandong International Convention and Exhibition Center	20000
92	2018 10th China (Linyi) Agricultural Machinery Exhibition	2018/03/12	3	Shandong	Linyi	Linyi South of Shandong International Convention and Exhibition Center	40000
93	2018 7th China (Linyi) Seedlings, Flowers, Garden Machinery and Supplies Expo	2018/03/12	3	Shandong	Linyi	Linyi South of Shandong International Convention and Exhibition Center	20000
94	2018 Customized Home, Cabinet Wardrobe and Accessories, Woodworking Machinery Exhibition	2018/03/12	3	Henan	Zhengzhou	Central China International Expo Center	25000
95	2018 Guangzhou International Green Seeding Fair	2018/03/13	3	Guangdong	Guangzhou	Guangzhou International Sourcing Center	40000
96	DPES Sign & LED Expo China 2018	2018/03/13	3	Hunan	Changsha	Changsha International Convention and Exhibition Center	26000
97	SEMICON/FPD China 2018	2018/03/14	3	Shanghai	Shanghai	The Shanghai New International Expo Center	60000

S/N	Exhibition Name	Opening Date	Duration (Days)	Province/ Autonomous Region/ Municipality	City	Venue	Area (m ²)
98	2018 China Appliance & Electronics World Expo	2018/03/14	3	Shanghai	Shanghai	The Shanghai New International Expo Center	130000
99	2018 China International Trade Fair for Home Textiles and Accessories	2018/03/14	3	Shanghai	Shanghai	National Exhibition and Convention Center (Shanghai)	27000
100	2018 China International Trade Fair for Fibers and Yarns (Spring)	2018/03/14	3	Shanghai	Shanghai	National Exhibition and Convention Center (Shanghai)	26000
101	2018 China International Exhibition on Clothing Accessories (Spring)	2018/03/14	3	Shanghai	Shanghai	National Exhibition and Convention Center (Shanghai)	100000
102	Leisure water Pool spa China shanghai 2018	2018/03/14	3	Shanghai	Shanghai	Shanghai Mart Exhibition Center	30000
103	2018 LASER World of Photonics China (Light Fair 2018 Munich Shanghai)	2018/03/14	3	Shanghai	Shanghai	The Shanghai New International Expo Center	51750
104	2018 5th China (Shanghai) Int'l Health, Wellness, Fitness Expo	2018/03/14	3	Shanghai	Shanghai	Shanghai World Expo Exhibition & Convention Center	65000
105	2018 China International Trade Fair for Apparel Fabrics and Accessories	2018/03/14	3	Shanghai	Shanghai	National Exhibition and Convention Center (Shanghai)	182000
106	2018 31st Zhejiang International Medical, Scientific, Education Equipment, Supplies & Technology Exhibition	2018/03/14	4	Zhejiang	Hangzhou	Hangzhou White Horse Lake International Convention and Exhibition Center	30000
107	2018 China 8th Shanghai Hot Water Heating, Heating, Drying and Special Applications Exhibition	2018/03/15	3	Shanghai	Shanghai	Shanghai Everbright Convention & Exhibition Center	25000
108	2018 (Spring) Beijing Tianjin Hebei Advertising Four New & LED Lighting Exhibition (Tangshan)	2018/03/15	3	Hebei	Tangshan	Tangshan International Conference & Exhibition Center	22000
109	Construct Tech 2018-China International Building Technologies, Building Materials & Construction Equipment Exposition	2018/03/15	3	Beijing	Beijing	China International Exhibition Center (Sanyuanqiao)	55000
110	2018 China International Civil and Military Integration Exhibition	2018/03/15	4	Shaanxi	Xi'an	Xian Qujiang International Conference and Exhibition Centre	30000
111	2018 8th China (Xi'an) International Charging Pile & Station Technical Equipment Expo	2018/03/15	4	Shaanxi	Xi'an	Xian Qujiang International Conference and Exhibition Centre	20000
112	2018 1st Nanjing International Musical Instrument Industry Exhibition	2018/03/15	4	Jiangsu	Nanjing	Nanjing International Exhibition Center	23000
113	2018 China West International Equipment Manufacturing Exposition	2018/03/15	4	Shaanxi	Xi'an	Xian Qujiang International Conference and Exhibition Centre	70000
114	2018 China (Tianjin) Int'l Industry Fair	2018/03/15	4	Tianjin	Tianjin	Tianjin Mei Jiang Convention Center	90000
115	2018 25th China (Beijing) International Wallpapers, Wallcloth, Curtain and Soft Decoration Exhibition	2018/03/15	4	Beijing	Beijing	China International Exhibition Center (Shunyi)	120000
116	2018 CUM 315 International Consumer goods (Dalian) Exhibition	2018/03/15	5	Liaoning	Dalian	Dalian World Expo Center	30000
117	2018 Jiangsu International Solar Photovoltaic Exhibition and Forum	2018/03/16	3	Jiangsu	Nanjing	Nanjing International Exhibition Center	20000
118	2018 12th International New Energy Auto Expo	2018/03/16	3	Shandong	Ji'nan	Ji'nan International Convention and Exhibition Center	75000
119	2018 2nd China (Linyi) Toy Industry Expo	2018/03/16	3	Shandong	Linyi	Linyi International Expo Center	20000
120	2018 17th China (Nanjing) International Machine Tool Exhibition	2018/03/16	3	Jiangsu	Nanjing	Nanjing International Expo Center	50000
121	CNMTE 2018	2018/03/16	3	Jiangsu	Nanjing	Nanjing International Expo Center	22200
122	2018 4th China (Jiangsu) International Pet Aquatic Products Exhibition & 4th Central China International Pet Aquatic Products Exhibition	2018/03/16	3	Jiangsu	Nanjing	Nanjing International Exhibition Center	30000
123	2018 Shandong International Tissue Paper & Sanitary Paper Products Exhibition	2018/03/16	3	Shandong	Ji'nan	Shandong Machinery Equipment Exhibition Center	20000
124	2018 Liaoning Modern Agricultural Exhibition Fair	2018/03/16	3	Liaoning	Shenyang	Shenyang International Exhibition Center	20000
125	2018 12th China Yunnan Advertising Four New & LED Lighting Exhibition	2018/03/16	3	Yunnan	Kunming	Kunming International Convention and Exhibition Center	60000
126	2018 15th China Taizhou Electric Bicycle and Spare Part Exhibition	2018/03/16	3	Zhejiang	Taizhou	Taizhou International Convention and Exhibition Center	35000
127	Auto Carnival Festival of Wuxi	2018/03/16	3	Jiangsu	Wuxi	Wuxi Taihu International Expo Center	31200
128	2018 21st Changchun Advertisement Printing & LED Lighting Expo	2018/03/16	3	Jilin	Changchun	Changchun International Convention and Exhibition Center	30000
129	CWME 2018	2018/03/16	3	Chongqing	Chongqing	Chongqing International Convention and Exhibition Center	20000
130	2018 China Jiangsu International Products for Maternity and Baby Exhibition	2018/03/16	3	Jiangsu	Nanjing	Nanjing International Exhibition Center	30000
131	2018 27th Wenzhou Home Expo	2018/03/16	3	Zhejiang	Wenzhou	Wenzhou International Expo Center	45000
132	Kunbao Spring Auto Show 2018	2018/03/16	3	Jiangsu	Kunshan	Kunshan Convention & Exhibition Center	24000
133	2018 11th China Huaxia Housing and Furnishing Exposition (Qingdao)	2018/03/16	3	Shandong	Qingdao	Qingdao International Convention and Exhibition Centre	23000
134	2018 China Huaxia Housing and Furnishing Exposition (Zhengzhou)	2018/03/16	3	Henan	Zhengzhou	Zhengzhou International Convention and Exhibition Centre	26000

Appendix 1 Schedule of Trade and Economic Fairs held in Mainland China in 2018 (above 20,000 m²)

S/N	Exhibition Name	Opening Date	Duration (Days)	Province/ Autonomous Region/ Municipality	City	Venue	Area (m ²)
135	2018 21st Beijing (Spring) International Jewelry Jade Jewelry Exhibition	2018/03/16	4	Beijing	Beijing	National Agriculture Exhibition Center	26000
136	2018 20th Northeast China International Dental Equipments Fair	2018/03/16	4	Liaoning	Shenyang	Shenyang New World Expo	20000
137	2018 39th International Famous Furniture Fair (Dongguan)	2018/03/16	5	Guangdong	Dongguan	GD Modern International Exhibition Center	745000
138	2018 China Wedding Expo (Wuhan)	2018/03/17	2	Hubei	Wuhan	Wuhan International Expo Center	39600
139	2018 1st Beijing (International) RV Cultural Tourism Exposition	2018/03/17	3	Beijing	Beijing	National Agriculture Exhibition Center	50000
140	2018 42nd China Lanzhou (Spring) International Advertising/LED Lighting/Printing and Packaging and Office Equipment Exhibition	2018/03/17	3	Gansu	Lanzhou	Gansu International Convention and Exhibition Center	20000
141	2018 Guangzhou International Kids Industry Expo	2018/03/17	3	Guangdong	Guangzhou	Nan Fung International Convention & Exhibition Center	25000
142	2018 22nd Inner Mongolia Agriculture Exposition	2018/03/17	3	Inner Mongolia	Huhot	Inner Mongolia International Convention and Exhibition Center	26000
143	2018 14th China Cixi Household Appliances Expo	2018/03/17	3	Zhejiang	Cixi	Cixi Exhibition Center	30000
144	Spring of Spring 2018 China (Shanxi) 20th Shanxi Advertisements	2018/03/17	3	Shanxi	Taiyuan	China Taiyuan Coal Transaction Center	20000
145	2018 13th China (Heze) International Agricultural Fair	2018/03/17	3	Shandong	Heze	Heze International Convention and Exhibition Center	25000
146	2018 China (Foshan) International Furniture Fair	2018/03/17	4	Guangdong	Foshan	Tanzhou International Convention and Exhibition Center	50000
147	2018 Northeastern (Changchun) International Animal Husbandry Expo	2018/03/18	3	Jilin	Changchun	Changchun International Convention and Exhibition Center	25000
148	Yiwu Wedding Fashion & Art Frame Show 2018	2018/03/18	3	Zhejiang	Yiwu	Yiwu International Expo Centre	40000
149	2018 23rd China (Zhengzhou) Building Decoration Fair	2018/03/18	3	Henan	Zhengzhou	Central China International Expo Center	53000
150	China Qingdao Spring Agricultural Machinery Expo	2018/03/18	3	Shandong	Qingdao	China Celery Museum	30000
151	2018 21st China (Guzhen) International Lighting Fair (Spring)	2018/03/18	4	Guangdong	Zhongshan	Guzhen Convention and Exhibition Center	1500000
152	2018 41st China (Guangzhou) International Furniture Fair (Phase I)	2018/03/18	4	Guangdong	Guangzhou	China Import & Export Fair Complex	360000
153	2018 China International Personal Care and Homecare Ingredients Exhibition	2018/03/19	3	Shanghai	Shanghai	Shanghai World Expo Exhibition & Convention Center	152000
154	SCW/Shenzhen Creative Week	2018/03/19	4	Guangdong	Shenzhen	Shenzhen Convention & Exhibition Center	160000
155	2018 34th Hubei (Wuhan) International Medical Devices Exhibition 2018	2018/03/20	3	Hubei	Wuhan	Wuhan International Conference & Exhibition Centre	25000
156	DOMOTEX Asia/ CHINAFLOOR 2018	2018/03/20	3	Shanghai	Shanghai	The Shanghai New International Expo Center	150000
157	R+T Asia 2018	2018/03/20	3	Shanghai	Shanghai	The Shanghai New International Expo Center	50000
158	2018 27th China Int'l PCB & Assembly Show	2018/03/20	3	Shanghai	Shanghai	National Exhibition and Convention Center (Shanghai)	42000
159	Clean Water China Expo 2018	2018/03/20	3	Shanghai	Shanghai	National Exhibition and Convention Center (Shanghai)	40000
160	2018 13th Harbin Spring Auto Show	2018/03/20	7	Heilongjiang	Harbin	Harbin International Convention and Exhibition Center	60000
161	2018 10th Guangzhou Int'l Flowers, Bonsai & Garden Exhibition	2018/03/21	3	Guangdong	Guangzhou	Guangzhou International Sourcing Center	20000
162	ICORRUGATED ASIA EXPO 2018	2018/03/21	3	Shanghai	Shanghai	National Exhibition and Convention Center (Shanghai)	35860
163	2018 15th China (Hebei) International Equipment Manufacturing Exposition	2018/03/21	4	Hebei	Shijiazhuang	Hebei Huichun Expo Center	50000
164	2018 23rd China International Building and Construction Trade Fair	2018/03/21	4	Shanghai	Shanghai	National Exhibition and Convention Center (Shanghai)	80000
165	2018 17th China International Door Industry Exhibition	2018/03/21	4	Beijing	Beijing	China International Exhibition Center (Shunyi)	120000
166	2018 2nd Central (Nanchang) Smart Water Construction Exhibition and Forum	2018/03/22	3	Jiangxi	Nanchang	Nanchang Greenland International Expo Center	30000
167	CMEE 2018	2018/03/22	3	Shandong	Ji'nan	Ji'nan International Convention and Exhibition Center	45000
168	CHINA FOOD	2018/03/22	3	Shanghai	Shanghai	Shanghai World Expo Exhibition & Convention Center	20000
169	China (Wuhan) International Auto Parts	2018/03/22	3	Hubei	Wuhan	Wuhan International Expo Center	30000
170	2018 4th China Advanced Automotive Manufacturing Congress & Exhibition	2018/03/22	3	Hubei	Wuhan	Wuhan International Expo Center	30000

S/N	Exhibition Name	Opening Date	Duration (Days)	Province/ Autonomous Region/ Municipality	City	Venue	Area (m ²)
171	2018 22nd China International Food Additives & Ingredients Exhibition	2018/03/22	3	Shanghai	Shanghai	National Exhibition and Convention Center (Shanghai)	116000
172	2018 98th China (Chengdu) Food & Drinks Fair	2018/03/22	3	Sichuan	Chengdu	Western China International Expo City	210000
173	CCEME Central China Equipment Manufacturing Exposition	2018/03/22	3	Henan	Zhengzhou	Zhengzhou International Convention and Exhibition Centre	42000
174	China Content Broadcasting Network 2018	2018/03/22	3	Beijing	Beijing	China International Exhibition Center (Sanyuanqiao)	60000
175	2018 15th Hainan International Auto Exhibition	2018/03/22	4	Hainan	Haikou	Hainan International Convention and Exhibition Center	70000
176	2018 15th Suzhou International Industry Expo	2018/03/22	4	Jiangsu	Suzhou	Suzhou International Expo Center	40000
177	2018 22nd Jinzhou Agricultural Science and Technology Expo	2018/03/22	4	Liaoning	Jinzhou	Jinzhou International Convention and Exhibition Center	20000
178	2018 Wenzhou International Fashion Culture & Creative Industry Expo	2018/03/22	5	Zhejiang	Wenzhou	Wenzhou International Expo Center	40000
179	2018 Guangzhou International E-Business Expo	2018/03/23	2	Guangdong	Guangzhou	Nan Fung International Convention & Exhibition Center	21000
180	2018 15th Central Fertilizers (Agricultural) Products Trading Cum-Information Exchange	2018/03/23	2	Henan	Luohe	Luohe International Convention and Exhibition Center	30000
181	2018 China (Wuhu) International Electrical and Mechanical Products Fair	2018/03/23	3	Anhui	Wuhu	Wuhu International Convention & Exhibition Center	30000
182	XIONGAN SCE 2018	2018/03/23	3	Hebei	Shijiazhuang	Shijiazhuang People's Hall Convention and Exhibition Center	30000
183	2018 4th Guangzhou International Aquarium Show	2018/03/23	3	Guangdong	Guangzhou	Guangzhou International Sourcing Center	40000
184	CCIME 2018	2018/03/23	3	Jilin	Changchun	Changchun International Convention and Exhibition Center	40000
185	2018 6th China (Guangzhou) International Pet Fair	2018/03/23	3	Guangdong	Guangzhou	Guangzhou International Sourcing Center	30000
186	2018 China (Zhejiang) Wardrobe Moving Door & Window System Design Exhibition	2018/03/23	3	Zhejiang	Hangzhou	Hangzhou International Expo Center	40000
187	2018 30th International Medical Instruments and Equipment Exhibition	2018/03/23	3	Beijing	Beijing	China National Convention Center	33000
188	2018 19th Guangxi Advertisement Exhibition	2018/03/23	3	Guangxi	Nanning	Nanning International Convention and Exhibition Center	20000
189	2018 Ningxia Radio and Television Station 3+15 Auto Show	2018/03/23	3	Ningxia	Yinchuan	Yinchuan International Convention & Exhibition Centre	20000
190	2018 Northeast Asia International Advertising Exhibition	2018/03/23	3	Liaoning	Shenyang	Shenyang New World Expo	24000
191	2018 7th China (Shijiazhuang) Fishing Tackle & Outdoor Exhibition	2018/03/23	3	Hebei	Shijiazhuang	Shijiazhuang Xiaojiaoying Flower Base Convention and Exhibition Center	50000
192	2018 17th Hebei Public Safety and Security Expo	2018/03/23	3	Hebei	Shijiazhuang	Shijiazhuang International Convention and Exhibition Center	20000
193	2018 5th China Kunming Pan Asian Pregnant Baby Products Fair	2018/03/23	3	Yunnan	Kunming	Kunming International Convention and Exhibition Center	20000
194	2018 11th Changchun International Equipment Manufacturing Exposition	2018/03/23	3	Jilin	Changchun	Changchun International Convention and Exhibition Center	40000
195	China (Changchun) International Equipment Manufacturing Exhibition	2018/03/23	3	Jilin	Changchun	Changchun International Convention and Exhibition Center	269000
196	Changchun International Packaging Industry Expo 2018, CCPPT 2018	2018/03/23	3	Jilin	Changchun	Changchun International Convention and Exhibition Center	20000
197	2018 17th International Advertising Festival in the West of China	2018/03/23	3	Chongqing	Chongqing	Chongqing International Convention and Exhibition Center	60000
198	2018 3rd Wuhu International Automobile Expo	2018/03/23	3	Anhui	Wuhu	Wuhu International Convention & Exhibition Center	20000
199	2018 43rd Changchun International Medical Devices and Health Industry Expo	2018/03/23	3	Jilin	Changchun	Changchun International Convention and Exhibition Center	20000
200	2018 6th Nanjing International Buddhist Cultural Items & Crafts Fair	2018/03/23	4	Jiangsu	Nanjing	Nanjing International Exhibition Center	22500
201	2018 29th Ningbo International Automobile Exposition	2018/03/23	4	Zhejiang	Ningbo	Ningbo International Convention and Exhibition Center	55000
202	Shandong (Yantai) International Art Fair 2018	2018/03/23	4	Shandong	Yantai	Yantai International Expo Center	20000
203	2018 China (Shunde) Home Appliances Expo	2018/03/24	3	Guangdong	Foshan	Tanzhou International Convention and Exhibition Center	50000
204	TME 2018	2018/03/24	3	Zhejiang	Taizhou	Taizhou International Convention and Exhibition Center	25000
205	2018 Yiwu Motor Traffic Expo	2018/03/24	3	Zhejiang	Yiwu	Yiwu International Expo Centre	30000

Appendix 1 Schedule of Trade and Economic Fairs held in Mainland China in 2018 (above 20,000 m²)

S/N	Exhibition Name	Opening Date	Duration (Days)	Province/ Autonomous Region/ Municipality	City	Venue	Area (m ²)
206	2018 7th China MICROBOSS Expo	2018/03/25	2	Shandong	Ji'nan	Ji'nan Shungeng International Convention and Exhibition Center	20000
207	PM CHINA 2018	2018/03/25	3	Shanghai	Shanghai	Shanghai Everbright Convention & Exhibition Center	25000
208	2018 12th Inner Mongolia Dairy Expo & Summit	2018/03/26	3	Inner Mongolia	Huhot	Inner Mongolia International Convention and Exhibition Center	25000
209	2018 Seventh International Commodities Fair (Linyi)	2018/03/26	3	Shandong	Linyi	Linyi International Expo Center	41000
210	2018 13th Shanghai International Hosiery Purchasing Expo	2018/03/26	3	Shanghai	Shanghai	Shanghai World Expo Exhibition & Convention Center	20000
211	Shanghai International Fashion Accessories Expo 2018	2018/03/26	3	Shanghai	Shanghai	Shanghai World Expo Exhibition & Convention Center	30000
212	2018 6th China (Beijing) International Wisdom Agricultural Equipment and Technology Exhibition	2018/03/26	3	Beijing	Beijing	Beijing Exhibition Center	25000
213	2018 10th Inner Mongolia Agriculture & Animal Husbandry Machinery Expo and Forum	2018/03/26	3	Inner Mongolia	Huhot	Inner Mongolia International Convention and Exhibition Center	52000
214	2018 27th HOTELEX SHANGHAI	2018/03/26	4	Shanghai	Shanghai	The Shanghai New International Expo Center	250000
215	2018 35th China International Screen Printing & Industrial Inkjet Printing Expo	2018/03/26	4	Jiangsu	Kunshan	Huaqiao International Expo Center	70000
216	DPE Sign Expo China 2018	2018/03/26	5	Jiangsu	Kunshan	Huaqiao International Expo Center	40000
217	China (Jinan) International Exhibition of Power Transmission and Control Technology 2018	2018/03/27	3	Shandong	Ji'nan	Ji'nan International Convention and Exhibition Center	45000
218	2018 21st Jinan International Machine Tools Exhibition	2018/03/27	3	Shandong	Ji'nan	Ji'nan International Convention and Exhibition Center	40000
219	2018 18th China International Petroleum & Petrochemical Technology and Equipment Exhibition	2018/03/27	3	Beijing	Beijing	China International Exhibition Center (Shunyi)	90000
220	2018 37th China Beijing International Gifts, Gifts and Housewares Fair	2018/03/27	3	Beijing	Beijing	China International Exhibition Center (Sanyuanqiao)	30000
221	2018 China International Clean Energy Expo	2018/03/27	3	Beijing	Beijing	China International Exhibition Center (Sanyuanqiao)	25000
222	China (Dongguan) Int'l Textile & Clothing Industry Fair 2018. South China Int'l Sewing Machinery & Accessories Show	2018/03/27	4	Guangdong	Dongguan	GD Modern International Exhibition Center	37000
223	2018 8th China (Guangzhou) Custom Furniture Exhibition	2018/03/28	3	Guangdong	Guangzhou	Poly World Trade Center Expo	60000
224	2018 44th Shenyang International Medical Equipment Fair	2018/03/28	3	Liaoning	Shenyang	Shenyang International Exhibition Center	200000
225	2018 Guangzhou International Furniture Raw Materials and Hardware Accessories Exhibition	2018/03/28	3	Guangdong	Guangzhou	Nan Fung International Convention & Exhibition Center	140000
226	2018 China (Chongqing) Energy Conservation and Environmental Protection Industry Expo	2018/03/28	3	Chongqing	Chongqing	Chongqing EXPO Center	22000
227	China Trade Fair for Automotive Technologies	2018/03/28	3	Chongqing	Chongqing	Chongqing EXPO Center	46000
228	2018 18th China Metal & Metallurgy Exhibition	2018/03/28	3	Chongqing	Chongqing	Chongqing EXPO Center	40000
229	Liangzhilong 2018 6th China Ingredients E-Commerce Festival	2018/03/28	3	Hubei	Wuhan	Wuhan International Expo Center	70000
230	2018 3rd China Wuxi Taihu International Bearings Conference and Exhibition	2018/03/28	4	Jiangsu	Wuxi	Wuxi Taihu International Expo Center	20000
231	2018 Wuxi Taihu International Machine Tools Exhibition	2018/03/28	4	Jiangsu	Wuxi	Wuxi Taihu International Expo Center	60000
232	2018 26th Shanghai Int'l AD & Sign Technology & Equipment Exhibition	2018/03/28	4	Shanghai	Shanghai	National Exhibition and Convention Center (Shanghai)	230000
233	2018 Shanghai International Lighting Expo	2018/03/28	4	Shanghai	Shanghai	National Exhibition and Convention Center (Shanghai)	20000
234	2018 Wuxi Taihu Int'l Industry Fair	2018/03/28	4	Jiangsu	Wuxi	Wuxi Taihu International Expo Center	31200
235	CIFM / Interzum Guangzhou	2018/03/28	4	Guangdong	Guangzhou	China Import & Export Fair Complex	150000
236	2018 41st China (Guangzhou) International Furniture Fair (Phase II)	2018/03/28	4	Guangdong	Guangzhou	China Import & Export Fair Complex	220000
237	Seminar of China Expressway Information & Technology Products Exhibition	2018/03/29	2	Shandong	Qingdao	Qingdao International Convention and Exhibition Centre	30000
238	2018 China Clean Household Heating Equipment and Applications Expo	2018/03/29	3	Hebei	Langfang	Langfang International Convention & Exhibition Center	35000
239	2018 32nd China International Hardware Fair	2018/03/29	3	Shanghai	Shanghai	National Exhibition and Convention Center (Shanghai)	150000
240	2018 3rd International Northeast Floor Exhibition	2018/03/29	3	Liaoning	Shenyang	Shenyang New World Expo	30000
241	2018 16th (Shenyang) International Energy-saving & Wall Materials and Equipment Exhibition	2018/03/29	3	Liaoning	Shenyang	Shenyang New World Expo	24000
242	2018 24th Northeast China International Building Decoration Fair	2018/03/29	3	Liaoning	Shenyang	Shenyang New World Expo	20000
243	2018 21st Northeast International Heating Ventilation and Air Conditioning and Comfortable home Exhibition	2018/03/29	3	Liaoning	Shenyang	Shenyang New World Expo	30000

S/N	Exhibition Name	Opening Date	Duration (Days)	Province/ Autonomous Region/ Municipality	City	Venue	Area (m ²)
244	2018 Xinjiang Heating and Equipment Expo	2018/03/29	3	Xinjiang	Urumqi	Xinjiang International Conference & Exhibition Centre	50000
245	2018 15th China International Stationery & Gifts Exposition	2018/03/29	3	Zhejiang	Ningbo	Ningbo International Convention and Exhibition Center	23400
246	China (Qingdao) International Spring Beauty Salon Body & Body Cosmetics Exhibition	2018/03/29	3	Shandong	Qingdao	Qingdao International Convention and Exhibition Centre	23000
247	2018 National Agricultural Machinery and Accessories Expo	2018/03/29	3	Henan	Zhengzhou	Zhengzhou International Convention and Exhibition Centre	50000
248	SIMM, Shenzhen International Machine Tool Exhibition	2018/03/29	4	Guangdong	Shenzhen	Shenzhen Convention & Exhibition Center	110000
249	2018 12th Northeast (Shenyang) Jewelry Jade Jewelry Exhibition	2018/03/29	4	Liaoning	Shenyang	Liaoning Industrial Exhibition Hall	20000
250	2018 China Wuhan Antuan Home Expo	2018/03/30	3	Hubei	Wuhan	Wuhan International Expo Center	40000
251	2018 China Xi'an Silk Road International Tourism Expo	2018/03/30	3	Shaanxi	Xi'an	Xian Qujiang International Conference and Exhibition Centre	40000
252	2018 17th Zhejiang (Hangzhou) Equipment Manufacturing Exposition	2018/03/30	3	Zhejiang	Hangzhou	Hangzhou International Expo Center	20000
253	2018 17th China (Linyi) Car Supplies Trade Fair	2018/03/30	3	Shandong	Linyi	Linyi South of Shandong International Convention and Exhibition Center	70000
254	2018 China Huaxia Housing and Furnishing Exposition (Kunshan)	2018/03/30	3	Jiangsu	Kunshan	Kunshan Convention & Exhibition Center	24000
255	China Shenyang Home Building Material Decoration Expo 2018	2018/03/30	3	Liaoning	Shenyang	Shenyang International Exhibition Center	60000
256	2018 North (Shijiazhuang) Modern Agricultural Exhibition	2018/03/30	3	Hebei	Shijiazhuang	Hebei Huichun Expo Center	20000
257	2018 83rd National Auto Parts Trade Fair	2018/03/30	3	Fujian	Fuzhou	Fuzhou Strait International Convention and Exhibition Center	60000
258	2018 36th Midwest China (Changsha Spring) International Medical Apparatus Fair	2018/03/30	3	Hunan	Changsha	Hunan International Convention and Exhibition Center	180000
259	GT Show 2018	2018/03/30	3	Jiangsu	Suzhou	Suzhou International Expo Center	60000
260	Qingdao Auto Expo (March)	2018/03/30	3	Shandong	Qingdao	Qingdao Huaxiu International Convention and Exhibition Center	20000
261	2018 16th Tianjin International Jeweler Fair (Spring)	2018/03/30	4	Tianjin	Tianjin	Tianjin Mei Jiang Convention Center	30000
262	2018 China Pet Culture Festival (Beijing)	2018/03/30	4	Beijing	Beijing	Etrong International Exhibition & Convention Center (Beijing)	30000
263	2018 China Wedding Expo (Shanghai)	2018/03/31	2	Shanghai	Shanghai	Shanghai World Expo Exhibition & Convention Center	20000
264	2018 China (Nanjing) Medical Environment and Health Conference and China Medical Clean Equipment Engineering Exhibition	2018/03/31	2	Jiangsu	Nanjing	Nanjing International Exhibition Center	22500
265	China Middle Ares Preschool Education Forward Conference, Academic annual meeting of the Twelfth Hunan Provincial Kindergarten Head	2018/03/31	3	Hunan	Changsha	Changsha International Convention and Exhibition Center	20000
266	2018 6th Huazhan Guizhou Advertising Festival	2018/03/31	3	Guizhou	Guiyang	Guiyang International Convention and Exhibition Center	80000
267	2018 China Zhengzhou International RV Tourism industry chain Conference	2018/03/31	3	Henan	Zhengzhou	Henan Sports Center	57000
268	2018 Shanxi (Taiyuan) International livestock Fair	2018/04/01	3	Shanxi	Taiyuan	Shanxi Exhibition Hall	25000
269	2018 Yiwu Beauty Expo	2018/04/01	3	Zhejiang	Yiwu	Yiwu International Expo Centre	40000
270	Central China (Changsha) whole house decoration Home Building Materials Expo	2018/04/01	3	Hunan	Changsha	Changsha Hong Xing International Exhibition Center	24000
271	2018 China Wedding Photography Equipment and Art Photo Frame Expo	2018/04/01	3	Beijing	Beijing	China International Exhibition Center (Sanyuanqiao)	20000
272	2018 Beijing International Auto Parts, Repair testing equipment and maintenance Supplies Exhibition, China	2018/04/01	4	Beijing	Beijing	China International Exhibition Center (Shunyi)	110000
273	2018 5th China Beijing International Pet Supplies Exhibition	2018/04/01	4	Beijing	Beijing	China International Exhibition Center (Sanyuanqiao)	50000
274	2018 12th Fresh Air Purification and Purification Products Exhibition	2018/04/02	3	Beijing	Beijing	China National Convention Center	22000
275	2018 14th (Shanghai) International Nonferrous metals Industry Exhibition	2018/04/02	3	Shanghai	Shanghai	The Shanghai New International Expo Center	80000
276	HJYQZ 2018	2018/04/02	3	Beijing	Beijing	China National Convention Center	50000
277	LJFSZ 2018	2018/04/02	3	Beijing	Beijing	China National Convention Center	50000
278	Rehacare & Orthopedic China (Guangzhou) 2018	2018/04/02	3	Guangdong	Guangzhou	Poly World Trade Center Expo	25000
279	China International Smart Tourism Industry Expo 2018	2018/04/02	3	Shanghai	Shanghai	The Shanghai New International Expo Center	30000
280	2018 Asia International Nonwovens Equipment Exhibition & Forum	2018/04/02	3	Beijing	Beijing	China National Convention Center	30000
281	2018 13th China (Ji'nan) Sola Utilization Convention & Exhibition	2018/04/02	3	Shandong	Ji'nan	Ji'nan International Convention and Exhibition Center	45000
282	WATERTECH CHINA (GUANGDONG) 2018	2018/04/02	3	Guangdong	Guangzhou	Poly World Trade Center Expo	50000
283	Lock Security Products Expo 2018	2018/04/02	3	Shanghai	Shanghai	The Shanghai New International Expo Center	20000

Appendix 1 Schedule of Trade and Economic Fairs held in Mainland China in 2018 (above 20,000 m²)

S/N	Exhibition Name	Opening Date	Duration (Days)	Province/ Autonomous Region/ Municipality	City	Venue	Area (m ²)
284	ICE Shanghai 2018	2018/04/02	3	Shanghai	Shanghai	The Shanghai New International Expo Center	30000
285	2018 China International Desulfurization Denitrification & Dust Removal Technology Equipment Exhibition	2018/04/02	3	Beijing	Beijing	China National Convention Center	22000
286	2018 Beijing International Textile and Apparel, Fabrics, Yarns, Sewing Equipment and Industrial Textiles Exhibition	2018/04/02	3	Beijing	Beijing	China International Exhibition Center (Sanyuanqiao)	20000
287	2018 Asia Amusement & Attractions Expo	2018/04/03	3	Guangdong	Guangzhou	China Import & Export Fair Complex	130000
288	Asia VR&AR Fair & Summit 2018	2018/04/03	3	Guangdong	Guangzhou	China Import & Export Fair Complex	20000
289	2018 25th Northeastern Provinces of Animal Husbandry Fair and Harbin Animal Husbandry Industry Expo	2018/04/03	3	Heilongjiang	Harbin	Harbin International Convention and Exhibition Center	22000
290	2018 11th China (Wuhan) Fishing & Outdoor Exhibition	2018/04/03	3	Hubei	Wuhan	Wuhan International Conference & Exhibition Centre	20000
291	2018 16th China (Zhengzhou) Public Security Expo	2018/04/03	3	Henan	Zhengzhou	Zhengzhou International Convention and Exhibition Centre	25000
292	China Harbin International Intelligent Building and Smart Home Expo 2018	2018/04/04	3	Heilongjiang	Harbin	Harbin International Convention and Exhibition Center	24000
293	China Harbin International Glass Exhibition	2018/04/04	3	Heilongjiang	Harbin	Harbin International Convention and Exhibition Center	24000
294	China Harbin International Doorsteel Fair and Doors and Windows, Decorative Glass, Coated Aluminum and Processing Equipment Exhibition	2018/04/04	3	Heilongjiang	Harbin	Harbin International Convention and Exhibition Center	20000
295	2018 15th China Harbin International Stone Processing Machinery Equipment and Products Exhibition	2018/04/04	3	Heilongjiang	Harbin	Harbin International Convention and Exhibition Center	34000
296	2018 China Harbin International Heating Ventilation and Air Conditioning Gas and Home Comfort System Exhibition	2018/04/04	3	Heilongjiang	Harbin	Harbin International Convention and Exhibition Center	34000
297	2018 China Harbin International Environmental Protection Industry Expo	2018/04/04	3	Heilongjiang	Harbin	Harbin International Convention and Exhibition Center	22000
298	2018 China Harbin International Natural Gas Technology and Equipment Exhibition	2018/04/04	3	Heilongjiang	Harbin	Harbin International Convention and Exhibition Center	34000
299	China Harbin International City Landscape Gardening Exhibition 2018	2018/04/04	3	Heilongjiang	Harbin	Harbin International Convention and Exhibition Center	34000
300	Shenzhen Maternity Baby Exhibition 2018	2018/04/04	3	Guangdong	Shenzhen	Shenzhen Convention & Exhibition Center	30000
301	2018 23rd Dental South China International Expo	2018/04/04	4	Guangdong	Guangzhou	China Import & Export Fair Complex	55000
302	2018 19th China Shenyang Automobile Trade Fair	2018/04/04	5	Liaoning	Shenyang	Shenyang International Exhibition Center	180000
303	Suzhou International Travel Fair 2018	2018/04/05	3	Jiangsu	Suzhou	Suzhou International Expo Center	20000
304	2018 16th Tianjin International Gifts and Crafts, Art Collections and Mahogany Furniture Exhibition	2018/04/05	4	Tianjin	Tianjin	Tianjin Mei Jiang Convention Center	20000
305	2018 16th Wenzhou Int'l Auto Expo	2018/04/05	4	Zhejiang	Wenzhou	Wenzhou International Expo Center	50000
306	2018 China Chengdu Overseas Property & Investment Immigrant and Study Abroad Show	2018/04/06	2	Sichuan	Chengdu	New International Convention & Exposition Center Chengdu Century City	20000
307	2018 19th Linyi Auto Show	2018/04/06	3	Shandong	Linyi	Linyi South of Shandong International Convention and Exhibition Center	20000
308	Pet Expo 2018	2018/04/06	3	Shanghai	Shanghai	Shanghai World Expo Exhibition & Convention Center	25000
309	Yangcheng Home Expo (April)	2018/04/06	3	Shandong	Qingdao	Shandong International Agricultural Exhibition Center	20000
310	2018 Zhengzhou (Spring) Dahe International Automobile Exhibition	2018/04/06	4	Henan	Zhengzhou	Zhengzhou International Convention and Exhibition Centre	66000
311	World Horti-Expo Garden/Flower show	2018/04/07	40	Shandong	Qingdao	Qinghai Expo Park	100000
312	2018 9th Guangzhou Int'l Baby & stroller Product Fair	2018/04/08	3	Guangdong	Guangzhou	Poly World Trade Center Expo	81200
313	2018 30th Guangzhou International Toy & Hobby Fair	2018/04/08	3	Guangdong	Guangzhou	Poly World Trade Center Expo	100000
314	2018 20th China Jilin (Changchun) Feedwater Drainage Water Treating Pipeline and Pump Valve Exhibition	2018/04/08	3	Jilin	Changchun	Changchun International Convention and Exhibition Center	30000
315	2018 23rd China Jilin (Changchun) Building Decoration Materials Exposition	2018/04/08	3	Jilin	Changchun	Changchun International Convention and Exhibition Center	80000
316	2018 20th Jilin (Changchun) Heating Boiler Conditioner and Energy-saving Emission Reduction Exhibition	2018/04/08	3	Jilin	Changchun	Changchun International Convention and Exhibition Center	40000
317	2018 JILIN PUBLIC SECURITY	2018/04/08	3	Jilin	Changchun	Changchun International Convention and Exhibition Center	30000
318	2018 Northeast China (Changchun) International Furniture Fair	2018/04/08	3	Jilin	Changchun	Changchun International Convention and Exhibition Center	30000
319	2018 23rd China International Nutrition Health Industry Expo	2018/04/08	3	Beijing	Beijing	China International Exhibition Center (Sanyuanqiao)	30000

S/N	Exhibition Name	Opening Date	Duration (Days)	Province/ Autonomous Region/ Municipality	City	Venue	Area (m ²)
320	2018 China International Modern Agricultural Exhibition	2018/04/08	3	Beijing	Beijing	China International Exhibition Center (Sanyuanqiao)	20000
321	2018 Heilongjiang Harbin Ceramic Sanitary Ware & Kitchen Appliances Exhibition	2018/04/09	3	Heilongjiang	Harbin	Harbin International Convention and Exhibition Center	20000
322	2018 23rd China (Harbin) Home Cabinet Cabinet and Door Industry Exhibition	2018/04/09	3	Heilongjiang	Harbin	Harbin International Convention and Exhibition Center	20000
323	2018 Shenzhen International Nano Materials and New Materials Exhibition	2018/04/09	3	Guangdong	Shenzhen	Shenzhen Convention & Exhibition Center	30000
324	Sixth Shenzhen International Conference on Precision Measurement, Control and Instrumentation, 2018	2018/04/09	3	Guangdong	Shenzhen	Shenzhen Convention & Exhibition Center	30000
325	Shenzhen International Vacuum Exhibition 2018	2018/04/09	3	Guangdong	Shenzhen	Shenzhen Convention & Exhibition Center	30000
326	China Shenzhen International Microwave and Antenna Technology Exhibition 2018	2018/04/09	3	Guangdong	Shenzhen	Shenzhen Convention & Exhibition Center	30000
327	2018 Shenzhen International Information Security and Financial Equipment Exhibition	2018/04/09	3	Guangdong	Shenzhen	Shenzhen Convention & Exhibition Center	30000
328	2018 91th China Electronics Fair (Shenzhen)	2018/04/09	3	Guangdong	Shenzhen	Shenzhen Convention & Exhibition Center	100000
329	2018 2nd China (Chongqing) Building Decorations & Building Materials Exhibition	2018/04/09	3	Chongqing	Chongqing	Chongqing EXPO Center	30000
330	2018 15th China International Tire & Wheel (Qingdao) Fair	2018/04/09	3	Shandong	Qingdao	Qingdao International Convention and Exhibition Center	35000
331	2018 China West International Exhibition for Refrigeration, Air-conditioning, Heating and Ventilation, Frozen Food Processing, Packaging and Storage	2018/04/09	3	Beijing	Beijing	China International Exhibition Center (Shunyi)	106800
332	CCMT 2018	2018/04/09	5	Shanghai	Shanghai	The Shanghai New International Expo Center	120000
333	2018 19th China International Pipeline, Pump Valve & Water Treatment Expo	2018/04/10	3	Beijing	Beijing	National Agriculture Exhibition Center	30000
334	2018 Beijing-Tianjin-Hebei Center Region Smart City Expo	2018/04/10	3	Hebei	Langfang	Langfang International Convention & Exhibition Center	30000
335	2018 8th Western China International Logistics Industry Expo	2018/04/10	3	Shaanxi	Xi'an	Xian Qujiang International Conference and Exhibition Centre	22000
336	Sino Corrugated South 2018	2018/04/10	3	Guangdong	Dongguan	GD Modern International Exhibition Center	70000
337	Sino Folding carton 2018	2018/04/10	3	Guangdong	Dongguan	GD Modern International Exhibition Center	80000
338	2018 27th China (Xi'an) International Beauty Expo (Spring)	2018/04/10	3	Shaanxi	Xi'an	Xian Qujiang International Conference and Exhibition Centre	20000
339	2018 19th China International Cement Industry Exhibition	2018/04/11	3	Sichuan	Chengdu	New International Convention & Exposition Center Chengdu Century City	20000
340	Pharm China 2018	2018/04/11	3	Shanghai	Shanghai	National Exhibition and Convention Center (Shanghai)	90000
341	CHINA NHNE 2018	2018/04/11	3	Shanghai	Shanghai	National Exhibition and Convention Center (Shanghai)	35000
342	2018 18th China International Dye Industry and Organic Pigments, Textile Chemicals Exhibition	2018/04/11	3	Shanghai	Shanghai	Shanghai World Expo Exhibition & Convention Center	40000
343	2018 96th China Occupational Safety & Health Goods Expo	2018/04/11	3	Shanghai	Shanghai	The Shanghai New International Expo Center	25000
344	2018 100th China Cotton Textile Trade Fair	2018/04/11	3	Shanghai	Shanghai	The Shanghai New International Expo Center	23000
345	2018 China International Electronic Commerce Expo	2018/04/11	3	Zhejiang	Yiwu	Yiwu International Expo Centre	60000
346	2018 China (Zhengzhou) International Exhibition of High-end Beauty Salon Products and Cosmetics (Spring)	2018/04/11	3	Henan	Zhengzhou	Zhengzhou International Convention and Exhibition Centre	22500
347	2018 26th International Component Manufacturing & Design Show	2018/04/11	4	Shanghai	Shanghai	National Exhibition and Convention Center (Shanghai)	22000
348	2018 4th Wuhan International Furniture Show	2018/04/12	3	Hubei	Wuhan	Wuhan International Expo Center	60000
349	China Guizhou Energy Industry Equipment Expo 2018	2018/04/12	3	Guizhou	Guiyang	Guiyang International Convention and Exhibition Center	28000
350	2018 5th China (Nanjing) International Energy Saving and New Energy Automobile Exhibition	2018/04/12	3	Jiangsu	Nanjing	Nanjing International Expo Center	80000
351	2018 8th China International Soyfood Processing Technology and Equipment Exhibition	2018/04/12	3	Shanghai	Shanghai	Shanghai Everbright Convention & Exhibition Center	20000
352	2018 China (Nanjing) International Bus Coach & Spare Parts Show	2018/04/12	3	Jiangsu	Nanjing	Nanjing International Expo Center	20000
353	2018 Beijing Real Estate Trade Fair	2018/04/12	4	Beijing	Beijing	Beijing Exhibition Center	20000
354	2018 6th Shandong International Musical Instrument Industry Exhibition	2018/04/12	4	Shandong	Ji'nan	Shandong Machinery Equipment Exhibition Center	23000
355	2018 Xiamen Industry Exposition	2018/04/12	4	Fujian	Xiamen	Xiamen International Convention and Exhibition Center	85000

Appendix 1 Schedule of Trade and Economic Fairs held in Mainland China in 2018 (above 20,000 m²)

S/N	Exhibition Name	Opening Date	Duration (Days)	Province/ Autonomous Region/ Municipality	City	Venue	Area (m ²)
356	2018 Chengdu International Culture and Stationery Exhibition	2018/04/12	4	Sichuan	Chengdu	New International Convention & Exposition Center Chengdu Century City	90000
357	2018 Chengdu International Lighting and LED Exhibition	2018/04/12	4	Sichuan	Chengdu	New International Convention & Exposition Center Chengdu Century City	70000
358	2018 16th Chengdu International Advertising Festival	2018/04/12	4	Sichuan	Chengdu	New International Convention & Exposition Center Chengdu Century City	70000
359	2018 8th Chengdu International Packaging & Digital Printing Exhibition	2018/04/12	4	Sichuan	Chengdu	New International Convention & Exposition Center Chengdu Century City	80000
360	Spring Auto Show in Weihai 2018	2018/04/12	4	Shandong	Weihai	Wenzhou International Exhibition Center	25000
361	2018 China Hangzhou International Auto Expo	2018/04/12	5	Zhejiang	Hangzhou	Hangzhou International Expo Center	120000
362	2018 3rd China (Hefei) Custom Furniture Building Materials Expo	2018/04/13	3	Anhui	Hefei	Hefei Binhu International Convention and Exhibition Center	40000
363	2018 China International Logistics Exhibition (Luoyang)	2018/04/13	3	Henan	Luoyang	Luoyang Convention and Exhibition Center	30000
364	2018 Asia Preschool Exhibition (Chengdu)	2018/04/13	3	Sichuan	Chengdu	Western China International Expo City	25000
365	SIA China 2018	2018/04/13	3	Guangdong	Guangzhou	Guangzhou International Sourcing Center	67000
366	2018 16th China International Auto Maintenance & Repair Expo	2018/04/13	3	Guangdong	Guangzhou	Guangzhou International Sourcing Center	258000
367	Wuhan Security Expo 2018	2018/04/13	3	Hubei	Wuhan	Wuhan International Conference & Exhibition Centre	20000
368	2018 12th Anhui Advertising Equipment and LED, Signage Exhibition	2018/04/13	3	Anhui	Hefei	Hefei Binhu International Convention and Exhibition Center	22000
369	2018 10th Yongkang International Machinery Equipment and Tooling Exhibition	2018/04/13	3	Zhejiang	Yongkang	Yongkang International Convention and Exhibition Center	20000
370	2018 9th China North (Pingxiang) International Bicycle & Children-cycle (Toy) Expo	2018/04/13	3	Hebei	Xingtai	Baoding Hedao International Bags Trading Center	28000
371	2018 China (Shanxi) International Heating Exhibition	2018/04/13	3	Shanxi	Taiyuan	Shanxi Exhibition Hall	20000
372	2018 9th Shanghai International High-end Lifestyle Exhibition	2018/04/13	3	Shanghai	Shanghai	Shanghai Exhibition Center	22000
373	2018 2nd Beijing-Tianjin-Hebei (Shijiazhuang) RV Camping Expo	2018/04/13	3	Hebei	Shijiazhuang	Hebei Huichun Expo Center	30000
374	CABE 2018, Xinjiang International Green Building Industry Expo	2018/04/13	3	Xinjiang	Urumqi	Xinjiang International Conference & Exhibition Centre	25000
375	China Xuzhou Furniture & Woodworking Machinery Exhibition 2018	2018/04/13	3	Jiangsu	Xuzhou	Xuzhou International Exhibition Centre	36000
376	WAME 2018	2018/04/13	3	Hubei	Wuhan	Wuhan International Expo Center	35000
377	2018 Zhengzhou Antuan Home Expo	2018/04/13	3	Henan	Zhengzhou	Zhengzhou International Convention and Exhibition Centre	27000
378	2018 14th Inner Mongolia Food Expo	2018/04/13	4	Inner Mongolia	Huhot	Inner Mongolia International Convention and Exhibition Center	30000
379	Northwest China Tourism Marketing Conference & Tourism Equipment Exhibition 2018	2018/04/13	4	Ningxia	Yinchuan	Yinchuan International Convention & Exhibition Centre	20000
380	2018 China (Ningbo) Cultural Industries Fair	2018/04/13	4	Zhejiang	Ningbo	Ningbo International Convention and Exhibition Center	53000
381	2018 8th Beijing (Spring) International Jewellery Fair	2018/04/13	4	Beijing	Beijing	China International Exhibition Center (Sanyuanqiao)	50000
382	2018 8th Beijing Global Wooden Construction and Decoration Exhibition	2018/04/14	3	Beijing	Beijing	National Agriculture Exhibition Center	30000
383	2018 Changsha International Preschool Education Summit and Early Childhood Supplies Exhibition	2018/04/14	3	Hunan	Changsha	Hunan International Convention and Exhibition Center	20000
384	2018 15th China New-Energy and Electrical Vehicles & Accessories Exhibition	2018/04/14	3	Shandong	Linyi	Linyi South of Shandong International Convention and Exhibition Center	60000
385	2018 IECIE Shenzhen eCig Expo	2018/04/14	3	Guangdong	Shenzhen	Shenzhen Convention & Exhibition Center	37500
386	2018 13th China (Shanxi) International Doors and Windows Curtain Wall and Supporting Products Exhibition	2018/04/14	3	Shanxi	Taiyuan	China Taiyuan Coal Transaction Center	20000
387	2018 13th China (Shanxi) Energy-Saving Heating, Boiler, Air Conditioning, Heat Pump and Comfort Fresh Air System Exhibition	2018/04/14	3	Shanxi	Taiyuan	China Taiyuan Coal Transaction Center	30000
388	2018 27th JiangZheng•Beijing International Expo on Pregnancy	2018/04/14	3	Beijing	Beijing	China International Exhibition Center (Shunyi)	110000
389	2018 44th China Xi'an (Spring) Advertising Expo	2018/04/15	3	Shaanxi	Xi'an	Xian Qujiang International Conference and Exhibition Centre	45000
390	CHSAF 2018	2018/04/15	3	Guangdong	Guangzhou	Guangzhou International Sourcing Center	20000
391	2018 Industrial Exhibition in North China	2018/04/15	3	Hebei	Cangzhou	Cangzhou International Convention and Exhibition Center	30000
392	2018 China (Xi'an) Western household appliances and kitchen and sanitation and water purification Fair	2018/04/15	3	Shaanxi	Xi'an	Xian Qujiang International Conference and Exhibition Centre	20000

S/N	Exhibition Name	Opening Date	Duration (Days)	Province/ Autonomous Region/ Municipality	City	Venue	Area (m ²)
393	Beijing Sign Show 2018	2018/04/16	3	Beijing	Beijing	China National Convention Center	40000
394	2018 5th China (Shenyang) International Hotel Supplies Exhibition	2018/04/16	3	Liaoning	Shenyang	Shenyang International Exhibition Center	50000
395	2018 China (Shenyang) International Food & Beverage & Frozen Food Expo	2018/04/16	3	Liaoning	Shenyang	Shenyang International Exhibition Center	50000
396	2018 China (Kunming) Southeast Asia South Asia Security and Police Equipment Exhibition	2018/04/16	3	Yunnan	Kunming	Kunming Dianchi International Convention and Exhibition Center	40000
397	2018 13th Erdos International Coal and Energy Industry Expo	2018/04/16	3	Inner Mongolia	Ordos	Ordos International Convention and Exhibition Center	40000
398	2018 China (Wuhan) International Bakery Confectionery Exhibition 2018	2018/04/17	3	Hubei	Wuhan	Wuhan International Conference & Exhibition Centre	26000
399	Zhejiang Smart Education Equipment Exhibition 2018	2018/04/18	2	Zhejiang	Jiaxing	Jiaxing International Convention & Exhibition Center	30000
400	2018 11th Wuhan International Green Building Material Expo 2018	2018/04/18	3	Hubei	Wuhan	Wuhan International Expo Center	35000
401	STCF 2018	2018/04/18	3	Fujian	Quanzhou	Shishi International Textile City	26000
402	2018 China (Quanzhou) Maritime Silk Road International Brand Expo	2018/04/18	3	Fujian	Quanzhou	Shishi International Textile City	26000
403	2018 China International Disposable Paper Expo (Nanjing)	2018/04/18	3	Jiangsu	Nanjing	Nanjing International Expo Center	80000
404	2018 31st China International Ceramic & Bathroom Fair. Foshan	2018/04/18	4	Guangdong	Foshan	China Ceramic City	350000
405	2018 13th CSMF Global Sports Conference and Consumer Sports Exhibition	2018/04/19	2	Zhejiang	Hangzhou	Hangzhou International Expo Center	25000
406	2018 39th (Spring) Chengdu Beauty Expo	2018/04/19	3	Sichuan	Chengdu	New International Convention & Exposition Center Chengdu Century City	60000
407	China (Huainan) International Food Exhibition 2018	2018/04/19	3	Jiangsu	Huai'an	Huai'an Sports Center	30000
408	Public Security Exhibition Northeast China 2018	2018/04/19	3	Liaoning	Shenyang	Shenyang New World Expo	20000
409	2018 6th Shanghai International Occupational Uniform Exhibition	2018/04/19	3	Shanghai	Shanghai	Shanghai World Expo Exhibition & Convention Center	100000
410	2018 International Passenger Transport Equipment and Technology Exhibition	2018/04/19	3	Tianjin	Tianjin	Tianjin Mei Jiang Convention Center	30000
411	Shanghai International Urban Underground Pipe Gallery Construction Fair 2018	2018/04/19	3	Shanghai	Shanghai	National Exhibition and Convention Center (Shanghai)	30000
412	Label Expo 2018	2018/04/19	3	Shanghai	Shanghai	Shanghai World Expo Exhibition & Convention Center	35000
413	2018 China (Shanghai) International Technology Fair	2018/04/19	3	Shanghai	Shanghai	Shanghai World Expo Exhibition & Convention Center	35000
414	2018 13th China (Shenzhen) International Brand Underwear Fair	2018/04/19	3	Guangdong	Shenzhen	Shenzhen Convention & Exhibition Center	73000
415	2018 16th Hebei Heating and Heating, Air Conditioning and Refrigeration, Fresh Air Purification Exhibition	2018/04/19	3	Hebei	Shijiazhuang	Shijiazhuang International Convention and Exhibition Center	20000
416	2018 9th Shanghai International Digital Printing Industry Fair	2018/04/19	3	Shanghai	Shanghai	The Shanghai New International Expo Center	23000
417	2018 Shanghai International Early Childhood Education	2018/04/19	3	Shanghai	Shanghai	The Shanghai New International Expo Center	25000
418	2018 15th China International Bakery Exhibition	2018/04/19	3	Beijing	Beijing	China International Exhibition Center (Sanyuanqiao)	50000
419	2018 Beijing International Beauty & Cosmetic Expo (Spring)	2018/04/19	3	Beijing	Beijing	China International Exhibition Center (Sanyuanqiao)	42000
420	2018 29th China International Glass Industry Technology Exhibition	2018/04/19	4	Shanghai	Shanghai	The Shanghai New International Expo Center	80000
421	2018 16th Shenzhen China International Gold, Jewellery & Gem Fair	2018/04/19	4	Guangdong	Shenzhen	Shenzhen Convention & Exhibition Center	30000
422	2018 7th Chengdu International Pet Fair	2018/04/19	4	Sichuan	Chengdu	New International Convention & Exposition Center Chengdu Century City	30000
423	2018 10th China Processing Trade Products Fair	2018/04/19	4	Guangdong	Dongguan	GD Modern International Exhibition Center	50000
424	2018 China (Foshan) International Ceramic & Bathroom Products Exhibition	2018/04/19	4	Guangdong	Foshan	Tanzhou International Convention and Exhibition Center	40000
425	2018 20th Jinjiang Footwear & 3rd Sports Industry International Exposition, China	2018/04/19	4	Fujian	Quanzhou	Jinjiang MACHI City	50000
426	2018 China Suzhou Creatice & Design Cultural Industry Expo	2018/04/19	4	Jiangsu	Suzhou	Suzhou International Expo Center	40000
427	2018 8th Guiyang International Automobile Exhibition (2018) & New Energy and Intelligent Automobile Show	2018/04/19	5	Guizhou	Guiyang	Guiyang International Convention and Exhibition Center	80000
428	2018 Spring China National Pharmaceutical Machinery Exposition & China International Pharmaceutical Machinery Exposition	2018/04/20	3	Chongqing	Chongqing	Chongqing EXPO Center	150000
429	2018 China (Hefei) Refrigeration, Cold Chain, Storage Equipment Expo	2018/04/20	3	Anhui	Hefei	Anhui International Convention and Exhibition Centre	30000
430	2018 24th China (Ji'nan) International Bulding Decoration Expo	2018/04/20	3	Shandong	Ji'nan	Ji'nan International Convention and Exhibition Center	50000

Appendix 1 Schedule of Trade and Economic Fairs held in Mainland China in 2018 (above 20,000 m²)

S/N	Exhibition Name	Opening Date	Durationn (Days)	Province/ Autonomous Region/ Municipality	City	Venue	Area (m ²)
431	2018 14th Strait Travel Fair & 2018 China (Xiamen) International Leisure Tourism Expo	2018/04/20	3	Fujian	Xiamen	Xiamen International Convention and Exhibition Center	50000
432	2018 China Linyi Whole House Customization Choiceness Exhibition	2018/04/20	3	Shandong	Linyi	Linyi South of Shandong International Convention and Exhibition Center	60000
433	2018 10th China Xi'an International Food Expo	2018/04/20	3	Shaanxi	Xi'an	Xian Qujiang International Conference and Exhibition Centre	24000
434	2018 China International Vape Purchasing Fair	2018/04/20	3	Shanghai	Shanghai	Shanghai Everbright Convention & Exhibition Center	20000
435	2018 6th Shanghai China International Wei-Boss Expo	2018/04/20	3	Shanghai	Shanghai	The Shanghai New International Expo Center	35000
436	2018 23rd China (Xi'an) International Heating Building Environment Technology and Equipment Exhibition	2018/04/20	3	Shaanxi	Xi'an	Xian Qujiang International Conference and Exhibition Centre	35000
437	2018 China Yiwu Hardware&Electrical Appliances Trade Fair	2018/04/20	3	Zhejiang	Yiwu	Yiwu International Expo Centre	33000
438	Hobby Expo China 2018	2018/04/20	3	Beijing	Beijing	Beijing Exhibition Center	26830
439	2018 China (Qingdao) Century Home Expo (April)	2018/04/20	3	Shandong	Qingdao	Qingdao International Convention and Exhibition Centre	25000
440	2018 16th Ningbo International Housing and Furnishing Exposition (Spring)	2018/04/20	4	Zhejiang	Ningbo	Ningbo International Convention and Exhibition Center	42000
441	2018 China (Kunshan) International Auto Expo	2018/04/20	4	Jiangsu	Kunshan	Kunshan Convention & Exhibition Center	36000
442	2018 19th China (Shouguang) International Vegetable Sel-tech Fair	2018/04/20	41	Shandong	Weifang	Shouguang International Convention Center	450000
443	2018 China (Nanjing) Spring Mercure Cultural Festival and First Soft Dress Expo	2018/04/21	2	Jiangsu	Nanjing	Nanjing International Exhibition Center	43600
444	16th China International Scientific Instrument and Laboratory Equipment Exhibition	2018/04/21	3	Beijing	Beijing	China National Convention Center	25000
445	2018 5th China (Wuhan) International Exposition and Purple Sand, Ceramic Tea Industry, Tea Products Exhibition	2018/04/21	4	Hubei	Wuhan	Wuhan International Conference & Exhibition Centre	25000
446	3rd International Furnishings Innovation Fair (Chengdu)	2018/04/21	5	Sichuan	Chengdu	Chengdu Furniture Industry Park	1080000
447	2018 37th Guangzhou (Jinhan) Fair for Home & Gifts	2018/04/21	7	Guangdong	Guangzhou	Poly World Trade Center Expo	85000
448	Guangzhou Woven Goods, Gifts and home Accessories Exhibition 2018	2018/04/21	7	Guangdong	Guangzhou	Nan Fung International Convention & Exhibition Center	25000
449	2018 21st China (Zhengzhou) International Sugar and Food Fair	2018/04/23	3	Henan	Zhengzhou	Zhengzhou International Convention and Exhibition Centre	38000
450	2018 Sino-Dongguang International Packaging Machinery Exhibition	2018/04/24	3	Hebei	Cangzhou	China Dongguang Packaging Machinery Exhibition Center	30000
451	2018 7th Asia International Fine Chemical Fair	2018/04/24	3	Shanghai	Shanghai	Shanghai Convention & Exhibition Center of International Sourcing	20000
452	2018 21st Northeast China International Industry Fair	2018/04/24	3	Liaoning	Shenyang	Shenyang International Exhibition Center	280000
453	Shanghai International Bird's Nest, High-end Tonic and Packaging Innovation Exhibition and Conference 2018	2018/04/24	3	Shanghai	Shanghai	Shanghai Everbright Convention & Exhibition Center	36000
454	FVEGE CHINA 2018	2018/04/24	3	Shanghai	Shanghai	Shanghai Everbright Convention & Exhibition Center	20000
455	2018 28th Presentation Npcon Microelectronics China	2018/04/24	3	Shanghai	Shanghai	Shanghai World Expo Exhibition & Convention Center	32000
456	2018 32nd China International Plastics & Rubber Industry Exhibition	2018/04/24	4	Shanghai	Shanghai	National Exhibition and Convention Center (Shanghai)	340000
457	Qingdao Auto Show	2018/04/24	7	Shandong	Qingdao	Qingdao Huaxiu International Convention and Exhibition Center	20000
458	2018 4th China (Chengdu) Electric & New Energy Vehicles Exhibition	2018/04/25	3	Sichuan	Chengdu	New International Convention & Exposition Center Chengdu Century City	50000
459	2018 15th Hebei Energy-saving Door and Window Curtain Wall Glass Exhibition	2018/04/25	3	Hebei	Shijiazhuang	Shijiazhuang International Convention and Exhibition Center	20000
460	Auto Parts China 2018	2018/04/25	3	Hubei	Wuhan	Wuhan International Expo Center	65000
461	2018 6th Chengdu International Urban Modern Agriculture Exhibition	2018/04/25	4	Sichuan	Chengdu	New International Convention & Exposition Center Chengdu Century City	55000
462	Dental Show West China 2018	2018/04/25	4	Sichuan	Chengdu	New International Convention & Exposition Center Chengdu Century City	40000
463	2018 26th China (Shenzhen) International Gift and Home Product Fair	2018/04/25	4	Guangdong	Shenzhen	Shenzhen Convention & Exhibition Center	115000
464	2018 Beijing International Automotive Exhibition	2018/04/25	5	Beijing	Beijing	China International Exhibition Center (Sanyuanqiao)	36400

S/N	Exhibition Name	Opening Date	Duration (Days)	Province/ Autonomous Region/ Municipality	City	Venue	Area (m ²)
465	2018 Beijing International Automotive Exhibition	2018/04/25	10	Beijing	Beijing	China International Exhibition Center (Shunyi)	230000
466	2018 51st Higher Education Expo China	2018/04/26	3	Hubei	Wuhan	Wuhan International Expo Center	50000
467	2018 20th China Water Exhibition	2018/04/26	3	Shandong	Ji'nan	Ji'nan International Convention and Exhibition Center	38000
468	2018 17th Nanjing Social Public Safety Technology Exhibition	2018/04/26	3	Jiangsu	Nanjing	Nanjing International Expo Center	120000
469	2018 Huazhong (Wuhan) International Beauty & Cosmetics Fair (Spring)	2018/04/26	3	Hubei	Wuhan	Wuhan International Conference & Exhibition Centre	30000
470	2018 Shandong International Heating, Ventilation, Air-Conditioning & Home Comfort System Exhibition	2018/04/26	3	Shandong	Ji'nan	Ji'nan International Convention and Exhibition Center	60000
471	Expo Clean for Commercial Properties and Hotels 2018	2018/04/26	3	Shanghai	Shanghai	The Shanghai New International Expo Center	38684
472	2018 28th Shanghai International Franchise Exhibition	2018/04/26	3	Shanghai	Shanghai	The Shanghai New International Expo Center	22000
473	2018 Shanghai's International Trade Fair for Solutions and Trends all about Retail	2018/04/26	3	Shanghai	Shanghai	The Shanghai New International Expo Center	20000
474	2018 29th Shenyang International Food Machinery, Packaging Equipment Exhibition	2018/04/26	3	Liaoning	Shenyang	Liaoning Industrial Exhibition Hall	20000
475	2018 16th Shenyang International Food Fair	2018/04/26	3	Liaoning	Shenyang	Liaoning Industrial Exhibition Hall	20000
476	2018 China Shenyang International Wine and Spirits Exhibition	2018/04/26	3	Liaoning	Shenyang	Liaoning Industrial Exhibition Hall	20000
477	2018 Lifestyle Show	2018/04/26	4	Shanghai	Shanghai	Shanghai New International Expo Center	55000
478	2018 2nd Hotel Plus	2018/04/26	4	Shanghai	Shanghai	The Shanghai New International Expo Center	200000
479	Expo Lighting for Commercial Properties 2018	2018/04/26	4	Shanghai	Shanghai	Shanghai New International Expo Center	80500
480	2018 23rd China (Shanghai) International Boat Show	2018/04/26	4	Shanghai	Shanghai	The Shanghai New International Expo Center	55000
481	2018 16th Qingdao International Auto Show (April)	2018/04/26	6	Shandong	Qingdao	Qingdao International Convention and Exhibition Centre	100000
482	2018 16th China International Dairy Summit & Expo	2018/04/27	3	Heilongjiang	Harbin	Harbin International Convention and Exhibition Center	25000
483	2018 13th China (Yiwu) Cultural Products Trade Fair	2018/04/27	4	Zhejiang	Yiwu	Yiwu International Expo Centre	70000
484	Zhengzhou Air Show 2018	2018/04/27	5	Henan	Zhengzhou	Zhengzhou Shangjie Airport	125000
485	2018 7th China Gansu International Car Trade Fair	2018/04/27	6	Gansu	Lanzhou	Gansu International Convention and Exhibition Center	80000
486	China Chenghai International Toys & Gifts Fair 2018	2018/04/28	3	Guangdong	Shantou	Chenghai Exhibition Center	30000
487	2018 18th (Spring) Guangdong International Auto Exhibition & Trade Fair	2018/04/28	4	Guangdong	Dongguan	GD Modern International Exhibition Center	60000
488	2018 15th Anhui International Automobile Exhibition	2018/04/28	4	Anhui	Hefei	Hefei Binhu International Convention and Exhibition Center	80000
489	2018 China (Foshan) International Auto Expo . Spring	2018/04/28	4	Guangdong	Foshan	Tanzhou International Convention and Exhibition Center	50000
490	2018 China (Dalian) International Automobile Trade Fair	2018/04/28	5	Liaoning	Dalian	Dalian World Expo Center	21000
491	2018 11th China (Nanjing) International Auto Expo	2018/04/28	5	Jiangsu	Nanjing	Nanjing International Expo Center	40000
492	Innovative Auto Show 2018	2018/04/28	5	Jiangsu	Suzhou	Suzhou International Expo Center	100000
493	2018 3rd China Tangshan International Automobile Industry Exhibition	2018/04/28	6	Hebei	Tangshan	Tangshan International Conference & Exhibition Center	50000
494	2018 Housing Automobile Fair Western Region in China (Yinchuan)	2018/04/28	7	Ningxia	Yinchuan	Yinchuan International Convention & Exhibition Centre	50000
495	2018 Anime Beats Comic-Con 02	2018/04/29	2	Beijing	Beijing	Etrong International Exhibition & Convention Center (Beijing)	26000
496	CAEXPO Cartoon, Animation & Games Exhibition 2018	2018/04/29	3	Guangxi	Nanning	Nannig International Convention and Exhibition Center	20000
497	2018 Wuxi International Auto Show	2018/04/29	3	Jiangsu	Wuxi	Wuxi International Convention and Exhibition Center	25000
498	China Xianghe International Furniture Fair 2018	2018/04/29	3	Hebei	Langfang	Xianghe Furniture City	3000000
499	Third Qingdao Auto Show in 2018	2018/04/29	3	Shandong	Qingdao	Qingdao Huaxiu International Convention and Exhibition Center	20000
500	2018 10th China Huaxia Housing and Furnishing Exposition	2018/04/29	3	Henan	Zhengzhou	Zhengzhou International Convention and Exhibition Centre	23500
501	2018 13th "Art Beijing" Contemporary Art Fair	2018/04/29	4	Beijing	Beijing	National Agriculture Exhibition Center	30000

Appendix 1 Schedule of Trade and Economic Fairs held in Mainland China in 2018 (above 20,000 m²)

S/N	Exhibition Name	Opening Date	Durationn (Days)	Province/ Autonomous Region/ Municipality	City	Venue	Area (m ²)
502	2018 China Langfang Auto Show	2018/04/29	4	Hebei	Langfang	Langfang International Convention & Exhibition Center	23500
503	2018 7th China (Wenling) International Automobile Fair	2018/04/29	4	Zhejiang	Taizhou	Wenling Convention Exhibition Center	20000
504	2018 2nd China-Northeast Asia (Changchun) International Auto Expo	2018/04/29	4	Jilin	Changchun	Changchun Modern Agricultural Park	50000
505	2018 Pcauto.com Auto E-commerce International Automobile Fair	2018/04/29	4	Jiangsu	Nanjing	Nanjing International Exhibition Center	22500
506	Qingdao Flower Expo	2018/04/29	8	Shandong	Qingdao	Dry peach flower ecological park	50000
507	2018 19th International Automobile Industry Exhibition Hangzhou China	2018/04/30	4	Zhejiang	Hangzhou	Peace International Conference & Exhibition Center	50000
508	2018 12th China (Jinzhou) Internationnal Automobile Exposition	2018/04/30	4	Liaoning	Jinzhou	Jinzhou International Convention and Exhibition Center	20000
509	2018 4th Beijing International New Urbanization Industry Expo	2018/04/30	4	Beijing	Beijing	China National Convention Center	20000
510	2018 4th Shenzhen International Pet Fair	2018/05/01	5	Guangdong	Shenzhen	Shenzhen Convention & Exhibition Center	30000
511	2018 123rd China Import and Export Fair (Phase III)	2018/05/01	5	Guangdong	Guangzhou	China Import & Export Fair Complex	1185000
512	CE China 2018	2018/05/03	3	Guangdong	Shenzhen	Shenzhen Convention & Exhibition Center	159000
513	2018 35th China (Jinan) International Beauty Salon Cosmetics Industry Expo	2018/05/03	3	Shandong	Ji'nan	Ji'nan International Convention and Exhibition Center	30000
514	2018 18th China International Electrical Power Electrician Equipment and Technology Exhibition	2018/05/03	3	Shanghai	Shanghai	The Shanghai New International Expo Center	43000
515	2018 UM Expo	2018/05/03	3	Shanghai	Shanghai	The Shanghai New International Expo Center	20000
516	IE Expo China 2018	2018/05/03	3	Shanghai	Shanghai	The Shanghai New International Expo Center	128000
517	Fashion Source 2018	2018/05/03	3	Guangdong	Shenzhen	Shenzhen Convention & Exhibition Center	90000
518	2018 17th China (Shanghai) International Power and Generating Set Exhibition	2018/05/03	3	Shanghai	Shanghai	The Shanghai New International Expo Center	30000
519	2018 9th Ningbo China International Tea Culture Exposition	2018/05/03	4	Zhejiang	Ningbo	Ningbo International Convention and Exhibition Center	22000
520	2018 15th China International Fresh Air System and Air Purification Industry Expo	2018/05/03	4	Shanghai	Shanghai	The Shanghai New International Expo Center	25000
521	2018 21st China International Photograph & Electrical Imaging Machinery and Technology Fair	2018/05/03	4	Beijing	Beijing	Beijing Exhibition Center	22000
522	China Franchise Expo 2018(Beijing)	2018/05/04	3	Beijing	Beijing	China National Convention Center	23000
523	2018 4th China (Chengdu) International New Energy & Electric Vehicles Exhibition	2018/05/04	3	Sichuan	Chengdu	New International Convention & Exposition Center Chengdu Century City	46000
524	2018 8th China (Xiamen) Pregnancy & Baby Products Expo	2018/05/04	3	Fujian	Xiamen	Xiamen International Convention and Exhibition Center	36600
525	2018 14th Shanghai International Kids Education Expo	2018/05/04	3	Shanghai	Shanghai	Shanghai Exhibition Center	22000
526	2018 China Sichuan Urban Constuction Expo	2018/05/04	3	Sichuan	Chengdu	New International Convention & Exposition Center Chengdu Century City	23000
527	2018 China-Northeast Asia Clean Energy (Heating) Industry Expo	2018/05/04	3	Jilin	Changchun	Changchun International Convention and Exhibition Center	22000
528	2018 2nd Beijing-Tianjin-Hebei (Shijiazhuang) Meal and Hot Pot Industry Expo	2018/05/05	2	Hebei	Shijiazhuang	Shijiazhuang Liberation Square Convention and Exhibition Center	55000
529	2018 21st China Heibei International Wine & Food Fair	2018/05/05	2	Hebei	Shijiazhuang	Shijiazhuang Liberation Square Convention and Exhibition Center	45000
530	2018 China International Food Processing & Packaging Equipment Exhibition (Weifang)	2018/05/05	3	Shandong	Weifang	Weifang Shandong-Taiwan Convention and Exhibition Center	50000
531	2018 16th China (Wenzhou) International Optics Fair	2018/05/05	3	Zhejiang	Wenzhou	Wenzhou International Expo Center	35000
532	2018 Xinjiang Agricultural Machinery Expo	2018/05/05	3	Xinjiang	Urumqi	Xinjiang International Conference & Exhibition Centre	50000
533	2018 8th China Zhengzhou International Furniture Exhibition	2018/05/05	3	Henan	Zhengzhou	Zhengzhou International Convention and Exhibition Centre	120000
534	2018 The 8rd China (Zhengzhou) International Door Industry Exhibition	2018/05/05	3	Henan	Zhengzhou	Zhengzhou International Convention and Exhibition Centre	40000
535	2018 GME	2018/05/06	3	Guangdong	Foshan	Tanzhou International Convention and Exhibition Center	30000
536	2018 China Keqiao International Textile Expo	2018/05/06	3	Zhejiang	Shaoxing	China Textile City International Convention & Exhibition Center	38000
537	2018 China Yiwu Imported Commo Dities Fair	2018/05/06	4	Zhejiang	Yiwu	Yiwu International Expo Centre	40000
538	28th China International Bicycle Fair/China International E-bike & Parts Fair 2018/China International Motorcycle & Parts Fair 2018/Shanghai International Outdoor Cycling Products Fair 2018	2018/05/06	4	Shanghai	Shanghai	National Exhibition and Convention Center (Shanghai)	150000

S/N	Exhibition Name	Opening Date	Duration (Days)	Province/ Autonomous Region/ Municipality	City	Venue	Area (m ²)
539	2018 11th China International Defence Electronics Exhibition	2018/05/07	3	Beijing	Beijing	China International Exhibition Center (Sanyuanqiao)	40000
540	2018 17th Jinan International Security Defensive production Exhibition	2018/05/08	3	Shandong	Ji'nan	Ji'nan International Convention and Exhibition Center	22000
541	2018 15th China Hardware & Electrical Appliances Trade Fair	2018/05/08	3	Zhejiang	Yongkang	Yongkang International Convention and Exhibition Center	35000
542	2018 Guangzhou International Entertainment Technology Show	2018/05/08	4	Guangdong	Guangzhou	Poly World Trade Center Expo	80000
543	China (Shanghai) International Elevator Expo 2018	2018/05/08	4	Shanghai	Shanghai	National Exhibition and Convention Center (Shanghai)	135000
544	2018 23rd Beijing Essen Welding & Cutting Fair	2018/05/08	4	Guangdong	Dongguan	GD Modern International Exhibition Center	60000
545	2018 7th China International Aging Services Expo	2018/05/09	3	Beijing	Beijing	China National Convention Center	30000
546	2018 4th International Battery and Energy Storage Technology Expo and 9th China Lithium Battery Industry Summit	2018/05/09	3	Guangdong	Guangzhou	Guangzhou International Sourcing Center	21000
547	2018 China (Guangzhou) International New Energy Vehicle Ecology Industry China Exhibition & Global New Energy Vehicle Leadership Summit	2018/05/09	3	Guangdong	Guangzhou	Guangzhou International Sourcing Center	30000
548	Integrated Automation, Motion & Drives Bijing 2018	2018/05/09	3	Beijing	Beijing	Beijing Exhibition Center	20000
549	2018 5th China (Nanjing) Sliding Door Fair	2018/05/09	3	Jiangsu	Nanjing	Nanjing International Expo Center	120000
550	2018 China (Ningbo) International Sourcing Fair on Lamps, Lanterns and Accessories & LED Illumination Exhibition	2018/05/09	3	Zhejiang	Ningbo	Ningbo International Convention and Exhibition Center	40000
551	2018 4th China West International Exhibition For Refrigeration, Air-Conditioning, Heating and Ventilation, Frozen Food Processing, Packaging and Storage	2018/05/09	3	Chongqing	Chongqing	Chongqing EXPO Center	23000
552	2018 75th China Motorcycle Parts Fair	2018/05/09	3	Chongqing	Chongqing	Chongqing EXPO Center	60000
553	2018 China Beverage Conference	2018/05/09	3	Jiangsu	Nanjing	Nanjing International Exhibition Center	22500
554	Bakery China2018	2018/05/09	4	Shanghai	Shanghai	The Shanghai New International Expo Center	204000
555	LiJia International Intelligent Equipment Expo 2018	2018/05/09	4	Chongqing	Chongqing	Chongqing EXPO Center	85000
556	2018 19th China (Chongqing) International Machinery Exhibition	2018/05/09	4	Chongqing	Chongqing	Chongqing EXPO Center	46000
557	2018 China (Hunan) Automobile Exhibition	2018/05/09	5	Hunan	Changsha	Hunan International Convention and Exhibition Center	100000
558	2018 Shanghai International Jewelry Fair	2018/05/09	5	Shanghai	Shanghai	Shanghai World Expo Exhibition & Convention Center	42000
559	2018 China (Zhengzhou) International Trade Fair for Heating & Home Comfort	2018/05/10	3	Henan	Zhengzhou	Central China International Expo Center	30000
560	2018 China Chengdu International Smart City Technology Exhibition	2018/05/10	3	Sichuan	Chengdu	New International Convention & Exposition Center Chengdu Century City	30000
561	2018 1st Exposition on China Indigenous Brand	2018/05/10	3	Shanghai	Shanghai	Shanghai Exhibition Center	25000
562	2018 34th Harbin Asia Pacific Beauty Salon Cosmetics	2018/05/10	3	Heilongjiang	Harbin	Harbin International Convention and Exhibition Center	20000
563	2018 China (Zibo) General Machinery Expo and Pump and Valve Chemical Equipment Exhibition	2018/05/10	3	Shandong	Zibo	Zibo International Convention and Exhibition Center	25000
564	ICIF China 2018	2018/05/10	3	Shandong	Zibo	Zibo International Convention and Exhibition Center	30000
565	2018 2nd China (Zhongshan) Optoelectronic Equipment Expo	2018/05/10	3	Guangdong	Zhongshan	Zhongshan Torch International Exhibition Center	20000
566	CDREE 2018	2018/05/10	3	Sichuan	Chengdu	New International Convention & Exposition Center Chengdu Century City	20000
567	2018 16th China (Chongqing) Green Building Decoration Materials Exposition	2018/05/10	3	Chongqing	Chongqing	Chongqing International Convention and Exhibition Center	25000
568	2018 19th China International NGVS and Gas Station Equipment Exhibition & Summit Forum	2018/05/10	3	Beijing	Beijing	China International Exhibition Center (Shunyi)	60000
569	2018 20th China International Floriculture Expo	2018/05/10	3	Beijing	Beijing	China International Exhibition Center (Shunyi)	40000
570	Prolight + Sound Guangzhou 2018	2018/05/10	4	Guangdong	Guangzhou	China Import & Export Fair Complex	130000
571	2018 15th China (Shanghai) International Tea Expo	2018/05/10	4	Shanghai	Shanghai	Shanghai World Expo Exhibition & Convention Center	40000
572	2018 7th China Sichuan International Tea Expo	2018/05/10	4	Sichuan	Chengdu	New International Convention & Exposition Center Chengdu Century City	50000
573	2018 China Xiamen International Buddhist Items & Crafts Fair (Spring)	2018/05/10	5	Fujian	Xiamen	Xiamen International Convention and Exhibition Center	110000
574	China Xiamen International Tea Industry Fair (Spring Edition) 2018/ China Xiamen International TEA Packaging & Design Fair	2018/05/10	5	Fujian	Xiamen	Xiamen International Convention and Exhibition Center	53000

Appendix 1 Schedule of Trade and Economic Fairs held in Mainland China in 2018 (above 20,000 m²)

S/N	Exhibition Name	Opening Date	Duration (Days)	Province/ Autonomous Region/ Municipality	City	Venue	Area (m ²)
575	2018 14th China (Shenzhen) International Cultural Industry Fair	2018/05/10	5	Guangdong	Shenzhen	Shenzhen Convention & Exhibition Center	105000
576	2018 16th China (Anhui) International Sugar and Food Fair	2018/05/11	3	Anhui	Hefei	Hefei Binhu International Convention and Exhibition Center	40000
577	2018 China Shanghai Agricultural Trade Fair	2018/05/11	3	Shanghai	Shanghai	Shanghai Everbright Convention & Exhibition Center	20000
578	2018 17th Changchun Food & Drinks Fair	2018/05/11	3	Jilin	Changchun	Changchun International Convention and Exhibition Center	60000
579	2018 17th Shandong Tea Culture Exhibition	2018/05/11	4	Shandong	Ji'nan	Ji'nan Shungeng International Convention and Exhibition Center	30000
580	2018 China Pet Expo	2018/05/12	3	Beijing	Beijing	National Agriculture Exhibition Center	40000
581	2018 6th Inner Mongolia International of Building Materials, Interior Decoration Materials and Heating and Heating Exhibition	2018/05/12	3	Inner Mongolia	Huhot	Inner Mongolia International Convention and Exhibition Center	38000
582	International Green Building Industry Expo 2018	2018/05/12	3	Inner Mongolia	Huhot	Inner Mongolia International Convention and Exhibition Center	33000
583	2018 Inner Mongolia International Doors, Windows and Curtain Walls Exhibition	2018/05/12	3	Inner Mongolia	Huhot	Inner Mongolia International Convention and Exhibition Center	38000
584	2018 Inner Mongolia International Heating, Ventilation and Air Conditioning and Building New Energy Equipment Exhibition	2018/05/12	3	Inner Mongolia	Huhot	Inner Mongolia International Convention and Exhibition Center	30000
585	CGC Weihai Boat, Fishing & Outdoor Show 2018	2018/05/12	3	Shandong	Weihai	Wenzhou International Exhibition Center	30000
586	2018 20th Beijing International Toys and Childcare Articles Exhibition	2018/05/12	3	Beijing	Beijing	China International Exhibition Center (Sanyuanqiao)	35000
587	China Wuhan Tea Industry Fair 2018	2018/05/12	4	Hubei	Wuhan	Wuhan International Conference & Exhibition Centre	20000
588	2018 China Woodworking•Glass•Rubber & Plastic Machinery Expo & Metal Processing and Parts Expo	2018/05/13	4	Guangdong	Foshan	Tanzhou International Convention and Exhibition Center	25000
589	2018 Shanghai International Exhibition on Material Analysis Test Equipment and Laboratory Equipment	2018/05/14	3	Shanghai	Shanghai	National Exhibition and Convention Center (Shanghai)	20000
590	Shanghai International Food & Drinks Fair 2018	2018/05/14	3	Shanghai	Shanghai	National Exhibition and Convention Center (Shanghai)	50000
591	2018 Shanghai International MRO Exhibition	2018/05/14	3	Shanghai	Shanghai	National Exhibition and Convention Center (Shanghai)	50000
592	2018 4th Shanghai International Hotel & Catering Supply Chain Trade Fair	2018/05/14	3	Shanghai	Shanghai	National Exhibition and Convention Center (Shanghai)	35000
593	UAV China 2018	2018/05/14	3	Shanghai	Shanghai	National Exhibition and Convention Center (Shanghai)	60000
594	2018 11th Shanghai International Import and Export Food & Beverage Exhibition	2018/05/14	3	Shanghai	Shanghai	National Exhibition and Convention Center (Shanghai)	35000
595	2019 FMA CHINA	2018/05/14	3	Shanghai	Shanghai	National Exhibition and Convention Center (Shanghai)	30000
596	2018 9th Shanghai International Top Edible Oil & Olive oil Exhibition	2018/05/14	3	Shanghai	Shanghai	National Exhibition and Convention Center (Shanghai)	20000
597	China (Shanghai) International Nano Fair 2018	2018/05/14	3	Shanghai	Shanghai	National Exhibition and Convention Center (Shanghai)	20000
598	China (Shanghai) International Eco-city Construction Expo 2018	2018/05/14	3	Shanghai	Shanghai	National Exhibition and Convention Center (Shanghai)	20000
599	2018 6th China International Aviation Services Trade Fair	2018/05/14	3	Shanghai	Shanghai	National Exhibition and Convention Center (Shanghai)	50000
600	Shanghai 3D Printing Fair 2018	2018/05/14	3	Shanghai	Shanghai	National Exhibition and Convention Center (Shanghai)	30000
601	2018 10th China (Guangzhou) Int'l Integrated Housing Industry Expo	2018/05/15	3	Guangdong	Guangzhou	Poly World Trade Center Expo	60000
602	China GRTAE 2018	2018/05/15	3	Shandong	Dongying	Guangrao International Expo Center	43000
603	2018 9th China International Exhibition on Police Equipment	2018/05/15	4	Beijing	Beijing	China National Convention Center	36500
604	2018 China Mobile Phone Manufacturing Technology Exhibition	2018/05/16	2	Guangdong	Dongguan	GD Modern International Exhibition Center	20000
605	2018 China (Shanghai) International Smart Hotel Exhibition	2018/05/16	2	Guangdong	Guangzhou	China Import & Export Fair Complex	30000
606	2018 19th Asian Food Marketplace	2018/05/16	3	Shanghai	Shanghai	The Shanghai New International Expo Center	162000
607	Transport logistic China 2018	2018/05/16	3	Shanghai	Shanghai	The Shanghai New International Expo Center	47000
608	2018 China (Jiangsu) International Senior Care, Healthcare and Rehabilitation Medicine Exhibition	2018/05/16	3	Jiangsu	Suzhou	SBS International Exhibition and Convention Center	22000
609	China (Jiangsu) International Medical Devices Exhibition 2018	2018/05/16	3	Jiangsu	Suzhou	SBS International Exhibition and Convention Center	20000
610	China Import Expo. Kunshan 2018	2018/05/16	3	Jiangsu	Kunshan	Huaqiao International Expo Center	50000

S/N	Exhibition Name	Opening Date	Duration (Days)	Province/ Autonomous Region/ Municipality	City	Venue	Area (m ²)
611	2018 16th China (Luohe) Food Expo	2018/05/16	3	Henan	Luohe	Luohe International Convention and Exhibition Center	50000
612	Asia Food Tech 2018	2018/05/16	3	Shanghai	Shanghai	The Shanghai New International Expo Center	50000
613	2018 13th Door Window Curtain-Wall Exhibition	2018/05/16	3	Shandong	Weifang	Fuwah International Exhibition Center	30000
614	2018 East China Circuit Board and Surface Mount Exhibition	2018/05/16	3	Jiangsu	Suzhou	Suzhou International Expo Center	26000
615	2018 China Foundry Industry Exhibition	2018/05/16	4	Beijing	Beijing	China International Exhibition Center (Shunyi)	100000
616	China (Harbin) International Power Transmission & Control Technology Exhibition, 2018	2018/05/17	3	Heilongjiang	Harbin	Harbin International Convention and Exhibition Center	26000
617	2018 China Harbin International Construction Machinery, Building Materials Machinery, Mining Machinery and Special Vehicles Exhibition	2018/05/17	3	Heilongjiang	Harbin	Harbin International Convention and Exhibition Center	36000
618	CHIME 2018	2018/05/17	3	Heilongjiang	Harbin	Harbin International Convention and Exhibition Center	22000
619	2018 China Harbin International Equipment Manufacturing Exposition	2018/05/17	3	Heilongjiang	Harbin	Harbin International Convention and Exhibition Center	36000
620	2018 4th Harbin International Energy saving and New Energy Vehicles Exhibition	2018/05/17	3	Heilongjiang	Harbin	Harbin International Convention and Exhibition Center	50000
621	2018 China Harbin International Hardware and Welding Expo	2018/05/17	3	Heilongjiang	Harbin	Harbin International Convention and Exhibition Center	20000
622	2018 18th China Harbin International Automation Exhibition	2018/05/17	3	Heilongjiang	Harbin	Harbin International Convention and Exhibition Center	36000
623	2018 17th Nanjing International Textiles, Fabrics, Accessories Exhibition	2018/05/17	3	Jiangsu	Nanjing	Nanjing International Exhibition Center	24000
624	Laserfair China 2018	2018/05/17	3	Guangdong	Shenzhen	Shenzhen Convention & Exhibition Center	20000
625	2018 7th China (Shenyang) International Modern Architecture Exposition	2018/05/17	3	Liaoning	Shenyang	Shenyang International Exhibition Center	60000
626	2018 6th Northeast Asia (Shenyang) Urban Sanitation and Municipal Engineering Facilities Exhibition	2018/05/17	3	Liaoning	Shenyang	Shenyang International Exhibition Center	20000
627	2018 China Solar Thermal Power Exhibition	2018/05/17	3	Jiangsu	Suzhou	Suzhou International Expo Center	31000
628	2018 32nd Dalian Import & Export Commodities Fair	2018/05/17	4	Liaoning	Dalian	Dalian World Expo Center	20000
629	2018 3rd Ningbo International Smart Factory Expo	2018/05/17	4	Zhejiang	Ningbo	Ningbo International Convention and Exhibition Center	30050
630	2018 13th Yiwu Auto Show	2018/05/17	4	Zhejiang	Yiwu	Yiwu International Expo Centre	40000
631	2018 21st China Beijing International Hi-Tech Expo	2018/05/17	4	Beijing	Beijing	China International Exhibition Center (Sanyuanqiao)	60000
632	2018 16th China International Medical Equipment Fair	2018/05/18	3	Fujian	Fuzhou	Fuzhou Strait International Convention and Exhibition Center	25000
633	Interwine China 2018	2018/05/18	3	Guangdong	Guangzhou	China Import & Export Fair Complex	50000
634	2018 6th China Changzhou international industrial equipment fair	2018/05/18	3	Jiangsu	Changzhou	Changzhou Xitaihu International Expo Center	45000
635	2018 12th Wuxi International New Energy Electric Vehicle Exhibition	2018/05/18	3	Jiangsu	Wuxi	Wuxi Taihu International Expo Center	31200
636	2018 China Food Traceability Industry Chain Summit Forum and China Traceable Food Fair	2018/05/18	3	Chongqing	Chongqing	Chongqing EXPO Center	46000
637	2018 24th Nanjing Ad & Sign Technology & Equipment Exhibition	2018/05/18	3	Jiangsu	Nanjing	Nanjing International Expo Center	24000
638	China Nanjing Sign Industry Expo 2018	2018/05/18	3	Jiangsu	Nanjing	Nanjing International Expo Center	40000
639	2018 2nd China (Linyi) International Exhibition of Refrigeration, Air Conditioning and Ventilation Equipment	2018/05/18	3	Shandong	Linyi	Linyi South of Shandong International Convention and Exhibition Center	30000
640	2018 4th China Wuhan International E-Business and Internet Plus Industry Exposition	2018/05/18	3	Hubei	Wuhan	Wuhan International Conference & Exhibition Centre	25000
641	2018 19th Xi'an International Hospitality Equipment & Supplies Fair	2018/05/18	3	Shaanxi	Xi'an	Xian Qujiang International Conference and Exhibition Centre	60000
642	2018 Chengdu Global Innovation and Entrepreneurship Fair	2018/05/18	3	Sichuan	Chengdu	New International Convention & Exposition Center Chengdu Century City	30000
643	2018 9th Hainan (Tunchang) Peasant Expo	2018/05/18	3	Hainan	Tunchang	Suichang County Agricultural Bocheng City	40000
644	2018 China (East China) International Sugar and Food Fair	2018/05/18	3	Jiangsu	Nanjing	Nanjing International Expo Center	24000
645	2018 16th China Animal Husbandry Expo	2018/05/18	3	Chongqing	Chongqing	Chongqing EXPO Center	130000
646	2018 4th Wenzhou Furniture Expo	2018/05/18	3	Zhejiang	Wenzhou	Wenzhou International Expo Center	30000
647	2018 China Langfang Economic & Trade Fair	2018/05/18	4	Hebei	Langfang	Langfang International Convention & Exhibition Center	42300
648	2018 21st Century Maritime Silk Road Exposition & 17th Cross-Straits Fair for Economy and Trade	2018/05/18	5	Fujian	Fuzhou	Fuzhou Strait International Convention and Exhibition Center	120000

Appendix 1 Schedule of Trade and Economic Fairs held in Mainland China in 2018 (above 20,000 m²)

S/N	Exhibition Name	Opening Date	Duration (Days)	Province/ Autonomous Region/ Municipality	City	Venue	Area (m ²)
649	2018 2nd China International Tea Expo	2018/05/18	5	Zhejiang	Hangzhou	Hangzhou International Expo Center	70000
650	2018 19th National Hospital Construction Convention & China International Hospital Construction, Equipment & Management Exhibition	2018/05/19	3	Hubei	Wuhan	Wuhan International Expo Center	64000
651	2018 6th Guangzhou International Exhibition of Digital Printing, Graphic Printing	2018/05/19	3	Guangdong	Guangzhou	Guangzhou International Sourcing Center	25000
652	Shanghai International Beauty Expo 2018	2018/05/19	3	Shanghai	Shanghai	National Exhibition and Convention Center (Shanghai)	190000
653	2018 Guangdong Modern Office Industry Expo	2018/05/19	3	Guangdong	Guangzhou	Guangzhou International Sourcing Center	20000
654	IMWE 2018	2018/05/19	3	Shanghai	Shanghai	National Exhibition and Convention Center (Shanghai)	40000
655	2018 RTRV SHOW	2018/05/19	3	Shanghai	Shanghai	Shanghai Automobile Exhibition Center	35000
656	CITPE 2018	2018/05/20	3	Guangdong	Guangzhou	Poly World Trade Center Expo	28770
657	2018 5th Guangzhou International Drone and Model Exhibition	2018/05/20	3	Guangdong	Guangzhou	Poly World Trade Center Expo	45000
658	2018 10th Guangzhou International Wedding Photography and Children's Photography Exhibition	2018/05/20	3	Guangdong	Guangzhou	Poly World Trade Center Expo	30000
659	2018 12th National Food Expo & Food & Drinks Fair (Jinan)	2018/05/20	3	Shandong	Ji'nan	Ji'nan International Convention and Exhibition Center	38000
660	2018 3rd China (Shandong) International Hotel & Catering Expo	2018/05/20	3	Shandong	Ji'nan	Ji'nan International Convention and Exhibition Center	20000
661	2018 2nd Belt and Road Gastronomy Diplomacy Meeting	2018/05/20	3	Beijing	Beijing	China National Convention Center	28000
662	2018 2nd Shaanxi Belt and Road Science & Technology Innovation and Entrepreneurship Expo	2018/05/20	11	Shaanxi	Xi'an	Xian Qujiang International Conference and Exhibition Centre	20000
663	2018 9th China (Shanghai) International Bearing Industry Exhibition	2018/05/21	3	Shanghai	Shanghai	Shanghai Everbright Convention & Exhibition Center	60000
664	CINDT 2018	2018/05/21	3	Shanghai	Shanghai	Shanghai Everbright Convention & Exhibition Center	36000
665	2018 9th International Clean Technology and Equipment for Parts and Components Expo	2018/05/21	3	Shanghai	Shanghai	Shanghai Everbright Convention & Exhibition Center	35000
666	2018 Shanghai International Antitrust Materials & Metal Material Pack Expo	2018/05/21	3	Shanghai	Shanghai	Shanghai Everbright Convention & Exhibition Center	31000
667	Photonics China 2018	2018/05/22	3	Beijing	Beijing	Etrong International Exhibition & Convention Center (Beijing)	30000
668	2018 23rd China Beauty Expo	2018/05/22	3	Shanghai	Shanghai	The Shanghai New International Expo Center	26000
669	2018 Global Intelligent Industry Conference (GIIC2018) and Global Innovation Technology Transfer Convention	2018/05/22	3	Beijing	Beijing	Etrong International Exhibition & Convention Center (Beijing)	30000
670	CBE 2018	2018/05/22	3	Shanghai	Shanghai	The Shanghai New International Expo Center	76000
671	2018 13th China International Battery Fair	2018/05/22	3	Guangdong	Shenzhen	Shenzhen Convention & Exhibition Center	110000
672	2018 China (Beijing) International Heating, Ventilation, Air-conditioning and Sanitation, Urban Construction Equipment and Technology Exhibition	2018/05/22	3	Beijing	Beijing	China International Exhibition Center (Shunyi)	106800
673	2018 10th China East and West Small Animal Clinical Veterinary Conference	2018/05/22	4	Yunnan	Kunming	Kunming Dianchi International Convention and Exhibition Center	20000
674	2018 China Franchise Expo (Guangzhou)	2018/05/23	3	Guangdong	Guangzhou	Nan Fung International Convention & Exhibition Center	20000
675	2018 9th China International Logistics Equipment & Technology Exhibition (Guangzhou)	2018/05/23	3	Guangdong	Guangzhou	China Import & Export Fair Complex	20000
676	2018 Intelligence Manufactory Show	2018/05/23	3	Guangdong	Guangzhou	China Import & Export Fair Complex	50000
677	2018 9th China (Guangzhou) Hotel Catering Expo	2018/05/23	3	Guangdong	Guangzhou	China Import & Export Fair Complex	30000
678	2018 18th Shanghai International Public Safety Products Expo	2018/05/23	3	Shanghai	Shanghai	Shanghai World Expo Exhibition & Convention Center	25000
679	2018 China (Xi'an) International Social Public Security Products, Wisdom City and Police Anti-Terrorism Technology Exposition	2018/05/23	3	Shaanxi	Xi'an	Xian Qujiang International Conference and Exhibition Centre	24000
680	CWCE 2018	2018/05/23	3	Shanghai	Shanghai	Shanghai Everbright Convention & Exhibition Center	22000
681	2018 22th China Bakery Exhibition (Guangzhou)	2018/05/23	3	Guangdong	Guangzhou	China Import & Export Fair Complex	61000
682	EMC/China 2018	2018/05/24	2	Guangdong	Shenzhen	Shenzhen Sentosa Hotel	30000
683	2018 Zhengzhou Central China International Equipment Manufacturing Industry Expo	2018/05/24	3	Anhui	Hefei	Hefei Binhu International Convention and Exhibition Center	20000
684	2018 Chengdu International Auto Spare Parts and After-Sales Service	2018/05/24	3	Sichuan	Chengdu	New International Convention & Exposition Center Chengdu Century City	45000

S/N	Exhibition Name	Opening Date	Durationn (Days)	Province/ Autonomous Region/ Municipality	City	Venue	Area (m ²)
685	2018 20th Dalian International Industry Expo	2018/05/24	3	Liaoning	Dalian	Dalian Xinghai Conference Exhibition Center	30000
686	2018 27th China International Exhibition on Pro Audio, Light, Music&Technology	2018/05/24	4	Beijing	Beijing	China International Exhibition Center (Sanyuanqiao)	36400
687	2018 World Intelligent Vehicles Expo	2018/05/24	5	Jiangsu	Kunshan	Huaqiao International Expo Center	80000
688	China (Guangzhou) Tea Expo 2018	2018/05/24	5	Guangdong	Guangzhou	China Import & Export Fair Complex	60000
689	2018 Ludong (Yantai) Nutrition Health and Dietary Health Expo	2018/05/24	5	Shandong	Yantai	Yantai International Expo Center	20000
690	World Manufacturing Convention 2018/Investment and Trade Expo 2018 Anhui China	2018/05/25	3	Anhui	Hefei	Hefei Binhu International Convention and Exhibition Center	43000
691	TCW Expo 2018	2018/05/25	3	Shanghai	Shanghai	National Exhibition and Convention Center (Shanghai)	23000
692	SERVO-CHINA 2018	2018/05/25	3	Shanghai	Shanghai	National Exhibition and Convention Center (Shanghai)	20000
693	2018 15th Shanghai International Gear Transmission and Gear Reduction Exhibition	2018/05/25	3	Shanghai	Shanghai	National Exhibition and Convention Center (Shanghai)	30000
694	2018 China (Jiangxi) International Catering Expo	2018/05/25	3	Jiangxi	Nanchang	Nanchang Greenland International Expo Center	55000
695	2018 15th Shanghai International Functional Film Expo	2018/05/25	3	Shanghai	Shanghai	National Exhibition and Convention Center (Shanghai)	25500
696	2018 Shanghai International Coating and Coil Processing Technology Exhibition	2018/05/25	3	Shanghai	Shanghai	National Exhibition and Convention Center (Shanghai)	26800
697	2018 Asia (Shanghai) International Filtration and Separation Industry Exhibition	2018/05/25	3	Shanghai	Shanghai	National Exhibition and Convention Center (Shanghai)	20000
698	2018 8th China (Shanghai) International Gas Technology and Equipment Exhibition	2018/05/25	3	Shanghai	Shanghai	National Exhibition and Convention Center (Shanghai)	40000
699	2018 China International Modernization of Railway Technology Equipment Exhibition	2018/05/25	3	Shanghai	Shanghai	National Exhibition and Convention Center (Shanghai)	20000
700	2018 China International Surface Finishing, Coating and Coating Products Exhibition	2018/05/25	3	Shanghai	Shanghai	National Exhibition and Convention Center (Shanghai)	60000
701	2018 China (Shanghai) International Offshore Engineering Equipment & Port Machinery Exposition	2018/05/25	3	Shanghai	Shanghai	National Exhibition and Convention Center (Shanghai)	30000
702	2018 China Game Festival and Wuhan•China Optics Valley Digital Culture Creative Technology Exhibition	2018/05/25	3	Hubei	Wuhan	Wuhan International Conference & Exhibition Centre	20000
703	2018 11th China Bioindustry Convention	2018/05/25	3	Hubei	Wuhan	China Optics Valley Convention & Exhibition Center	20000
704	2018 Central China International Equipment Manufacturing Industry Fair & Hunan International Industrial Equipment Exhibition	2018/05/25	3	Hunan	Changsha	Changsha International Convention and Exhibition Center	22000
705	2018 41st Weihai Radio and TV Media Auto Show	2018/05/25	3	Shandong	Weihai	Wenzhou International Exhibition Center	20000
706	2018 China Huaxia Housing and Furnishing Exposition (Beijing)	2018/05/25	3	Beijing	Beijing	Beijing Exhibition Center	30000
707	2018 12th China (Jinan) International Tea Expo and 6th Tea Culture Festival	2018/05/25	4	Shandong	Ji'nan	Ji'nan International Convention and Exhibition Center	25000
708	2018 5th China (Changchun) International Buddhist Items & Supplies Expo	2018/05/25	4	Jilin	Changchun	Changchun International Convention and Exhibition Center	30000
709	2018 10th China International Tourism Commodities Fair	2018/05/25	4	Zhejiang	Yiwu	Yiwu International Expo Centre	50000
710	2018 China International Sporting Goods Show	2018/05/25	4	Shanghai	Shanghai	National Exhibition and Convention Center (Shanghai)	180000
711	2018 21st Western China International Fair for Investment and Trade	2018/05/25	4	Chongqing	Chongqing	Chongqing EXPO Center	110000
712	2018 16th Central China International Automobile Exhibition	2018/05/25	5	Hubei	Wuhan	Wuhan International Expo Center	100000
713	Shenyang Auto Expo 2018 Summer	2018/05/26	2	Liaoning	Shenyang	Shenyang International Exhibition Center	80000
714	2018 China (Xuzhou) International Pet Industry Fair	2018/05/26	3	Jiangsu	Xuzhou	Xuzhou International Exhibition Centre	20000
715	China International Big Data Industry Expo 2018	2018/05/26	4	Guizhou	Guiyang	Guiyang International Convention and Exhibition Center	28000
716	2018 11th China (Xiaoshan) Entertainment Appliances (Mahjong Machine) Exhibition and China Mahjong Chess Industry Expo	2018/05/27	2	Zhejiang	Hangzhou	Hangzhou International Expo Center	20000
717	2018 18th Guangzhou Int'l Leather Bags . Hand Bags Fair	2018/05/27	3	Guangdong	Guangzhou	Poly World Trade Center Expo	36800
718	2018 China (Kunming) International Beauty & Cosmetic Expo	2018/05/27	3	Yunnan	Kunming	Kunming International Convention and Exhibition Center	20000
719	2018 China Lube Oil, Grease and Automobile Maintenance Exhibition	2018/05/27	3	Henan	Zhengzhou	Zhengzhou International Convention and Exhibition Centre	50000
720	2018 13th China Linyi Industrial Equipment Expo	2018/05/28	3	Shandong	Linyi	Linyi South of Shandong International Convention and Exhibition Center	20000

Appendix 1 Schedule of Trade and Economic Fairs held in Mainland China in 2018 (above 20,000 m²)

S/N	Exhibition Name	Opening Date	Duration (Days)	Province/ Autonomous Region/ Municipality	City	Venue	Area (m ²)
721	SNEC 2018 12th Shanghai International Photovoltaic Power Generation and Smart Energy Exhibition & Conference	2018/05/28	3	Shanghai	Shanghai	The Shanghai New International Expo Center	200000
722	2018 16th China International Roof & Building Waterproofing Technology Exhibition	2018/05/28	3	Shanghai	Shanghai	Shanghai World Expo Exhibition & Convention Center	30000
723	2018 14th China International Exhibition on Transport Technology & Equipment	2018/05/28	3	Beijing	Beijing	China International Exhibition Center (Shunyi)	70000
724	China International Solid Wood Furniture Exhibition 2018	2018/05/28	4	Tianjin	Tianjin	Tianjin Mei Jiang Convention Center	140000
725	2018 5th China (Beijing) International Service and Trade Fair	2018/05/28	5	Beijing	Beijing	China National Convention Center	50000
726	2018 China (Dongying) International Petrochemical & Oil Products Trade Fair	2018/05/29	3	Shandong	Dongying	Dongying Yellow River International Convention and Exhibition Center	20000
727	2018 8th Shanghai International Roofs (Stereoscopic) Greening and Green Building Materials Expo	2018/05/29	3	Shanghai	Shanghai	Shanghai World Expo Exhibition & Convention Center	80000
728	2018 28th Guangzhou International Exhibition on Shoes, Leather & Shoemaking Equipment	2018/05/30	3	Guangdong	Guangzhou	China Import & Export Fair Complex	55000
729	2018 8th China (Ningbo) International Fair for Composite Materials, Technologies and Products	2018/05/30	3	Zhejiang	Ningbo	Ningbo International Convention and Exhibition Center	20000
730	2018 China (Ningbo) International Tire Industry Expo	2018/05/30	3	Zhejiang	Ningbo	Ningbo International Convention and Exhibition Center	30000
731	2018 17th Central China (Hunan) Food & Drinks Fair	2018/05/30	3	Hunan	Changsha	Hunan International Convention and Exhibition Center	20000
732	Ceramics China 2018	2018/05/30	4	Guangdong	Guangzhou	China Import & Export Fair Complex	20000
733	2018 China (Foshan) International Ceramics Equipment and Materials Exhibition	2018/05/30	4	Guangdong	Foshan	Tanzhou International Convention and Exhibition Center	50000
734	2018 China Library Association Annual Meeting • China Library Exhibition	2018/05/30	4	Hebei	Langfang	Langfang International Convention & Exhibition Center	33300
735	2018 AQUATECH CHINA	2018/05/31	3	Shanghai	Shanghai	National Exhibition and Convention Center (Shanghai)	220000
736	2018 China Fire Expo	2018/05/31	3	Tianjin	Tianjin	Tianjin International Exhibition Centre	25000
737	2018 9th China International Smart City & Public Security Products Exhibition	2018/05/31	3	Tianjin	Tianjin	Tianjin International Exhibition Centre	20000
738	2018 15th Foshan International Tea Expo	2018/05/31	3	Tianjin	Tianjin	Tianjin International Exhibition Centre	20000
739	CIEIE 2018	2018/05/31	3	Tianjin	Tianjin	Tianjin International Exhibition Centre	45000
740	2018 3rd China (Tianjin) International Internet of Things & Smart City Application Exhibition	2018/05/31	3	Tianjin	Tianjin	Tianjin International Exhibition Centre	20000
741	2018 7th China Equipment Manumacuring Expo	2018/05/31	3	Jiangsu	Xuzhou	Xuzhou International Exhibition Centre	20000
742	2018 Ecotech China Air (Shanghai)	2018/05/31	3	Shanghai	Shanghai	National Exhibition and Convention Center (Shanghai)	30000
743	2018 China International Education Equipment Expo	2018/06/01	3	Shandong	Ji'nan	Ji'nan International Convention and Exhibition Center	30000
744	CMT China 2018	2018/06/01	3	Jiangsu	Nanjing	Nanjing International Expo Center	30000
745	2018 China Huaxia Housing and Furnishing Exposition (Wuhan) (June)	2018/06/01	3	Hubei	Wuhan	Wuhan International Conference & Exhibition Centre	20000
746	2018 Shanghai International Intelligent Sports Industry Exposition	2018/06/01	3	Shanghai	Shanghai	Shanghai World Expo Exhibition & Convention Center	60000
747	2018 China Huaxia Housing and Furnishing Exposition (Suzhou)	2018/06/01	3	Jiangsu	Suzhou	Suzhou International Expo Center	22000
748	2018 Asia-Pacific Aquaculture Expo	2018/06/01	3	Fujian	Fuzhou	Fuzhou Strait International Convention and Exhibition Center	20000
749	2018 14th China Zhengzhou Industrial Equipment Exhibition	2018/06/01	3	Henan	Zhengzhou	Zhengzhou International Convention and Exhibition Centre	60000
750	2018 Beijing International Smart City and Internet of things Technology Application and Big Data Industry Expo	2018/06/01	3	Beijing	Beijing	China International Exhibition Center (Sanyuanqiao)	55000
751	2018 2nd Chongqing International Pet Fair	2018/06/01	4	Chongqing	Chongqing	Chongqing International Convention and Exhibition Center	30000
752	2018 8th China (Harbin) International Exposition and Purple Sand, Ceramic Tea Industry, Tea Products Exhibition	2018/06/01	4	Heilongjiang	Harbin	Harbin International Convention and Exhibition Center	20000
753	2018 Huajuchen Tea Expo	2018/06/01	4	Beijing	Beijing	China International Exhibition Center (Sanyuanqiao)	21730
754	2018 Strait Xiamen International Beauty, Hairdressing & Cosmetics Expo	2018/06/02	3	Fujian	Xiamen	Xiamen International Convention and Exhibition Center	20000
755	2018 22nd Shenzhen-HongKong-Macao International Auto Show	2018/06/02	9	Guangdong	Shenzhen	Shenzhen Convention & Exhibition Center	100000

S/N	Exhibition Name	Opening Date	Duration (Days)	Province/ Autonomous Region/ Municipality	City	Venue	Area (m ²)
756	2018 China Yiwu Stationery & Gifts Exhibition	2018/06/03	3	Zhejiang	Yiwu	Yiwu International Expo Centre	30500
757	Printpack Yiwu 2018	2018/06/03	3	Zhejiang	Yiwu	Yiwu International Expo Centre	30000
758	2018 South China International Intelligent Transportation Industrial and Technology Expo	2018/06/04	3	Guangdong	Guangzhou	Poly World Trade Center Expo	30000
759	2018 8th Harbin Northeastern (Spring) Sugar and Wine Trade Fair	2018/06/05	2	Heilongjiang	Harbin	Harbin International Convention and Exhibition Center	20000
760	2018 13th Tianjin International Textile Fabrics, Accessories and Yarn Expo	2018/06/05	3	Tianjin	Tianjin	Tianjin International Exhibition Centre	25000
761	2018 Hunan International Hotel & Catering Supply Chain Trade Fair	2018/06/05	3	Hunan	Changsha	Hunan International Convention and Exhibition Center	50000
762	2018 China (Wuhan) International Automation and Robot Exhibition	2018/06/05	4	Hubei	Wuhan	Wuhan International Expo Center	20000
763	Kitchen & Bath China 2018	2018/06/05	4	Shanghai	Shanghai	The Shanghai New International Expo Center	50000
764	2018 18th China International Exhibition on Die & Mould Technology and Equipment	2018/06/05	5	Shanghai	Shanghai	National Exhibition and Convention Center (Shanghai)	70000
765	2018 China Zhengzhou Intelligent Pig Raising Industry Expo	2018/06/06	3	Henan	Zhengzhou	Central China International Expo Center	25000
766	2018 19th Guangzhou International Stainless Steel Industry Expo	2018/06/06	3	Guangdong	Guangzhou	China Import & Export Fair Complex	30000
767	2018 China (Guangzhou) Int'l Metal & Metallurgy Exhibition	2018/06/06	3	Guangdong	Guangzhou	China Import & Export Fair Complex	30000
768	2018 China Men's Wear Expo & Original Design Exhibition	2018/06/06	3	Zhejiang	Hangzhou	Hangzhou International Expo Center	20000
769	2018 4th China (Jiaxing) International Integrated Ceiling Industry Expo	2018/06/06	3	Zhejiang	Jiaxing	Jiaxing International Convention & Exhibition Center	33000
770	2018 5th China Western Door & Window Expo	2018/06/06	4	Sichuan	Chengdu	New International Convention & Exposition Center Chengdu Century City	60000
771	2018 19th Chengdu International Furniture Fair	2018/06/06	4	Sichuan	Chengdu	Western China International Expo City	30000
772	2018 20th China Chongqing International Auto Industry Fair	2018/06/06	7	Chongqing	Chongqing	Chongqing EXPO Center	170000
773	2018 Beijing International Disaster Prevention and Reduction & Emergency Industry Expo	2018/06/07	3	Beijing	Beijing	Etrong International Exhibition & Convention Center (Beijing)	20000
774	2018 5th China (Beijing) International Aerial Work and Protective Equipment Exhibition	2018/06/07	3	Beijing	Beijing	Etrong International Exhibition & Convention Center (Beijing)	25000
775	2018 China (Beijing) International Fire Technology & Equipment Expo	2018/06/07	3	Beijing	Beijing	Etrong International Exhibition & Convention Center (Beijing)	50000
776	2018 16th Shanghai International Gifts & Home Products Expo	2018/06/07	3	Shanghai	Shanghai	Shanghai Everbright Convention & Exhibition Center	30000
777	2018 Shanghai International Small Appliances Exhibition	2018/06/07	3	Shanghai	Shanghai	Shanghai Everbright Convention & Exhibition Center	30000
778	CIEPEC 2018	2018/06/07	3	Beijing	Beijing	China International Exhibition Center (Sanyuanqiao)	30000
779	2018 17th China International Consumer Goods Fair	2018/06/07	5	Zhejiang	Ningbo	Ningbo International Convention and Exhibition Center	85000
780	2018 6th China (Xuzhou) International Wine & Food Fair	2018/06/08	3	Jiangsu	Xuzhou	Xuzhou International Exhibition Centre	20000
781	2018 5th China (Shandong) International Pet Equatic Products Exhibition	2018/06/08	3	Shandong	Ji'nan	Ji'nan International Convention and Exhibition Center	45000
782	SG-2018 China (Shanghai) International Smart Garments Industry Exhibition	2018/06/08	3	Shanghai	Shanghai	Shanghai Convention & Exhibition Center of International Sourcing	23900
783	2018 18th China (Chongqing) International Beauty & Hair Cosmetics Expo	2018/06/08	3	Chongqing	Chongqing	Chongqing EXPO Center	45000
784	2018 Chongqing Tourism Carnival	2018/06/08	3	Chongqing	Chongqing	Chongqing EXPO Center	23000
785	2018 China Huaxia Housing and Furnishing Exposition (Tianjin) (June)	2018/06/08	3	Tianjin	Tianjin	Tianjin Mei Jiang Convention Center	20000
786	Rio Carnival & Dalian Boat Show 2018	2018/06/08	4	Liaoning	Dalian	Dalian Xinhai Bay Yacht Harbor	28000
787	2018 20th Baimu International Jewelry Fairs	2018/06/08	4	Jiangsu	Nanjing	Nanjing International Exhibition Center	20000
788	20th Nanjing International Mahogany Classic Furniture and Arts and Crafts Exhibition	2018/06/08	4	Jiangsu	Nanjing	Nanjing International Exhibition Center	25000
789	2018 12th China (Xi'an) International Tea Expo	2018/06/08	4	Shaanxi	Xi'an	Xian Qujiang International Conference and Exhibition Centre	30000
790	2018 7th Central China International Auto Expo	2018/06/08	4	Henan	Zhengzhou	Zhengzhou International Convention and Exhibition Centre	65000
791	2018 Summer China Wedding Expo (Wuhan)	2018/06/09	2	Hubei	Wuhan	Wuhan International Expo Center	24000
792	2018 5th Northeast Three Provinces International Animal Husbandry Exposition	2018/06/09	2	Jilin	Changchun	Changchun International Convention and Exhibition Center	20000
793	2018 China Huaxia Housing and Furnishing Exposition (Kunshan) (June)	2018/06/09	2	Jiangsu	Kunshan	Kunshan Convention & Exhibition Center	24000
794	2018 Shanghai Baby Bazaar Children's Fair	2018/06/09	2	Shanghai	Shanghai	Shanghai World Expo Exhibition & Convention Center	25000

Appendix 1 Schedule of Trade and Economic Fairs held in Mainland China in 2018 (above 20,000 m²)

S/N	Exhibition Name	Opening Date	Duration (Days)	Province/ Autonomous Region/ Municipality	City	Venue	Area (m ²)
795	China Preschool Education Conference 2018 & 9th International Kid's Education Expo	2018/06/09	3	Guangdong	Guangzhou	Poly World Trade Center Expo	20000
796	2018 9th Wuhan International Food & Drinks Fair	2018/06/09	3	Hubei	Wuhan	Wuhan International Conference & Exhibition Centre	30000
797	2018 11th Central (Wuhan) Franchise Investment Venture Exhibition	2018/06/09	3	Hubei	Wuhan	Wuhan International Conference & Exhibition Centre	20000
798	Guangzhou International Lighting Exhibition 2018	2018/06/09	4	Guangdong	Guangzhou	China Import & Export Fair Complex	200000
799	2018 23rd China International Dental Equipment Exhibition and Technology Exchange	2018/06/09	4	Beijing	Beijing	China National Convention Center	42000
800	2018 17th Changzhou Electric Vehicles Show	2018/06/10	3	Jiangsu	Changzhou	Changzhou International Convention and Exhibition Centre	40000
801	2018 China Guangzhou International Wire, Cable & Accessories Exhibition	2018/06/11	3	Guangdong	Guangzhou	China Import & Export Fair Complex	50000
802	2018 7th Geyi (Linyi) Hardware Mechanical and Electrical Expo	2018/06/11	3	Shandong	Linyi	Linyi South of Shandong International Convention and Exhibition Center	60000
803	2018 China (Shangxi) International Hairdressing, Bodybuilding & Cosmetic Products Expo (Spring)	2018/06/11	3	Shanxi	Taiyuan	The Coal Museum of China	30000
804	2018 Shanghai International Automotive Manufacturing Technology & Material Expo	2018/06/11	3	Shanghai	Shanghai	Shanghai World Expo Exhibition & Convention Center	30000
805	2018 Asia Power Electronics and Smart Grid Expo	2018/06/11	3	Guangdong	Guangzhou	China Import & Export Fair Complex	25000
806	2018 Shanghai International Charging Pile Exhibition	2018/06/11	3	Shanghai	Shanghai	Shanghai World Expo Exhibition & Convention Center	30000
807	2018 China (Zhejiang) Cross-Border Ecommerce Exhibition	2018/06/12	2	Zhejiang	Hangzhou	Hangzhou International Expo Center	27000
808	2018 6th Dongguan Zhenzong Machinery Manufacturing Industry Alliance Exhibition	2018/06/12	3	Guangdong	Dongguan	GD Modern International Exhibition Center	30000
809	2018 11th China (Shanghai) International Hydraulic Technology and Equipment Exhibition	2018/06/12	3	Shanghai	Shanghai	Shanghai Everbright Convention & Exhibition Center	20000
810	2018 China International Pipeline Exhibition & Conference	2018/06/12	3	Hebei	Langfang	Langfang International Convention & Exhibition Center	35000
811	2018 PCB and Electronic Assembly Exhibition	2018/06/12	3	Shanghai	Shanghai	Shanghai Everbright Convention & Exhibition Center	30000
812	China (Shanghai) International Electronic Glass and Manufacturing Technology Exhibition	2018/06/12	3	Shanghai	Shanghai	Shanghai Everbright Convention & Exhibition Center	20000
813	2018 12th China Dongguan International High performance Film Manufacturing Technology Exhibition	2018/06/12	3	Guangdong	Dongguan	GD Modern International Exhibition Center	30000
814	2018 15th China (Dongguan) International Printing and Packaging Technology Exhibition	2018/06/12	3	Guangdong	Dongguan	GD Modern International Exhibition Center	20000
815	2018 16th China International Software & Information Service Fair	2018/06/12	4	Liaoning	Dalian	Dalian World Expo Center	21000
816	PORS CHINA 2018	2018/06/13	3	Shanghai	Shanghai	The Shanghai New International Expo Center	40000
817	2018 International Sensor Technology and Application Exhibition	2018/06/13	3	Shanghai	Shanghai	The Shanghai New International Expo Center	20000
818	2018 18th China International Magnetic Materials Production Technology Conference & Exhibition	2018/06/13	3	Shanghai	Shanghai	The Shanghai New International Expo Center	60000
819	2018 18th China International Bearing Industry expo	2018/06/13	3	Shanghai	Shanghai	The Shanghai New International Expo Center	200000
820	SERVO-CHINA 2018	2018/06/13	3	Shanghai	Shanghai	The Shanghai New International Expo Center	30000
821	2018 13th China International Exhibition of Senior Care Rehabilitation Medicine and Healthcare	2018/06/13	3	Shanghai	Shanghai	The Shanghai New International Expo Center	25000
822	Blue Whale Expo 2018	2018/06/13	3	Jiangsu	Suzhou	Suzhou International Expo Center	20000
823	2018 8th Hangzhou International Clothing Accessories Processing (OEM/ODM) Expo	2018/06/13	3	Zhejiang	Hangzhou	Peace International Conference & Exhibition Center	36000
824	2018 18th Chengdu China Building and Decoration Materials Exposition	2018/06/13	3	Sichuan	Chengdu	New International Convention & Exposition Center Chengdu Century City	90000
825	CES ASIA 2018	2018/06/13	3	Shanghai	Shanghai	The Shanghai New International Expo Center	50000
826	CHINA FIRE 2018/CZFE 2018	2018/06/13	3	Henan	Zhengzhou	Zhengzhou International Convention and Exhibition Centre	20000
827	2018 14th China (Beijing) International Exhibition of Power Transmission and Control Technology	2018/06/13	3	Beijing	Beijing	China International Exhibition Center (Sanyuanqiao)	60000
828	2018 China (Xi'an) International Exhibition on Electric Car of New Energy Automobile	2018/06/14	3	Shaanxi	Xi'an	Xian Qujiang International Conference and Exhibition Centre	30000

S/N	Exhibition Name	Opening Date	Duration (Days)	Province/ Autonomous Region/ Municipality	City	Venue	Area (m ²)
829	2018 8th International Radar Exposition and 9th Military-Civilian Dual-use Electronic Information Technology Exhibition	2018/06/14	3	Jiangsu	Nanjing	Nanjing International Exhibition Center	30000
830	2018 8th China (Chongqing) International Exposition and Purple Sand, Ceramic Tea Industry, Tea Products Exhibition	2018/06/14	4	Chongqing	Chongqing	Chongqing International Convention and Exhibition Center	20000
831	Beijing International Furniture Fair 2018	2018/06/14	4	Beijing	Beijing	China International Exhibition Center (Shunyi)	120000
832	2018 17th China Shenyang International Automobile Industry Expo	2018/06/14	6	Liaoning	Shenyang	Shenyang International Exhibition Center	180000
833	2018 5th China-South Asia Exposition	2018/06/14	7	Yunnan	Kunming	Kunming Dianchi International Convention and Exhibition Center	190000
834	Beijing International Tourism Expo 2018	2018/06/15	3	Beijing	Beijing	China National Convention Center	30000
835	2018 Guangzhou International Fresh Logistics & Preservation Exhibition	2018/06/15	3	Guangdong	Guangzhou	Poly World Trade Center Expo	40000
836	2018 China (Shandong) International Fire Safety Technology and Emergency Rescue Equipment Expo	2018/06/15	3	Shandong	Ji'nan	Ji'nan International Convention and Exhibition Center	23600
837	Expo Food Guangzhou 2018	2018/06/15	3	Guangdong	Guangzhou	Poly World Trade Center Expo	40000
838	2018 Shanghai International Cultural Device Expo	2018/06/15	3	Shanghai	Shanghai	The Shanghai New International Expo Center	20000
839	2018 20th Beibu Gulf (Hainan Zhangzhou) Tourism and Food Expo	2018/06/15	4	Hainan	Danzhou	Zhangzhou Culture Plaza	30000
840	2018 6th China (Xuzhou) Tea Expo	2018/06/15	4	Jiangsu	Xuzhou	Xuzhou International Exhibition Centre	20000
841	2018 29th China Harbin International Economic and Trade Fair	2018/06/15	5	Heilongjiang	Harbin	Harbin International Convention and Exhibition Center	86000
842	2018 Hohhot International Auto Show & New Energy Industry Expo	2018/06/15	5	Inner Mongolia	Hohhot	Inner Mongolia International Convention and Exhibition Center	70000
843	2018 Summer China Wedding Expo (Shanghai)	2018/06/16	2	Shanghai	Shanghai	Shanghai World Expo Exhibition & Convention Center	20000
844	2018 2nd Jiangsu City Channel Fan Carnival	2018/06/16	3	Jiangsu	Nanjing	Nanjing International Expo Center	20000
845	2018 15th Qingdao International furniture&Woodworking Machinery Fair	2018/06/16	4	Shandong	Qingdao	Qingdao International Convention and Exhibition Centre	80000
846	2018 8th China International Funeral Expo	2018/06/17	3	Hubei	Wuhan	Wuhan International Expo Center	21000
847	2018 3rd China (Linyi) Door Industry Expo	2018/06/18	3	Shandong	Linyi	Linyi South of Shandong International Convention and Exhibition Center	50000
848	2018 16th China Cross-Straits Technology and Projects Fair	2018/06/18	4	Fujian	Fuzhou	Fuzhou Strait International Convention and Exhibition Center	80000
849	Fastener Expo Shanghai 2018	2018/06/20	3	Shanghai	Shanghai	National Exhibition and Convention Center (Shanghai)	50000
850	2018 27th Nanjing International Beauty Hairdressing Cosmetic Exposition	2018/06/20	3	Jiangsu	Nanjing	Nanjing International Exhibition Center	30000
851	CPhI China 2018	2018/06/20	3	Shanghai	Shanghai	The Shanghai New International Expo Center	170000
852	2018 15th Shanghai International Footwear Fair	2018/06/21	3	Shanghai	Shanghai	Shanghai Everbright Convention & Exhibition Center	60000
853	2018 15th Shanghai International Bags Leather Exhibition	2018/06/21	3	Shanghai	Shanghai	Shanghai Everbright Convention & Exhibition Center	23900
854	2018 4th Intl Camera Tech and Film Equipment (Shenzhen) Exhibition	2018/06/21	3	Guangdong	Shenzhen	Shenzhen Convention & Exhibition Center	45000
855	2018 11th International TouchScreen Technology & Equipment (Shenzhen) Exhibition	2018/06/21	3	Guangdong	Shenzhen	Shenzhen Convention & Exhibition Center	38000
856	2018 2nd International 3D Curved Glass Exhibition	2018/06/21	3	Guangdong	Shenzhen	Shenzhen Convention & Exhibition Center	38000
857	2018 7th China (Chengdu) Food and Beverage Supply Chain Exhibition	2018/06/21	3	Sichuan	Chengdu	New International Convention & Exposition Center Chengdu Century City	40000
858	2018 19th China International Optoelectronic Exposition	2018/06/21	3	Chongqing	Chongqing	Chongqing EXPO Center	30000
859	2018 7th China Defense Information Equipment & Technology Exhibition	2018/06/21	3	Beijing	Beijing	China International Exhibition Center (Sanyuanqiao)	30000
860	Beijing International New Retailing & Vending Show	2018/06/21	3	Beijing	Beijing	China International Exhibition Center (Sanyuanqiao)	55000
861	2018 23rd China International Furniture Fittings and Raw Materials (Dalian) Exhibition	2018/06/21	4	Liaoning	Dalian	Dalian Xinghai Conference Exhibition Center	21000
862	2018 23rd China (Dalian) International Woodworking Machinery Exhibition	2018/06/21	4	Liaoning	Dalian	Dalian Xinghai Conference Exhibition Center	21000
863	28th 29th China (Shenzhen) International Watch Fair	2018/06/21	4	Guangdong	Shenzhen	Shenzhen Convention & Exhibition Center	45000
864	2018 13th China Chongqing Hi-Tech Fair/9th China International of Exhibition of Military & Civil Technologies	2018/06/21	4	Chongqing	Chongqing	Chongqing International Convention and Exhibition Center	45000
865	2018 2nd China International Modern Fisheries & Fishery Science and Technology Fair	2018/06/22	3	Anhui	Hefei	Hefei Binhu International Convention and Exhibition Center	30000
866	2018 China (Beijing) International Mountain Sports and Technology Expo	2018/06/22	3	Hebei	Zhangjiakou	Wanlong Ski Resort	25000

Appendix 1 Schedule of Trade and Economic Fairs held in Mainland China in 2018 (above 20,000 m²)

S/N	Exhibition Name	Opening Date	Duration (Days)	Province/ Autonomous Region/ Municipality	City	Venue	Area (m ²)
867	All in CARAVANING 2018	2018/06/22	3	Beijing	Beijing	Etrong International Exhibition & Convention Center (Beijing)	35000
868	2018 China (Guangzhou) Intelligent Equipment & Robot Expo	2018/06/22	3	Guangdong	Guangzhou	China Import & Export Fair Complex	30000
869	2018 15th Hangzhou commercial franchising, chain exhibition	2018/06/22	3	Zhejiang	Hangzhou	Peace International Conference & Exhibition Center	20000
870	2018 Ningxia Electric Business Festival cum e-commerce Expo	2018/06/22	3	Ningxia	Yinchuan	Yinchuan International Convention & Exhibition Centre	20000
871	2018 Shanghai Century Home of Expo (June)	2018/06/22	3	Shanghai	Shanghai	Shanghai Convention & Exhibition Center of International Sourcing	20000
872	China (Guangzhou) International Finance Expo 2018	2018/06/22	3	Guangdong	Guangzhou	China Import & Export Fair Complex	45000
873	2018 China Innovation and Entrepreneurship Fair	2018/06/22	3	Guangdong	Guangzhou	China Import & Export Fair Complex	21000
874	2018 China International Artificial Intelligence Retail and Unmanned Store Industry Fair	2018/06/22	3	Fujian	Xiamen	Xiamen International Convention and Exhibition Center	20000
875	Garden+Forest Industry Expo China (Qindao)	2018/06/22	3	Shandong	Qingdao	Qingdao International Convention and Exhibition Centre	30000
876	Qindao Century Home Expo	2018/06/22	3	Shandong	Qingdao	Qingdao International Convention and Exhibition Centre	25000
877	2018 2nd China (Anhui) International Buddhist culture and Buddhist supplies Expo	2018/06/22	4	Anhui	Hefei	Anhui International Convention and Exhibition Centre	20000
878	Beijing International Tea Expo 2018	2018/06/22	4	Beijing	Beijing	Beijing Exhibition Center	25000
879	2018 TNortheast Asia Culture Indutry Expo	2018/06/22	4	Jilin	Changchun	Changchun International Convention and Exhibition Center	50000
880	2018 China (Langfang) Gifts and Household Products Exhibition (Spring)	2018/06/22	4	Hebei	Langfang	Langfang International Convention & Exhibition Center	42000
881	2018 2nd Northeast Asia (Shenyang) International Musical Instrument Fair	2018/06/22	4	Liaoning	Shenyang	Shenyang Huanggu District Sports Convention and Exhibition Center	20000
882	2018 9th Weihai International Food Expo	2018/06/22	4	Shandong	Weihai	Wenzhou International Exhibition Center	30000
883	2018 China (Chongqing) International Investment and Global Sourcing Fair	2018/06/22	4	Chongqing	Chongqing	Chongqing EXPO Center	110000
884	2018 14th China Int'l Machine Tool & Tools Exhibition	2018/06/22	5	Beijing	Beijing	China International Exhibition Center (Shunyi)	106800
885	2018 Hundred City Auto Show	2018/06/23	2	Jiangxi	Nanchang	Nanchang Greenland International Expo Center	100000
886	2018 Summer Home Decoration Festival • Hangzhou Station	2018/06/23	2	Zhejiang	Hangzhou	Hangzhou White Horse Lake International Convention and Exhibition Center	30000
887	2018 16th China Wuhan International Auto Aftermarket Show	2018/06/23	3	Hubei	Wuhan	Wuhan International Expo Center	120000
888	2018 China International Automobile Upgrade and Refit Exhibition	2018/06/23	3	Hubei	Wuhan	Wuhan International Expo Center	100000
889	2018 12th China Guangzhou International Environmental Protection Industry Expo	2018/06/26	3	Guangdong	Guangzhou	Poly World Trade Center Expo	42000
890	2018 12th China (Guangzhou) International Water Purification Technology Products and Technology Expo	2018/06/26	3	Guangdong	Guangzhou	China Import & Export Fair Complex	40000
891	2018 2nd China Guangzhou International Refrigeration, Air Conditioning and Ventilation Equipment Exhibition	2018/06/26	3	Guangdong	Guangzhou	China Import & Export Fair Complex	23000
892	2018 Global Catering Food & Beverage Trade Exposition	2018/06/26	3	Beijing	Beijing	China International Exhibition Center (Sanyuanqiao)	30000
893	2018 19th Qinghai China Investment & Trade Fair For Green Development	2018/06/26	4	Qinghai	Xining	Qinghai International Convention and Exhibition Center	50000
894	China (Zhengzhou) International Auto Aftermarket Show 2018	2018/06/26	4	Henan	Zhengzhou	Zhengzhou International Convention and Exhibition Centre	76000
895	China Stationery Fair 2018	2018/06/27	3	Shanghai	Shanghai	The Shanghai New International Expo Center	40000
896	2018 22nd South China International Industrial Automation Exhibition	2018/06/27	3	Guangdong	Shenzhen	Shenzhen Convention & Exhibition Center	22000
897	2018 Beijing International Hospitality Supplies & Catering Expo	2018/06/27	3	Beijing	Beijing	China National Convention Center	22000
898	2018 12th Shanghai international packaging containers & Materials Exhibition	2018/06/27	3	Shanghai	Shanghai	The Shanghai New International Expo Center	25000
899	2018 10th APEC Small & Medium Enterprises Technology Conference and Fair	2018/06/27	3	Liaoning	Shenyang	Shenyang International Exhibition Center	50000
900	2018 7th Shanghai International Service Robot Show	2018/06/27	3	Shanghai	Shanghai	The Shanghai New International Expo Center	23000
901	Mobile World Congress Shanghai 2018	2018/06/27	3	Shanghai	Shanghai	The Shanghai New International Expo Center	80500

S/N	Exhibition Name	Opening Date	Duration (Days)	Province/ Autonomous Region/ Municipality	City	Venue	Area (m ²)
902	2018 13th Asia Hairdresser Festival	2018/06/27	3	Shanghai	Shanghai	Shanghai Convention & Exhibition Center of International Sourcing	20000
903	2018 Beijing International Wisdom Parking Expo	2018/06/28	3	Beijing	Beijing	Etrong International Exhibition & Convention Center (Beijing)	30000
904	2018 9th China (Guangzhou) International Fire Safety and Emergency Equipment Exhibition	2018/06/28	3	Guangdong	Guangzhou	Poly World Trade Center Expo	25000
905	2018 7th Guangzhou International High-end Drinking Water Industry Expo	2018/06/28	3	Guangdong	Guangzhou	China Import & Export Fair Complex	68000
906	Inter Health Expo 2018	2018/06/28	3	Guangdong	Guangzhou	China Import & Export Fair Complex	76000
907	2018 8th Guangzhou International Grain and Oil Machinery and Packaging Equipment Exhibition	2018/06/28	3	Guangdong	Guangzhou	China Import & Export Fair Complex	32100
908	2018 27th Guangzhou International Food Processing Packaging Machinery and Equipment Exhibition	2018/06/28	3	Guangdong	Guangzhou	China Import & Export Fair Complex	80000
909	2018 Beijing international Internet of things Expo	2018/06/28	3	Beijing	Beijing	Etrong International Exhibition & Convention Center (Beijing)	55000
910	2018 China (Beijing) International Consumer Electronics Expo	2018/06/28	3	Beijing	Beijing	Etrong International Exhibition & Convention Center (Beijing)	40000
911	2018 10th China (Guangzhou) International Wine and Craft Beer Exhibition	2018/06/28	3	Guangdong	Guangzhou	China Import & Export Fair Complex	20000
912	2018 12th Guangzhou International High Quality Rice and Brand Grains Exhibition	2018/06/28	3	Guangdong	Guangzhou	China Import & Export Fair Complex	76000
913	2018 China Dairy Exhibition	2018/06/28	3	Sichuan	Chengdu	New International Convention & Exposition Center Chengdu Century City	48000
914	2018 Central China Medical Beauty Cosmetics Health Industry (Changsha) Expo	2018/06/28	3	Hunan	Changsha	Hunan International Convention and Exhibition Center	20000
915	Asia Outdoor Trade show 2018	2018/06/28	4	Jiangsu	Nanjing	Nanjing International Expo Center	60000
916	2018 16th China (Shenzhen) International Tea Industry Exhibition	2018/06/28	4	Guangdong	Shenzhen	Shenzhen Convention & Exhibition Center	60000
917	China (Shandong) International Textile Expo	2018/06/28	4	Shandong	Qingdao	Qingdao International Expo	80000
918	Asia-Pacific Region Crafts Week Exquisite Crafts Expo	2018/06/28	4	Shandong	Qingdao	Qingdao International Convention and Exhibition Centre	20000
919	2018 2nd Hainan International Hi-tech Industry and Innovation Expo 2018	2018/06/29	3	Hainan	Haikou	Hainan International Convention and Exhibition Center	20000
920	2018 China (Chengdu) Game & Amusement and Attractions Park Expo	2018/06/29	3	Sichuan	Chengdu	New International Convention & Exposition Center Chengdu Century City	30000
921	2018 Hangzhou Furniture Fair	2018/06/29	4	Zhejiang	Hangzhou	Hangzhou International Expo Center	120000
922	2018 13th West-Taiwan-Strait Auto Expo	2018/06/29	4	Fujian	Xiamen	Xiamen International Convention and Exhibition Center	100000
923	2018 13th Asian international food trade fair	2018/06/29	4	Shandong	Yantai	Yantai International Expo Center	28000
924	2018 22nd China International Software Expo	2018/06/29	4	Beijing	Beijing	Beijing Exhibition Center	20000
925	2018 5th Qingdao Auto Show	2018/06/30	2	Shandong	Qingdao	Qingdao Huaxiu International Convention and Exhibition Center	20000
926	2018 China (North) Home Appliances, Kitchen Sanitary Ware and Lighting Lighting Fair	2018/06/30	3	Hebei	Cangzhou	Cangzhou International Convention and Exhibition Center	30000
927	2018 10th Suzhou International Furniture Fair	2018/06/30	4	Jiangsu	Suzhou	Suzhou International Expo Center	120000
928	2018 19th Annual China (Kunming) Pan-asian Lnternational Auto Show	2018/06/30	9	Yunnan	Kunming	Kunming Dianchi International Convention and Exhibition Center	60000
929	CIAACE 2018	2018/07/01	3	Guangdong	Guangzhou	China Import & Export Fair Complex	120000
930	2018 4th China Beijing Military and Civilian Integration Expo	2018/07/02	3	Beijing	Beijing	China National Convention Center	22000
931	2018 Henan Summer Seed Information Exchange and Product Exhibition	2018/07/03	2	Henan	Zhengzhou	Zhengzhou International Convention and Exhibition Centre	30000
932	CHINA COATINGS SHOW 2018	2018/07/04	3	Shanghai	Shanghai	The Shanghai New International Expo Center	20000
933	Shanghai INT'L Four New Advertiding & Sign Technology & Equipment Exhibition/Shanghai INT'L Pottery Glass Decoration Digital Printing Expo	2018/07/04	3	Shanghai	Shanghai	The Shanghai New International Expo Center	30000
934	2018 14th Shanghai International Automobile and Manufacturing Technology Equipment and Materials Exhibition	2018/07/04	4	Shanghai	Shanghai	The Shanghai New International Expo Center	100000
935	2018 7th China International Robot Exhibition	2018/07/04	4	Shanghai	Shanghai	National Exhibition and Convention Center (Shanghai)	56000
936	China Shanghai International Assembly & Handling Technology Exhibition 2018	2018/07/04	4	Shanghai	Shanghai	The Shanghai New International Expo Center	40000
937	Fourth Changzhou International Motor Technology and Application Exposition and Innovation Forum in 2018	2018/07/04	6	Shaanxi	Xi'an	Xian Qujiang International Conference and Exhibition Centre	100000

Appendix 1 Schedule of Trade and Economic Fairs held in Mainland China in 2018 (above 20,000 m²)

S/N	Exhibition Name	Opening Date	Duration (Days)	Province/ Autonomous Region/ Municipality	City	Venue	Area (m ²)
938	2018 Shenzhen International Trade Fair for Apparel Fabrics and Accessories	2018/07/05	3	Guangdong	Shenzhen	Shenzhen Convention & Exhibition Center	37500
939	2018 4th Changzhou International Motor Technology Exhibition & Innovation Forum	2018/07/05	3	Jiangsu	Changzhou	Changzhou International Convention and Exhibition Centre	20000
940	2018 18th China (Shenzhen) International Fashion Brand Fair	2018/07/05	3	Guangdong	Shenzhen	Shenzhen Convention & Exhibition Center	110000
941	2018 Central China (Jiangxi) Food and Drink Fair	2018/07/05	3	Jiangxi	Nanchang	Nanchang Greenland International Expo Center	35000
942	2018 2nd Central (Nanchang) International Water Expo	2018/07/05	3	Jiangxi	Nanchang	Nanchang Greenland International Expo Center	30000
943	2018 4th China (Changsha) International Consumer Goods & Houseware Exposition	2018/07/05	3	Hunan	Changsha	Changsha International Convention and Exhibition Center	20000
944	China (Qingdao) International Aged Care Industry & Services Fair	2018/07/05	3	Shandong	Qingdao	Qingdao International Convention and Exhibition Centre	56000
945	2018 24th China Lanzhou Investment and Trade Fair	2018/07/05	5	Gansu	Lanzhou	Gansu International Convention and Exhibition Center	80000
946	2018 1st China•Luzhong Aviation Carnival	2018/07/05	5	Shandong	Zibo	Zibo International Convention and Exhibition Center	33700
947	2018 14th China International Animation Game Expo	2018/07/05	5	Shanghai	Shanghai	Shanghai World Expo Exhibition & Convention Center	55000
948	International Exhibition and Forum of Internet of Things Xiamen, China 2018	2018/07/06	3	Fujian	Xiamen	Xiamen International Convention and Exhibition Center	20000
949	2018 China (Wuhan) International Light & Audio Fair and KTV & Bar Fair	2018/07/06	3	Hubei	Wuhan	Wuhan International Expo Center	20000
950	2018 5th China (Wuhan) International Game and Amusement Fair	2018/07/06	3	Hubei	Wuhan	Wuhan International Expo Center	70000
951	2018 China WeiBoss Youth Group Buying Festival (July)	2018/07/06	3	Liaoning	Dalian	Dalian International Conference Center	45000
952	2018 2nd China International Culture & Entertainment Industry Expo	2018/07/06	3	Hubei	Wuhan	Wuhan International Expo Center	70000
953	2018 4th Beijing Music & Life Show	2018/07/06	3	Beijing	Beijing	China International Exhibition Center (Sanyuanqiao)	27000
954	2018 4th Inner Mongolia Hulunbeier (Manchuria) Cultural Industry Expo	2018/07/06	4	Inner Mongolia	Manchuria	Manzhouli International Convention and Exhibition Center	30000
955	2018 16th Ningbo International Housing and Furnishing Exposition (Summer)	2018/07/06	4	Zhejiang	Ningbo	Ningbo International Convention and Exhibition Center	45000
956	2018 China (Taiyuan) Buddhist Stationery Fair	2018/07/06	4	Shanxi	Taiyuan	China Taiyuan Coal Transaction Center	20000
957	2018 3rd Mount Emei International Tea Culture Exhibition	2018/07/06	4	Sichuan	Meishan	Sichuan International Tourism Trade Expo Center	26961
958	2018 Fifth China (northeast Asia) Forest Expo	2018/07/06	5	Heilongjiang	Yichun	Yichun Huiyuan Convention and Exhibition Center	47000
959	Beijing International Consumer Electronics Expo 2018	2018/07/07	3	Beijing	Beijing	China National Convention Center	30000
960	2018 Beijing International Smart Sharing Mobility Conference	2018/07/07	3	Beijing	Beijing	China National Convention Center	40000
961	2018 5th China (Shenyang) New Energy Automobile and Electric Vehicle Exhibition	2018/07/07	3	Liaoning	Shenyang	Shenyang International Exhibition Center	40000
962	China Integrated & Custom Home (Guangzhou) Expo 2018	2018/07/08	3	Guangdong	Guangzhou	Nan Fung International Convention & Exhibition Center	50000
963	2018 20th China (Guangzhou) International Building Decoration Fair	2018/07/08	3	Guangdong	Guangzhou	China Import & Export Fair Complex	400000
964	2018 8th Guangzhou Shading Window-door Exhibition	2018/07/08	3	Guangdong	Guangzhou	Guangzhou International Sourcing Center	60000
965	2018 15th China International Small and Medium Enterprises Fair Smart Home and Building Materials Exhibition	2018/07/09	4	Guangdong	Foshan	Tanzhou International Convention and Exhibition Center	50000
966	2018 China (Chengdu) Electronics Fair	2018/07/10	3	Sichuan	Chengdu	New International Convention & Exposition Center Chengdu Century City	33000
967	Asian Prepared Food Conference	2018/07/10	3	Shandong	Qingdao	Qingdao International Expo	20000
968	2018 China Kunming Pan Asia Stone Expo	2018/07/10	8	Yunnan	Kunming	Kunming International Convention and Exhibition Center	50000
969	2018 24th Shanghai International Packaging Exhibition	2018/07/11	3	Shanghai	Shanghai	The Shanghai New International Expo Center	60000
970	Fi Asia-China 2018	2018/07/11	3	Shanghai	Shanghai	The Shanghai New International Expo Center	220000
971	CHINA WEDDING EXPO 2018	2018/07/11	3	Shanghai	Shanghai	National Exhibition and Convention Center (Shanghai)	120000
972	International Energy-saving and New Energy Automobile Industry Expo/Shanghai international hydrogen fuel cell technology conference and exhibition	2018/07/11	3	Shanghai	Shanghai	The Shanghai New International Expo Center	42000
973	2018 China International Aluminum Industry Exhibition	2018/07/11	3	Shanghai	Shanghai	The Shanghai New International Expo Center	35000
974	2018 22nd China (Shanghai) International Medical Devices Exhibition	2018/07/11	3	Shanghai	Shanghai	Shanghai World Expo Exhibition & Convention Center	80000

S/N	Exhibition Name	Opening Date	Durationn (Days)	Province/ Autonomous Region/ Municipality	City	Venue	Area (m ²)
975	2018 8th China (Shanghai) International Bus Technology Exhibition	2018/07/11	3	Shanghai	Shanghai	The Shanghai New International Expo Center	30000
976	2018 Beijing International Health Hairdressing Cosmetic Fair and Exhibition of Weight Loss Regimen	2018/07/11	3	Beijing	Beijing	China International Exhibition Center (Sanyuanqiao)	25000
977	PHOTO & IMAGING SHANGHAI 2018	2018/07/11	4	Shanghai	Shanghai	National Exhibition and Convention Center (Shanghai)	20000
978	2018 AUTO CULTURE FESTIVAL	2018/07/11	5	Hebei	Shijiazhuang	Shijiazhuang International Convention and Exhibition Center	70000
979	2018 China International (Guiyang) Eco-efficient Animal Husbandry Fair	2018/07/12	3	Guizhou	Guiyang	Guiyang International Convention and Exhibition Center	50000
980	2018 China (Chengdu) International Payment System and Self-service Sales Exhibition	2018/07/12	3	Sichuan	Chengdu	New International Convention & Exposition Center Chengdu Century City	30000
981	KIDS FUN EXPO (BEIJING)	2018/07/12	4	Beijing	Beijing	National Agriculture Exhibition Center	20000
982	2018 22nd Nanning International Stationery Fair and China-ASEAN (Nanning) International Education Exhibition	2018/07/13	3	Guangxi	Nanning	Nannig International Convention and Exhibition Center	35000
983	2018 China Minority Health Industry Development Forum and Health Industry Expo	2018/07/13	3	Inner Mongolia	Hohhot	Inner Mongolia International Convention and Exhibition Center	20000
984	2018 China (Shenyang) International Food and High-end Drinks Expo	2018/07/13	3	Liaoning	Shenyang	Shenyang International Exhibition Center	20000
985	2018 19th China Kunming International Flower Exhibition	2018/07/13	3	Yunnan	Kunming	Kunming Dianchi International Convention and Exhibition Center	30000
986	China (Beijing) Children and Women Industry Expo 2018	2018/07/13	3	Beijing	Beijing	China National Convention Center	30000
987	The 17th China International Automotive Aftermarket Industry and Tuning (Autumn) Trade Fair 2018	2018/07/13	3	Guangdong	Shenzhen	Shenzhen Convention & Exhibition Center	110000
988	2018 China Weihai Real Estate Expo	2018/07/13	3	Shandong	Weihai	Wenzhou International Exhibition Center	20000
989	2018 Zhengzhou International Film & Television Industry Exhibition	2018/07/13	3	Henan	Zhengzhou	Zhengzhou International Convention and Exhibition Centre	22000
990	IEVE 2018	2018/07/13	3	Beijing	Beijing	China International Exhibition Center (Sanyuanqiao)	40000
991	Conference on Overseas Chinese Pioneering and Developing in Tianjin China 2018	2018/07/13	4	Tianjin	Tianjin	Tianjin Mei Jiang Convention Center	30000
992	Qingdao International Tea Culture Fair	2018/07/13	4	Shandong	Qingdao	Qingdao International Convention and Exhibition Centre	36000
993	2018 China (Changchun) International Auto Expo	2018/07/13	10	Jilin	Changchun	Changchun International Convention and Exhibition Center	220000
994	Antuan Home Expo	2018/07/14	3	Henan	Zhengzhou	Zhengzhou International Convention and Exhibition Centre	40000
995	2018 China (North) International Stone Expo & Twelfth China (Qingdao) International Stone Fair	2018/07/16	4	Shandong	Qingdao	Qingdao International Expo Center	30000
996	2018 14th China (Shanghai) International Architectural Coatings& Chemical Materials Expo	2018/07/17	3	Shanghai	Shanghai	The Shanghai New International Expo Center	150000
997	2018 Shanghai International Energy-savingand New Energy Automobile Industry Expo	2018/07/18	3	Shanghai	Shanghai	The Shanghai New International Expo Center	30000
998	2018 9th China (Shanghai) International Engineering and Modified Plastics Exhibition	2018/07/18	3	Shanghai	Shanghai	The Shanghai New International Expo Center	20000
999	Green Architecture and Construction Materials Expo 2018	2018/07/18	3	Shanghai	Shanghai	The Shanghai New International Expo Center	150000
1000	IME XINJIANG 2018	2018/07/18	3	Xinjiang	Urumqi	Xinjiang International Conference & Exhibition Centre	50000
1001	2018 13th China International Diecasting Congress & Exhibition	2018/07/18	3	Shanghai	Shanghai	The Shanghai New International Expo Center	36000
1002	2018 19th China International Laundry Industry Exhibition	2018/07/18	3	Shanghai	Shanghai	The Shanghai New International Expo Center	25000
1003	2018 6th SME Investment & Financing Expo	2018/07/18	3	Beijing	Beijing	China National Convention Center	22000
1004	2018 China (Chengdu) International Modern Industrial Technology Expo	2018/07/19	3	Sichuan	Chengdu	New International Convention & Exposition Center Chengdu Century City	35000
1005	2018 Big Data Spatial Information Application Expo	2018/07/19	3	Hunan	Changsha	Changsha Hong Xing International Exhibition Center	25000
1006	2018 China (Chengdu) Military-civilian Integration and Aerospace Industry Exhibition	2018/07/19	3	Sichuan	Chengdu	New International Convention & Exposition Center Chengdu Century City	34500
1007	China International Automotive Manufacturing Expo 2018	2018/07/19	3	Beijing	Beijing	China International Exhibition Center (Sanyuanqiao)	60000
1008	2018 1st China Yinchuan Import and Export Commodities Fair	2018/07/19	4	Ningxia	Yinchuan	Yinchuan International Convention & Exhibition Centre	20000
1009	2018 28th National Book Expo	2018/07/19	4	Guangdong	Shenzhen	Shenzhen Convention & Exhibition Center	50000

Appendix 1 Schedule of Trade and Economic Fairs held in Mainland China in 2018 (above 20,000 m²)

S/N	Exhibition Name	Opening Date	Durationn (Days)	Province/ Autonomous Region/ Municipality	City	Venue	Area (m ²)
1010	2018 7th Western (Gansu) Social Public Security Products and Smart City Police Equipment Expo	2018/07/20	3	Gansu	Lanzhou	Gansu International Convention and Exhibition Center	22000
1011	2018 Vape Expo Shanghai	2018/07/20	3	Shanghai	Shanghai	The Shanghai New International Expo Center	20000
1012	2018 China Northern Cultural Products Fair	2018/07/20	4	Shandong	Ji'nan	Ji'nan Shungeng International Convention and Exhibition Center	20000
1013	2018 China International Consumer Electronics Expo	2018/07/20	4	Shandong	Qingdao	Qingdao International Convention and Exhibition Centre	38000
1014	2018 18th Housing and Furnishing Exhibition	2018/07/21	2	Guangdong	Shenzhen	Shenzhen Convention & Exhibition Center	160000
1015	2018 Jiangxi Pig Industry Expo	2018/07/21	2	Jiangxi	Nanchang	Nanchang Greenland International Expo Center	40000
1016	2018 23rd Guangzhou International Purchasing Auto Show	2018/07/21	2	Guangdong	Guangzhou	Guangzhou International Sourcing Center	20000
1017	2018 Guangzhou International Cross-border E-commerce & Goods Expo	2018/07/21	3	Guangdong	Guangzhou	Poly World Trade Center Expo	20000
1018	2018 China Sales Brand Festival and Health Industry Summer Exhibition	2018/07/21	3	Henan	Zhengzhou	Zhengzhou International Convention and Exhibition Centre	30000
1019	2018 7th Central China International Auto Expo	2018/07/21	4	Henan	Zhengzhou	Zhengzhou International Convention and Exhibition Centre	30000
1020	2018 China (Shanghai) International school and Kindergarten Products Exhibition	2018/07/22	3	Shanghai	Shanghai	Shanghai Everbright Convention & Exhibition Center	20000
1021	2018 China (Shanghai) International Higher Education Equipment Exhibition & Forum	2018/07/22	3	Shanghai	Shanghai	Shanghai Convention & Exhibition Center of International Sourcing	30000
1022	2018 8th China (Jiangsu) International Agricultural Machinery Exhibition	2018/07/23	2	Jiangsu	Nanjing	Nanjing International Exhibition Center	30000
1023	2018 21th Beijing International Beauty Expo	2018/07/23	3	Beijing	Beijing	China National Convention Center	70000
1024	2018 18th Children-Baby-Maternity Expo	2018/07/25	3	Shanghai	Shanghai	National Exhibition and Convention Center (Shanghai)	266548
1025	2018 Cool Kids Fashion Shanghai	2018/07/25	3	Shanghai	Shanghai	National Exhibition and Convention Center (Shanghai)	293757
1026	2018 Licensing Expo •China	2018/07/25	3	Shanghai	Shanghai	National Exhibition and Convention Center (Shanghai)	20000
1027	Qingdao Sanitation New Technology and New Equipment Exhibition	2018/07/26	2	Shandong	Qingdao	Qingdao International Expo	20000
1028	Additive Manufacturing Conference of China 2018	2018/07/26	3	Zhejiang	Hangzhou	Hangzhou International Expo Center	20000
1029	2018 7th Shanghai International Company Is Furniture and Interior Decoration Exhibition	2018/07/26	3	Shanghai	Shanghai	The Shanghai New International Expo Center	25000
1030	2018 China (Zhengzhou) Modern Architecture and Housing Industry Expo	2018/07/26	3	Henan	Zhengzhou	Central China International Expo Center	30000
1031	2018 Bao'an Industry Development Expo	2018/07/26	3	Guangdong	Shenzhen	Shenzhen Convention & Exhibition Center	30000
1032	2018 4th China Intelligent Equipment Industry Exposition & 7th China Electronic Equipment Industry Exposition	2018/07/26	3	Guangdong	Shenzhen	Shenzhen Convention & Exhibition Center	30000
1033	2018 China (Linyi) Car Supplies Trade Fair	2018/07/26	3	Zhejiang	Taizhou	Taizhou International Convention and Exhibition Center	30000
1034	Clean Heating in Ventilation and Air Conditioning and Building New Energy Exhibition Zhengzhou, China 2018	2018/07/26	3	Henan	Zhengzhou	Central China International Expo Center	30000
1035	2018 112th China General Merchandise Trade Fair and China Modern Housewares Expo	2018/07/26	3	Shanghai	Shanghai	The Shanghai New International Expo Center	160000
1036	2018 China International Energy Forum&Exhibition	2018/07/26	3	Beijing	Beijing	China International Exhibition Center (Sanyuanqiao)	22000
1037	Dalian International Consumer Brand Expo 2018	2018/07/26	4	Liaoning	Dalian	Dalian World Expo Center	20000
1038	2018 2nd China (Wutaishan) International Buddhist Items & Supplies Expo	2018/07/26	5	Shanxi	Xinzhou	Wutai Mountain Scenic Area	50000
1039	2018 19th China International Beer Festival Expo	2018/07/26	12	Liaoning	Dalian	Dalian Xinghai Plaza	100000
1040	2018 Dalian International Horse Industry and High-end Living Goods Exhibition	2018/07/27	3	Liaoning	Dalian	Dalian New Mounted Police Equestrian Base	20000
1041	2018 2nd China (Guiyang) Building Decoration Fair	2018/07/27	3	Guizhou	Guiyang	Guiyang International Convention and Exhibition Center	20000
1042	2018 China (Gansu) International Hvac Exhibition	2018/07/27	3	Gansu	Lanzhou	Gansu International Convention and Exhibition Center	20000
1043	2018 3rd China (Guangzhou) International New-energy, Energy-saving and Intelligent Automobile Exhibition	2018/07/27	3	Guangdong	Guangzhou	Poly World Trade Center Expo	35000
1044	China International Food Expo	2018/07/27	3	Shandong	Qingdao	Qingdao International Convention and Exhibition Centre	40000
1045	2018 5th China (Taiyuan) International Exposition and Purple Sand, Ceramic Tea Industry, Tea Products Exhibition	2018/07/27	4	Shanxi	Taiyuan	China Taiyuan Coal Transaction Center	30000
1046	2018 Qingdao Textile Valley (Summer) Cultural Industry Expo and High-end Tourism Commodities Fair	2018/07/27	4	Shandong	Qingdao	Qingdao Huaxiu International Convention and Exhibition Center	20000

S/N	Exhibition Name	Opening Date	Duration (Days)	Province/ Autonomous Region/ Municipality	City	Venue	Area (m ²)
1047	2018 Hainan International Tropical Agricultural Science and Technology and Equipment Expo	2018/07/28	3	Hainan	Haikou	Hainan International Convention and Exhibition Center	20000
1048	2018 China Hanzheng Street Clothing&Accessories Exposition	2018/07/28	3	Hubei	Wuhan	Wuhan International Expo Center	24000
1049	2018 China Artificial Plants and Related Products Fair	2018/07/28	3	Shandong	Ji'nan	Ji'nan International Convention and Exhibition Center	22600
1050	China Jimo Children's Day Festival	2018/07/28	3	Shandong	Qingdao	China Textile City	50000
1051	2018 9th China (Zhengzhou) Tricycles, Electric Vehicles and New Energy Automobile	2018/07/28	3	Henan	Zhengzhou	Zhengzhou International Convention and Exhibition Centre	60000
1052	2018 11th China International Auto Expo	2018/07/28	9	Ningxia	Yinchuan	Yinchuan International Convention & Exhibition Centre	60000
1053	2018 3th China Daily Necessities Exhibition	2018/07/29	3	Zhejiang	Yiwu	Yiwu International Expo Centre	20000
1054	2018 21st Harbin International Automobile Industry Exhibition	2018/07/30	8	Heilongjiang	Harbin	Harbin International Convention and Exhibition Center	125000
1055	2018 Shenzhen International Intelligent Building Electrical & Smart Home Expo	2018/07/31	3	Guangdong	Shenzhen	Shenzhen Convention & Exhibition Center	52500
1056	2018 10th Shenzhen International Internet of Things Exhibition Summer Fair	2018/07/31	3	Guangdong	Shenzhen	Shenzhen Convention & Exhibition Center	52500
1057	2018 10th Card and Financial Exhibition	2018/07/31	3	Guangdong	Shenzhen	Shenzhen Convention & Exhibition Center	30000
1058	2018 Shenzhen International Smart Retail Exhibition	2018/07/31	3	Guangdong	Shenzhen	Shenzhen Convention & Exhibition Center	52500
1059	2018 2nd High-Level International Forum on Sustainable Urban	2018/08/01	3	Sichuan	Chengdu	Chengdu International Convention and Exhibition Center	22000
1060	2018 16th China International Polyurethane Exhibition and Conference	2018/08/01	3	Shanghai	Shanghai	Shanghai World Expo Exhibition & Convention Center	20000
1061	2018 4th Shanghai International Urban New Energy Car Operation Development Forum	2018/08/02	3	Shanghai	Shanghai	National Exhibition and Convention Center (Shanghai)	40000
1062	Shanghai International Automotive Electronics Show	2018/08/02	3	Shanghai	Shanghai	National Exhibition and Convention Center (Shanghai)	200000
1063	China International Smart Industrial Equipment (Qingdao) Exhibition / China International Smart Plastics Industry Exhibition	2018/08/02	3	Shandong	Qingdao	Qingdao International Convention and Exhibition Centre	33000
1064	2018 17th Xi'an International Furniture Fair	2018/08/02	4	Shaanxi	Xi'an	Xian Qujiang International Conference and Exhibition Centre	60000
1065	2018 21st Qingdao International Machine Tool Expo	2018/08/02	5	Shandong	Qingdao	Qingdao International Expo	100000
1066	2018 Chendu Home Decoration Fair Summer	2018/08/03	3	Sichuan	Chengdu	New International Convention & Exposition Center Chengdu Century City	30000
1067	2018 3rd China (Kunming) International New Energy & Electric Vehicles Exhibition	2018/08/03	3	Yunnan	Kunming	Kunming International Convention and Exhibition Center	50000
1068	2018 21st China Guangzhou International Investment and Finance Expo	2018/08/03	3	Guangdong	Guangzhou	China Import & Export Fair Complex	20000
1069	2018 37th Guangzhou International franchise Exhibition	2018/08/03	3	Guangdong	Guangzhou	China Import & Export Fair Complex	30000
1070	2018 4th China (Nanjing) International Sugar and Food Fair	2018/08/03	3	Jiangsu	Nanjing	Nanjing International Exhibition Center	30000
1071	2018 15th Shanghai International model Exhibition	2018/08/03	3	Shanghai	Shanghai	Shanghai Exhibition Center	30000
1072	Guangzhou Overseas Property & Investment Immigration Education Expo	2018/08/03	3	Guangdong	Guangzhou	China Import & Export Fair Complex	20000
1073	2018 53rd Newdrugs China/ 2018 19th China Regional Medical Equipment Fair /2018 China Drugstore Show/2018 Chese Exposition of Household Medical Appliances	2018/08/03	3	Shandong	Qingdao	Qingdao World Expo City	50000
1074	2018 China Digital Entertainment Expo & Conference	2018/08/03	4	Shanghai	Shanghai	The Shanghai New International Expo Center	170000
1075	2018 7th Shenyang International Furniture Expo	2018/08/05	3	Liaoning	Shenyang	Shenyang International Exhibition Center	130000
1076	2018 9th China (Guangdong) International Plastics & Rubber Industry Exhibition	2018/08/06	3	Guangdong	Foshan	Tanzhou International Convention and Exhibition Center	50000
1077	China (Guangdong) Stone Industry Exhibition	2018/08/06	3	Guangdong	Foshan	Tanzhou International Convention and Exhibition Center	50000
1078	2018 China International Marine Ranching Fair	2018/08/07	3	Liaoning	Dalian	Dalian World Expo Center	21000
1079	2018 (Autumn) Shenzhen International Home Textiles & Home Decoration Fair	2018/08/07	3	Guangdong	Shenzhen	Shenzhen Convention & Exhibition Center	130000
1080	2018 9th China Xinjiang International Seed Trade Fair	2018/08/08	2	Xinjiang	Urumqi	Xinjiang International Conference & Exhibition Centre	45000
1081	2018 18th China Xinjiang International Agricultural Fair	2018/08/08	2	Xinjiang	Urumqi	Xinjiang International Conference & Exhibition Centre	60000
1082	2018 Fujian Quanzhou (Jinjiang) International Exhibition for Textile Machinery	2018/08/08	3	Fujian	Quanzhou	Jinjiang SM International Exhibition Center	20000
1083	2018 China Suifenhe International Port Trade Expo	2018/08/08	4	Heilongjiang	Suifenhe	Suifenhe Shimao International Expo Center	40000

Appendix 1 Schedule of Trade and Economic Fairs held in Mainland China in 2018 (above 20,000 m²)

S/N	Exhibition Name	Opening Date	Duration (Days)	Province/ Autonomous Region/ Municipality	City	Venue	Area (m ²)
1084	Qingdao International Sanitation Technology and Equipment Exhibition	2018/08/09	2	Shandong	Qingdao	Qingdao International Convention and Exhibition Centre	30000
1085	2018 11th China (Changchun) Folk Art Fair	2018/08/09	5	Jilin	Changchun	Changchun International Convention and Exhibition Center	20000
1086	CPEE China Preschool Education Supplies and Kindergarten Supplies and Supporting Facilities Exhibition	2018/08/10	3	Anhui	Hefei	Anhui International Convention and Exhibition Centre	30000
1087	2018 13th Western Air, Air Purification Andwater Purification Equipoment Exhibition	2018/08/10	3	Shaanxi	Xi'an	Xian Qujiang International Conference and Exhibition Centre	40000
1088	2018 27th (Shanghai) International Building Decorations & Building Materials Exposition	2018/08/10	3	Shanghai	Shanghai	The Shanghai New International Expo Center	160000
1089	HOTELEX Chengdu 2018	2018/08/10	3	Sichuan	Chengdu	New International Convention & Exposition Center Chengdu Century City	32000
1090	2018 China Huaxia Housing and Furnishing Exposition (Shanghai) (August)	2018/08/10	3	Shanghai	Shanghai	Shanghai World Expo Exhibition & Convention Center	30000
1091	2018 22nd China Exhibition Sichuan Advertising Equipment and LED Exhibition	2018/08/10	3	Sichuan	Chengdu	New International Convention & Exposition Center Chengdu Century City	20000
1092	Xi'an International Electric Heating and Heat Pump Technology Exhibition	2018/08/10	3	Shaanxi	Xi'an	Xian Qujiang International Conference and Exhibition Centre	20000
1093	2018 13th China Xi'an International Hi-Tech Fair	2018/08/10	3	Shaanxi	Xi'an	Xian Qujiang International Conference and Exhibition Centre	46000
1094	China International Boat Show	2018/08/10	3	Shandong	Qingdao	Olympic Sailing Center	50000
1095	2018 China Huaxia Housing and Furnishing Exposition	2018/08/10	3	Beijing	Beijing	China International Exhibition Center (Sanyuanqiao)	30000
1096	Jewelry Shanghai 2018 (August)	2018/08/10	4	Shanghai	Shanghai	The Shanghai New International Expo Center	20000
1097	2018 South China Book Festival	2018/08/10	5	Guangdong	Guangzhou	China Import & Export Fair Complex	40000
1098	China Rehabilitation and Homecare Show 2018	2018/08/11	2	Shanghai	Shanghai	The Shanghai New International Expo Center	22000
1099	2018 China Huaxia Housing and Furnishing Exposition (Wuhan)	2018/08/11	2	Hubei	Wuhan	Wuhan International Conference & Exhibition Centre	30000
1100	2018 20th Zhejiang Home Expo	2018/08/11	2	Zhejiang	Hangzhou	Hangzhou International Expo Center	20000
1101	2018 16th China New-Energy and Electrical Vehicles & Accessories Exhibition	2018/08/11	3	Shandong	Linyi	Linyi South of Shandong International Convention and Exhibition Center	50000
1102	2018 China (Zhengzhou) Zhouyuan Advertisements Exhibition /2018 China (Zhengzhou) Printing and Packaging Products Expo	2018/08/11	3	Henan	Zhengzhou	Zhengzhou International Convention and Exhibition Centre	33000
1103	2018 40th International Famous Furniture Fair (Dongguan)	2018/08/11	4	Guangdong	Dongguan	GD Modern International Exhibition Center	770000
1104	2018 14th Tianjin International Industrial Expo	2018/08/12	4	Tianjin	Tianjin	Tianjin Mei Jiang Convention Center	60000
1105	2018 4th China (Shenzhen) International Overseas Chinese Trade Fair	2018/08/13	3	Guangdong	Shenzhen	Shenzhen Convention & Exhibition Center	37500
1106	2018 12th China Huaxia Housing and Furnishing Exposition	2018/08/14	3	Henan	Zhengzhou	Zhengzhou International Convention and Exhibition Centre	20000
1107	China International Auto Parts (Jinan) Exhibition	2018/08/14	3	Shandong	Ji'nan	Ji'nan International Convention and Exhibition Center	30000
1108	2018 China International Safety in Production & Emergency Rescue Technology Equipment (Shanxi)	2018/08/14	3	Shanxi	Taiyuan	Shanxi Exhibition Hall	45000
1109	2018 23th China International Health Industry Expo (Shanghai)	2018/08/15	3	Shanghai	Shanghai	The Shanghai New International Expo Center	25000
1110	2018 China (Shanghai) International Smart Medical and Wearable Devices Exhibition	2018/08/15	3	Shanghai	Shanghai	The Shanghai New International Expo Center	22000
1111	2018 China (Shanghai) International High-end Health Edible Oil and Olive Oil Expo	2018/08/15	3	Shanghai	Shanghai	The Shanghai New International Expo Center	30000
1112	2018 10th China International Road of Traffic Security Products Expo	2018/08/15	3	Sichuan	Chengdu	New International Convention & Exposition Center Chengdu Century City	30000
1113	2018 Shanghai Receipt printing, Barcode Printing, Pos Equip & Tech Expo	2018/08/15	3	Shanghai	Shanghai	The Shanghai New International Expo Center	20000
1114	2018 2nd Shanghai International Unattended Retail Exhibition	2018/08/15	3	Shanghai	Shanghai	The Shanghai New International Expo Center	36000
1115	E-commerce Packaging & Logistics Technology Expo 2018	2018/08/15	3	Shanghai	Shanghai	The Shanghai New International Expo Center	20000
1116	2018 China Shanghai International Automotive Non-metal Materials Technology Application Exhibition	2018/08/15	3	Shanghai	Shanghai	Shanghai Automobile Exhibition Center	100000
1117	2018 China International Automotive Seating Innovative Technology Application Exhibition	2018/08/15	3	Shanghai	Shanghai	Shanghai Automobile Exhibition Center	20000
1118	Shanghai International Elderly Service & Health Management Expo	2018/08/15	3	Shanghai	Shanghai	The Shanghai New International Expo Center	20000

S/N	Exhibition Name	Opening Date	Durationn (Days)	Province/ Autonomous Region/ Municipality	City	Venue	Area (m ²)
1119	2018 World Robot Conference	2018/08/15	5	Beijing	Beijing	Etrong International Exhibition & Convention Center (Beijing)	50000
1120	2018 23rd Dalian International Automotive Exhibition	2018/08/15	5	Liaoning	Dalian	Dalian Xinghai Conference Exhibition Center, Dalian World Expo center	130000
1121	2018 Shanghai Book Fair & Book China Shanghai Week	2018/08/15	7	Shanghai	Shanghai	Shanghai Exhibition Center	23000
1122	Kunshan International Music Beer Festival	2018/08/15	12	Jiangsu	Kunshan	Kunshan Convention & Exhibition Center	26000
1123	FIBO CHINA 2018	2018/08/16	3	Shanghai	Shanghai	National Exhibition and Convention Center (Shanghai)	35000
1124	2018 10th Guangzhou International Solar Photovoltaic Exhibition	2018/08/16	3	Guangdong	Guangzhou	China Import & Export Fair Complex	52450
1125	2018 14th China Heat Energy Exhibition (Heat China)	2018/08/16	3	Guangdong	Guangzhou	China Import & Export Fair Complex	130000
1126	2018 3rd Asia (Guangzhou) Battery Sourcing Fair	2018/08/16	3	Guangdong	Guangzhou	China Import & Export Fair Complex	60000
1127	2018 Asia Pacific Beauty & Health Expo 2018	2018/08/16	3	Zhejiang	Ningbo	Ningbo International Convention and Exhibition Center	21000
1128	Shanxi international custom home and door products Expo	2018/08/16	3	Shanxi	Taiyuan	China Taiyuan Coal Transaction Center	30000
1129	Zhenjie•2018 Beijing-Tianjin-Hebei Whole House Custom Home Expo and North China Door Industry, Building Materials Decoration Materials Exhibition	2018/08/16	3	Hebei	Shijiazhuang	Shijiazhuang Liberation Square Convention and Exhibition Center	20000
1130	2018 5th China-Eurasia Security Expo & 14th Xijiang Police Anti-Terrorism Equipment Expo	2018/08/16	3	Xinjiang	Urumqi	Xinjiang International Conference & Exhibition Centre	20000
1131	2018 China Auto Salon	2018/08/16	3	Shanghai	Shanghai	National Exhibition and Convention Center (Shanghai)	70000
1132	2018 25th Beijing International Advertising New Media, New Technologies, New Equipment, New Materials Exhibition	2018/08/16	3	Beijing	Beijing	China International Exhibition Center (Sanyuanqiao)	35000
1133	2018 38th China Beijing International Gifts, Gifts and Housewares Fair	2018/08/16	3	Beijing	Beijing	China International Exhibition Center (Sanyuanqiao)	40000
1134	2018 Digital Data Expo	2018/08/16	4	Sichuan	Chengdu	New International Convention & Exposition Center Chengdu Century City	22000
1135	2018 China Auto Salon	2018/08/17	3	Shanghai	Shanghai	National Exhibition and Convention Center (Shanghai)	100000
1136	2018 27th China International Medical Instrument and Equipment Exhibition & Symposium	2018/08/17	3	Beijing	Beijing	China National Convention Center	22000
1137	2018 3rd Jiangsu Animal Husbandry Expo	2018/08/17	3	Jiangsu	Nanjing	Nanjing International Exhibition Center	20000
1138	2018 Eight Chengdu International Exhibition and Pregnant Baby Products Baby Toy	2018/08/17	3	Sichuan	Chengdu	New International Convention & Exposition Center Chengdu Century City	22000
1139	2018 13th China (Jinzhou) Automotive Exhibition	2018/08/17	3	Liaoning	Jinzhou	Jinzhou International Convention and Exhibition Center	30000
1140	2018 2nd Shaanxi Sports Expo	2018/08/17	3	Shaanxi	Xi'an	Xian Qujiang International Conference and Exhibition Centre	20000
1141	2018 4th Shenzhen International Modern Green Agriculture Expo	2018/08/17	3	Guangdong	Shenzhen	Shenzhen Convention & Exhibition Center	27500
1142	Zhenjie•2018 Beijing-Tianjin-Hebei (Shijiazhuang) International Food and Drinks Supply Expo	2018/08/17	3	Hebei	Shijiazhuang	Shijiazhuang International Convention and Exhibition Center	20000
1143	2018 17th Donnor Chongqing Home Expo	2018/08/17	3	Chongqing	Chongqing	Chongqing International Convention and Exhibition Center	20000
1144	FIBO CHINA 2018	2018/08/17	3	Shanghai	Shanghai	National Exhibition and Convention Center (Shanghai)	33000
1145	2018 Shandong International Equestrian Horse Industries	2018/08/17	3	Shandong	Qingdao	Qingdao International Expo Center	20000
1146	2018 9th China Zhengzhou International Doorindustry Exhibition	2018/08/17	3	Henan	Zhengzhou	Zhengzhou International Convention and Exhibition Centre	60000
1147	2018 China (Shenyang) International Sports Industry Expo	2018/08/17	4	Liaoning	Shenyang	Shenyang International Exhibition Center	65000
1148	2018 China (Wuhan) International Livestock Exposition and Hubei Livestock Breeding Equipment Expo	2018/08/18	2	Hubei	Wuhan	China Optics Valley Convention & Exhibition Center	35000
1149	2018 20th China (Linyi) Autumn Auto Show	2018/08/18	2	Shandong	Linyi	Linyi South of Shandong International Convention and Exhibition Center	60000
1150	Shenzhen International Beauty Expo	2018/08/18	2	Guangdong	Shenzhen	Shenzhen Convention & Exhibition Center	100000
1151	2018 Shenzhen Housing & Furnishing Exposition	2018/08/18	2	Guangdong	Shenzhen	Shenzhen Convention & Exhibition Center	30000
1152	2018 2nd Guangzhou International Intensive Livestock Farming & Feed Processing Industry Exhibition	2018/08/18	3	Guangdong	Guangzhou	China Import & Export Fair Complex	30000
1153	2018 China (Guangzhou) International Aluminum Exposition	2018/08/18	3	Guangdong	Guangzhou	China Import & Export Fair Complex	20000
1154	2018 China Guizhou Safety Production Technology and Equipment and Social Public Safety, Fire Safety, Road Traffic Safety Exhibition	2018/08/18	3	Guizhou	Guiyang	Guiyang International Convention and Exhibition Center	20000

Appendix 1 Schedule of Trade and Economic Fairs held in Mainland China in 2018 (above 20,000 m²)

S/N	Exhibition Name	Opening Date	Duration (Days)	Province/ Autonomous Region/ Municipality	City	Venue	Area (m ²)
1155	2018 18th Jinan Jinnoc International Furniture Fair	2018/08/18	3	Shandong	Ji'nan	Ji'nan International Convention and Exhibition Center	80000
1156	2018 23rd Inner Mongolia International Agricultural Expo	2018/08/18	3	Inner Mongolia	Chifeng	Chifeng International Conference Exhibition Center	30000
1157	2018 6th Inner Mongolia International Agricultural Machinery Exhibition	2018/08/18	3	Inner Mongolia	Chifeng	Chifeng International Conference Exhibition Center	30000
1158	Shanghai International Kitchen Expo	2018/08/19	3	Shanghai	Shanghai	The Shanghai New International Expo Center	60000
1159	2018 16th China International Tire Expo	2018/08/20	3	Shanghai	Shanghai	The Shanghai New International Expo Center	28000
1160	Kunming Beauty Expo	2018/08/20	3	Yunnan	Kunming	Kunming International Convention and Exhibition Center	30000
1161	2018 9th Yunnan Energy-saving Building and Decoration Materials Exhibition	2018/08/20	3	Yunnan	Kunming	Kunming International Convention and Exhibition Center	30000
1162	2018 4th China Wisdom City International Exposition	2018/08/21	3	Guangdong	Shenzhen	Shenzhen Convention & Exhibition Center	50000
1163	2018 45th Shenyang International Medical Equipment Fair	2018/08/22	3	Liaoning	Shenyang	Shenyang International Exhibition Center	20000
1164	Shenzhen International 3D Curved Glass and Screen Display Technology Exhibition 2018	2018/08/22	3	Guangdong	Shenzhen	Shenzhen Convention & Exhibition Center	30000
1165	2018 24th China Zhengzhou Custom Home & Woodworking Machinery Expo	2018/08/22	3	Henan	Zhengzhou	Central China International Expo Center	53000
1166	2018 China (Zhengzhou) Food Processing and Packaging Machinery Exhibition	2018/08/22	4	Guizhou	Guiyang	Guiyang International Convention and Exhibition Center	20000
1167	China Content Broadcasting Network 2018	2018/08/22	4	Beijing	Beijing	China International Exhibition Center (Sanyuanqiao)	50000
1168	2018 21st Pet Fair Asia	2018/08/22	5	Shanghai	Shanghai	The Shanghai New International Expo Center	106860
1169	2018 25th Beijing International Book Fair	2018/08/22	5	Beijing	Beijing	China International Exhibition Center (Shunyi)	106800
1170	2018 Northeast (Shenyang) International Sanitation Fair	2018/08/23	2	Liaoning	Shenyang	Shenyang International Exhibition Center	20000
1171	2018 27th China International Exhibition on Pro Audio, Light, Music & Technology (Music)	2018/08/23	3	Beijing	Beijing	China National Convention Center	40000
1172	2018 10th China (Shanghai) International Tank Storage Exhibition	2018/08/23	3	Shanghai	Shanghai	The Shanghai New International Expo Center	38000
1173	2018 10th China (Shanghai) International Lithium Electricity Industry Exhibition	2018/08/23	3	Shanghai	Shanghai	The Shanghai New International Expo Center	30000
1174	2018 12th Shanghai International Electric Vehicle Supply Equipment Fair	2018/08/23	3	Shanghai	Shanghai	The Shanghai New International Expo Center	35000
1175	Changchun Hardware Tools Expo 2018	2018/08/23	3	Jilin	Changchun	Changchun International Convention and Exhibition Center	50000
1176	2018 Northeast (Changchun) International Hotel Supplies, Kitchenware, Equipment and Catering Service Exhibition	2018/08/23	3	Jilin	Changchun	Changchun International Convention and Exhibition Center	20000
1177	CTEF 2018	2018/08/23	3	Shanghai	Shanghai	The Shanghai New International Expo Center	32000
1178	Shanghai International Chemical Pump, Valve & Pipeline Fair	2018/08/23	3	Shanghai	Shanghai	The Shanghai New International Expo Center	50000
1179	CCPAF 2018	2018/08/23	3	Jilin	Changchun	Changchun International Convention and Exhibition Center	20000
1180	Smart Home Show	2018/08/23	4	Guangdong	Foshan	Tanzhou International Convention and Exhibition Center	50000
1181	2018 26th China International Finance Expo	2018/08/23	4	Beijing	Beijing	Beijing Exhibition Center	22000
1182	2018 9th Western China (Lanzhou) International Auto Expo & 1st New Energy and Smart Auto Expo	2018/08/23	6	Gansu	Lanzhou	Gansu International Convention and Exhibition Center	80000
1183	2018 6th Guangzhou International Food & Beverage Franchise Exhibition	2018/08/24	2	Guangdong	Guangzhou	China Import & Export Fair Complex	47600
1184	China International Patent Fair 2018	2018/08/24	3	Liaoning	Dalian	Dalian World Expo Center	21000
1185	China Guangzhou International Intelligent Security Technology Exhibition 2018	2018/08/24	3	Guangdong	Guangzhou	China Import & Export Fair Complex	30000
1186	China (Guangzhou) International Seafood & Fisheries Expo 2018	2018/08/24	3	Guangdong	Guangzhou	China Import & Export Fair Complex	140000
1187	2018 4th China International (Guangzhou) Cold Chain Equipment and Fresh Logistics Exhibition	2018/08/24	3	Guangdong	Guangzhou	China Import & Export Fair Complex	140000
1188	2018 Second China Linyi Newcar Lifestyle Exhibition	2018/08/24	3	Shandong	Linyi	Linyi International Expo Center	100000
1189	2018 China (Xi'an) International Fire Safety and Emergency Equipment Exhibition	2018/08/24	3	Shaanxi	Xi'an	Xian Qujiang International Conference and Exhibition Centre	25000
1190	2018 China Huaxia Housing and Furnishing Exposition (Guangzhou) (August)	2018/08/24	3	Guangdong	Guangzhou	Guangzhou International Sourcing Center	30000

S/N	Exhibition Name	Opening Date	Duration (Days)	Province/ Autonomous Region/ Municipality	City	Venue	Area (m ²)
1191	2018 China Huaxia Housing and Furnishing Exposition (Suzhou) (August)	2018/08/24	3	Jiangsu	Suzhou	Suzhou International Expo Center	20000
1192	2018 China Huaxia Housing and Furnishing Exposition (Hangzhou)	2018/08/24	3	Zhejiang	Hangzhou	Hangzhou International Expo Center	30000
1193	2018 China Huaxia Housing and Furnishing Exposition (Chongqing) (August)	2018/08/24	3	Chongqing	Chongqing	Chongqing EXPO Center	20000
1194	2018 23rd China (Wenzhou) International Leather, Shoe Material & Shoe Machinery Fair	2018/08/24	3	Zhejiang	Wenzhou	Wenzhou International Expo Center	45000
1195	China (Wenzhou) International Sewing Equipment Fair 2018	2018/08/24	3	Zhejiang	Wenzhou	Wenzhou International Expo Center	45000
1196	2018 China (Wenzhou) International Knitting Machinery, Flying Weaving Uppers Exhibition	2018/08/24	3	Zhejiang	Wenzhou	Wenzhou International Expo Center	32000
1197	2018 21st Tiantian Shanxi Advertising Show	2018/08/24	3	Shanxi	Taiyuan	Shanxi Exhibition Hall	20000
1198	2018 Hebei (Langfang) International Green Industry Exposition	2018/08/24	3	Hebei	Langfang	Langfang International Convention & Exhibition Center	23500
1199	2018 China International Synthetic Leather Fair	2018/08/24	3	Zhejiang	Wenzhou	Wenzhou International Expo Center	45000
1200	2018 24th Annual Meeting of China Dairy Industry Association and 18th Dairy Technology Exhibition	2018/08/24	3	Shaanxi	Xi'an	Xian Qujiang International Conference and Exhibition Centre	22752
1201	2018 121st China Huaxia Housing and Furnishing Exposition (Qingdao)	2018/08/24	3	Shandong	Qingdao	Qingdao International Convention and Exhibition Centre	24000
1202	2018 22nd Zhengzhou International Sugar Wine Food Fair	2018/08/24	3	Henan	Zhengzhou	Zhengzhou International Convention and Exhibition Centre	33000
1203	2018 China Huaxia Housing and Furnishing Exposition (Zhengzhou) (August)	2018/08/24	3	Henan	Zhengzhou	Zhengzhou International Convention and Exhibition Centre	20000
1204	2018 3rd Dongguan International Buddhist Items & Crafts Fair	2018/08/24	4	Guangdong	Dongguan	GD Modern International Exhibition Center	30000
1205	Popular Science Products Expo 2018	2018/08/24	4	Shanghai	Shanghai	Shanghai Exhibition Center	22000
1206	2018 30th Ningbo International Automobile Exposition	2018/08/24	4	Zhejiang	Ningbo	Ningbo International Convention and Exhibition Center	80000
1207	2018 Shanghai Century Home Expo (August)	2018/08/25	2	Shanghai	Shanghai	Shanghai Convention & Exhibition Center of International Sourcing	20000
1208	2018 China Huaxia Housing and Furnishing Exposition (Changsha) (August)	2018/08/25	2	Hunan	Changsha	Changsha International Convention and Exhibition Center	30000
1209	2018 Autumn China (Shanghai) Wedding Expo	2018/08/25	2	Shanghai	Shanghai	Shanghai World Expo Exhibition & Convention Center	60000
1210	2018 7th Shandong International Saving and New Energy Vehicles Exhibition	2018/08/25	3	Shandong	Ji'nan	Ji'nan International Convention and Exhibition Center	75000
1211	2018 Shandong (Linyi) Food Industry Expo	2018/08/25	3	Shandong	Linyi	Linyi International Expo Center	20000
1212	2018 4th China (Linyi) HVAC Equipment Exhibition	2018/08/26	3	Shandong	Linyi	Linyi South of Shandong International Convention and Exhibition Center	25000
1213	2018 10th Southwest Seed Expo	2018/08/27	2	Yunnan	Kunming	Kunming International Convention and Exhibition Center	50000
1214	WSIGE 2018	2018/08/27	2	Yunnan	Kunming	Kunming International Convention and Exhibition Center	50000
1215	2018 Guangzhou International 3D Curved Glass and Touch Panel Glass Technology Exhibition	2018/08/27	3	Guangdong	Guangzhou	China Import & Export Fair Complex	40000
1216	Xi'an Bicycle Electric Vehicles and New Energy Industry Exhibition	2018/08/27	3	Shaanxi	Xi'an	Xian Qujiang International Conference and Exhibition Centre	25000
1217	2018 China International Trade Fair for Home Textiles and Accessories	2018/08/27	4	Shanghai	Shanghai	National Exhibition and Convention Center (Shanghai)	160000
1218	NEPCON South China 2018	2018/08/28	3	Guangdong	Shenzhen	Shenzhen Convention & Exhibition Center	45000
1219	2018 22nd China (Hebei) Food & Drinks Fair	2018/08/29	2	Hebei	Shijiazhuang	Hebei Leichi Convention and Exhibition Center (Shijiazhuang Old Railway Station Convention and Exhibition Center)	20000
1220	Jaguar New Auto Show	2018/08/29	2	Shandong	Qingdao	Qingdao World Expo City	20000
1221	All China Leather Exhibition 2018	2018/08/29	3	Shanghai	Shanghai	The Shanghai New International Expo Center	92000
1222	DPES Sign Expo China 2018-Autumn Guangzhou	2018/08/29	3	Guangdong	Guangzhou	Poly World Trade Center Expo	20000
1223	2018 7th Shanghai International Condiments Food Ingredients Exhibition	2018/08/29	3	Shanghai	Shanghai	The Shanghai New International Expo Center	60000
1224	2018 9th China (Shanghai) Food Packaging and Processing Machinery Exhibition	2018/08/29	3	Shanghai	Shanghai	The Shanghai New International Expo Center	50000
1225	2018 Green Building Materials and Assembly Architecture Exhibition	2018/08/29	3	Guangdong	Shenzhen	Shenzhen Convention & Exhibition Center	25000

Appendix 1 Schedule of Trade and Economic Fairs held in Mainland China in 2018 (above 20,000 m²)

S/N	Exhibition Name	Opening Date	Duration (Days)	Province/ Autonomous Region/ Municipality	City	Venue	Area (m ²)
1226	China International Energy-saving Emission Reduction Industry Exposition 2018	2018/08/29	3	Guangdong	Shenzhen	Shenzhen Convention & Exhibition Center	25000
1227	2018 Air Conditioning Energy Saving and Fresh Air System Exhibition	2018/08/29	3	Guangdong	Shenzhen	Shenzhen Convention & Exhibition Center	25000
1228	2018 45th China (Shenzhen) International Real Estate Expo	2018/08/29	3	Guangdong	Shenzhen	Shenzhen Convention & Exhibition Center	100000
1229	CSEPV Shenzhen Expo	2018/08/29	3	Guangdong	Shenzhen	Shenzhen Convention & Exhibition Center	30000
1230	2018 10th China International Hair Fair	2018/08/29	3	Guangdong	Guangzhou	Poly World Trade Center Expo	25000
1231	2018 24th Zhengzhou Sanitary Ware Supporting Hardware Expo	2018/08/29	3	Henan	Zhengzhou	Central China International Expo Center	53000
1232	2018 China International TCM Expo	2018/08/29	3	Beijing	Beijing	China International Exhibition Center (Sanyuanqiao)	30000
1233	2018 20th CSA Annual Meeting & 2018 China Dental Show	2018/08/29	4	Shanghai	Shanghai	National Exhibition and Convention Center (Shanghai)	60000
1234	2018 China (Shanghai) Tea Fair	2018/08/29	4	Shanghai	Shanghai	The Shanghai New International Expo Center	20000
1235	2018 Zhejiang International Medical Exhibition	2018/08/30	3	Zhejiang	Hangzhou	Hangzhou International Expo Center	30000
1236	2018 China • Eurasia Expo	2018/08/30	3	Xinjiang	Urumqi	Xinjiang International Conference & Exhibition Centre	140000
1237	2018 12th Ouya•Zhengzhou International Children Baby Maternity Industry Expo	2018/08/30	3	Henan	Zhengzhou	Zhengzhou International Convention and Exhibition Centre	33000
1238	2018 11th China (Wuxi) International Auto Expo	2018/08/30	5	Jiangsu	Wuxi	Wuxi Taihu International Expo Center	72200
1239	2018 China (Hefei) International Rail Transportation Equipment Exhibition	2018/08/31	3	Anhui	Hefei	Anhui International Convention and Exhibition Centre	30000
1240	2018 China (Langfang) International Sporting Goods Exhibition	2018/08/31	3	Hebei	Langfang	Langfang International Convention & Exhibition Center	33300
1241	2018 Ningbo International Travel Exposition	2018/08/31	3	Zhejiang	Ningbo	Ningbo International Convention and Exhibition Center	33680
1242	2018 21st Ji'nan International Industrial Automation & Robotics Exhibition	2018/08/31	3	Shandong	Ji'nan	Ji'nan International Convention and Exhibition Center	40000
1243	2018 13th China (Shanxi) Wine and Food Industry Expo	2018/08/31	3	Shanxi	Taiyuan	The Coal Museum of China	36000
1244	2018 13th China (Yunnan) Advertising Four New & LED Lighting Exhibition	2018/08/31	3	Yunnan	Kunming	Kunming International Convention and Exhibition Center	60000
1245	China (Mount Tai) International Mining Equipment & Technology Exhibition 2018	2018/08/31	3	Shandong	Tai'an	Taishan International Exhibition Center	35000
1246	YOHOOD 2018	2018/08/31	3	Shanghai	Shanghai	Shanghai World Expo Exhibition & Convention Center	25000
1247	2018 Northeast Asia Cross-border E-commerce Trade Expo	2018/08/31	3	Jilin	Changchun	Changchun International Convention and Exhibition Center	50000
1248	2018 Autumn Housing and Furnishing Exposition	2018/08/31	3	Jilin	Changchun	Changchun International Convention and Exhibition Center	50000
1249	Zhengzhou International HVAC Pump Air Conditioning Refrigeration and Photovoltaic New Energy Industry Exhibition	2018/08/31	3	Henan	Zhengzhou	Zhengzhou International Convention and Exhibition Centre	33000
1250	BUILDEXPO China 2018	2018/08/31	3	Henan	Zhengzhou	Zhengzhou International Convention and Exhibition Centre	33000
1251	2018 7th China (Luoyang) Tea Expo	2018/08/31	4	Henan	Luoyang	Luoyang Convention and Exhibition Center	20000
1252	2018 14th China (Nanjing) International Software Product & Information Service Trade Fair	2018/08/31	4	Jiangsu	Nanjing	Nanjing International Expo Center	110000
1253	2018 5th China (Dalian) International Exposition and Purple Sand, Ceramic Tea Industry, Tea Products Exhibition	2018/08/31	4	Liaoning	Dalian	Dalian World Expo Center	21000
1254	2018 21st Chengdu International Automobile Exhibition	2018/08/31	10	Sichuan	Chengdu	New International Convention & Exposition Center Chengdu Century City	150000
1255	2018 3th Inner Mongolia International Energy Conservation and Environmental Protection & Green Science and Technology Innovation Expo	2018/09/01	3	Inner Mongolia	Huhot	Inner Mongolia International Convention and Exhibition Center	20000
1256	2018 China Inner Mongolia International Smart Grid and UHV Power Grid Construction Expo	2018/09/01	3	Inner Mongolia	Huhot	Inner Mongolia International Convention and Exhibition Center	21000
1257	2018 National High-end Food Exhibition	2018/09/01	3	Zhejiang	Ningbo	Ningbo International Convention and Exhibition Center	45000
1258	China Ice Cream Forum 2018	2018/09/01	3	Zhejiang	Ningbo	Ningbo International Convention and Exhibition Center	22000
1259	2018 5th "Hometown of Wang Xizhi" Cultural Products Exhibition Fair	2018/09/01	4	Shandong	Linyi	Linyi International Expo Center	28000
1260	2018 24th Lutai Economic and Trade Fair	2018/09/01	4	Shandong	Weifang	Weifang Shandong-Taiwan Convention and Exhibition Center	20000
1261	2018 5th Silk Road International Ecological Industry & Green Organic Products (Zhangye) Trade Fair	2018/09/01	4	Gansu	Zhangye	Zhangye Exhibition Center	50000

S/N	Exhibition Name	Opening Date	Duration (Days)	Province/ Autonomous Region/ Municipality	City	Venue	Area (m ²)
1262	CIEME 2018	2018/09/01	5	Liaoning	Shenyang	Shenyang International Exhibition Center	24000
1263	2018 17th China (Guizhou) International Equipment Industrial Expo	2018/09/01	5	Liaoning	Shenyang	Shenyang International Exhibition Center	110000
1264	2018 Northeast Asia (Shenyang) Energy-Saving Environmental Protection Expo	2018/09/01	5	Liaoning	Shenyang	Shenyang International Exhibition Center	120000
1265	2018 China (Linyi) Wood Expo	2018/09/02	3	Shandong	Linyi	Linyi South of Shandong International Convention and Exhibition Center	60000
1266	2018 9th China Electronic Commerce Expo	2018/09/03	2	Beijing	Beijing	Beijing International Convention Center	80000
1267	2018 9th China International Occupational Safety & Health Exhibition	2018/09/03	3	Beijing	Beijing	China National Convention Center	25000
1268	2018 Shanghai International Trade Fair for Heating, Ventilation, Air-Conditioning & Home Comfort System	2018/09/03	3	Shanghai	Shanghai	The Shanghai New International Expo Center	40000
1269	2018 Shanghai Smart Home Technology Exhibition/ 2018 Shanghai Intelligent Building Technology Exhibition	2018/09/03	3	Shanghai	Shanghai	The Shanghai New International Expo Center	20000
1270	2018 Guangzhou International Automobile Parts and Aftermarket Exhibition	2018/09/03	3	Guangdong	Guangzhou	Poly World Trade Center Expo	100000
1271	2018 2nd Prefabricated Building and Green Building Materials Exhibition (Autumn)	2018/09/03	3	Hebei	Baoding	Xiongxin Packaging Machinery Hall	20000
1272	2018 2nd Construction Machinery, Construction Machinery, Engineering Vehicle Exhibition	2018/09/03	3	Hebei	Baoding	Xiongxin Packaging Machinery Hall	20000
1273	2018 China International Trade Fair for Technical Textiles and Nonwovens	2018/09/04	3	Shanghai	Shanghai	The Shanghai New International Expo Center	40000
1274	2018 13th AsiaSolar Photovoltaic Innovation Exhibition	2018/09/04	3	Shanghai	Shanghai	Shanghai Convention & Exhibition Center of International Sourcing	20000
1275	Shanghai International Biotechnology Exhibition 2018	2018/09/04	3	Shanghai	Shanghai	The Shanghai New International Expo Center	20000
1276	2018 Shanghai International Seasoning Sauce Products and Packaging Technology Exhibition	2018/09/04	3	Shanghai	Shanghai	The Shanghai New International Expo Center	30000
1277	Beijing International Energy Conservation Technology Products and Services Expo	2018/09/04	3	Beijing	Beijing	China National Convention Center	20000
1278	Shanghai International Wine Products and Processing Equipment, Packaging Technology Exhibition	2018/09/04	3	Shanghai	Shanghai	The Shanghai New International Expo Center	30000
1279	2018 Shanghai International Environmental Chemical Technology & Equipment Fair	2018/09/04	3	Shanghai	Shanghai	The Shanghai New International Expo Center	30000
1280	2018 24th China Composites Expo	2018/09/05	3	Shanghai	Shanghai	Shanghai World Expo Exhibition & Convention Center	42000
1281	2018 8th China (Beijing) International Airport Technology, Equipment and Services Exhibition	2018/09/05	3	Beijing	Beijing	China International Exhibition Center (Sanyuanqiao)	20000
1282	Asia Pacific Technology Innovation Expo 2018	2018/09/05	4	Guangdong	Shenzhen	Shenzhen Convention & Exhibition Center	22000
1283	2018 China International Optoelectronic Exposition	2018/09/05	4	Guangdong	Shenzhen	Shenzhen Convention & Exhibition Center	110000
1284	East Asia Commodities Fair	2018/09/05	5	Shandong	Qingdao	Qingdao World Expo City	60000
1285	2018 5th Exhibition in Zhuhai Advanced Manufacturing Machinery and Equipment	2018/09/06	3	Guangdong	Zhuhai	Zhuhai International Convention & Exhibition Center	20000
1286	Beijing-Tianjin-Hebei International Investment and Trade Fair 2018	2018/09/06	3	Hebei	Langfang	Langfang International Convention & Exhibition Center	24500
1287	2018 7th Wuhan International Machine Tool Exhibition	2018/09/06	4	Hubei	Wuhan	Wuhan International Expo Center	50000
1288	2018 19th China International Machinery & Electronic Products Fair	2018/09/06	4	Hubei	Wuhan	Wuhan International Expo Center	60000
1289	2018 Qilu Autumn Auto Show	2018/09/06	4	Shandong	Ji'nan	Ji'nan International Convention and Exhibition Center	37300
1290	2018 3rd Zunyi International Automobile Exhibition	2018/09/06	4	Guizhou	Zunyi	Zunyi (Xinpu) International Convention and Exhibition Center	40000
1291	2018 Hainan Daily Newspaper Group Autumn Auto Show	2018/09/06	4	Hainan	Haikou	Hainan International Convention and Exhibition Center	50000
1292	2018 6th China (Mianyang) Science & Technology City International High-Tech Expo	2018/09/06	4	Sichuan	Mianyang	Mianyang S&T City Convention and Exhibition Center	39000
1293	2018 China (Luoyang) Electric & New Energy Vehicles Exhibition	2018/09/07	3	Henan	Luoyang	Luoyang Convention and Exhibition Center	200000
1294	2018 16th Guangzhou International Hospitality Supplies Fair	2018/09/07	3	Guangdong	Guangzhou	China Import & Export Fair Complex	60000
1295	2018 China (Guangdong) International Medical Industry Fair	2018/09/07	3	Guangdong	Guangzhou	China Import & Export Fair Complex	50000
1296	2018 China (Guangdong) International Tourism Industry Expo	2018/09/07	3	Guangdong	Guangzhou	China Import & Export Fair Complex	90000
1297	2018 20th Jiangsu International Apparel Festival	2018/09/07	3	Jiangsu	Nanjing	Nanjing International Expo Center	23000

Appendix 1 Schedule of Trade and Economic Fairs held in Mainland China in 2018 (above 20,000 m²)

S/N	Exhibition Name	Opening Date	Duration (Days)	Province/ Autonomous Region/ Municipality	City	Venue	Area (m ²)
1298	2018 18th Changchun International Wine & Food Fair	2018/09/07	3	Jilin	Changchun	Changchun International Convention and Exhibition Center	60000
1299	2018 2nd China (Linyi) Cutlery Pot Fair	2018/09/07	3	Shandong	Linyi	Linyi Commercial Convention and Exhibition Center	20000
1300	2018 8th China (Ningbo) Smart City Technology and Application Products Expo	2018/09/07	3	Zhejiang	Ningbo	Ningbo International Convention and Exhibition Center	30000
1301	2018 17th Hebei International Heating & Ventilation System and Air-conditioning Technology and Equipment Expo	2018/09/07	3	Hebei	Shijiazhuang	Shijiazhuang International Convention and Exhibition Center	30000
1302	2018 7th International Food and Beverage Exhibition	2018/09/07	3	Guangdong	Guangzhou	China Import & Export Fair Complex	70000
1303	2018 China (Beijing-Tianjin-Hebei) International Clean Heating Ventilation and Air Conditioning and Building New Energy Technology Exhibition	2018/09/07	3	Tianjin	Tianjin	Tianjin International Exhibition Centre	40000
1304	2018 13th China Wuxi Modern Agriculture Exposition	2018/09/07	3	Jiangsu	Wuxi	Wuxi International Convention and Exhibition Center	20000
1305	China (Guangzhou) International Sugar & Wine Food Fair	2018/09/07	3	Guangdong	Guangzhou	China Import & Export Fair Complex	35000
1306	2018 31st China (Changchun) Baking Exhibition	2018/09/07	3	Jilin	Changchun	Changchun International Convention and Exhibition Center	60000
1307	2018 China (Changchun) International Wine & Spirits Exhibition	2018/09/07	3	Jilin	Changchun	Changchun International Convention and Exhibition Center	60000
1308	2018 8th China (JiangSu) International Catering Expo	2018/09/07	3	Jiangsu	Nanjing	Nanjing International Exhibition Center	40000
1309	2018 (Ningxia) International Modern Agricultural Technology Exhibition	2018/09/07	3	Ningxia	Yinchuan	Yinchuan International Convention & Exhibition Centre	20000
1310	2018 China (Kunshan) Bicycle Culture Festival and Asia Cycle Exposition/6th Green International Grand Bicycle Congress	2018/09/07	3	Jiangsu	Kunshan	Kunshan Convention & Exhibition Center	24000
1311	Chengyang Family Expo	2018/09/07	3	Shandong	Qingdao	Shandong International Agricultural Exhibition Center	20000
1312	China Time-honored Brands Expo 2018	2018/09/07	4	Shanghai	Shanghai	Shanghai Exhibition Center	95000
1313	2018 China Guangzhou International Tea Culture Expo	2018/09/07	4	Guangdong	Guangzhou	China Import & Export Fair Complex	30000
1314	2018 9th West China Cultural Industry Exposition	2018/09/07	4	Shaanxi	Xi'an	Xian Qujiang International Conference and Exhibition Centre	64000
1315	2018 10th Hunan Tea Industry Expo	2018/09/07	4	Hunan	Changsha	Changsha Hong Xing International Exhibition Center	30000
1316	China Weihai International Auto Show IAS 2018	2018/09/07	4	Shandong	Weihai	Wenzhou International Exhibition Center	30000
1317	Dahe International Automobile Exposition	2018/09/07	4	Henan	Zhengzhou	Zhengzhou International Convention and Exhibition Center	80000
1318	2018 21st Chengdu International Automobile Exhibition	2018/09/07	10	Sichuan	Chengdu	New International Convention & Exposition Center Chengdu Century City	103500
1319	2018 China Huaxia Housing and Furnishing Exposition (Kunming)	2018/09/08	2	Yunnan	Kunming	Kunming International Convention and Exhibition Center	30000
1320	China Jiangxi Nanchang Autumn Auto Show 2018	2018/09/08	2	Jiangxi	Nanchang	Nanchang Greenland International Expo Center	150000
1321	2018 26th North China Food & Drinks Fair	2018/09/08	2	Hebei	Shijiazhuang	Shijiazhuang People's Hall Convention and Exhibition Center	78500
1322	Yiwu Autumn Auto Group Buying Festival	2018/09/08	2	Zhejiang	Yiwu	Yiwu International Expo Centre	50000
1323	2018 China (Linyi) International Auto Parts Exhibition	2018/09/08	3	Shandong	Linyi	Linyi South of Shandong International Convention and Exhibition Center	60000
1324	2018 China (Shandong) International High Quality Agricultural Products Exhibition	2018/09/08	3	Shandong	Linyi	Linyi International Expo Center	40000
1325	China International Fair for Investment & Trade 2018	2018/09/08	4	Fujian	Xiamen	Xiamen International Convention and Exhibition Center	130000
1326	China Xiamen International Health Industry Expo 2018	2018/09/08	4	Fujian	Xiamen	Xiamen International Convention and Exhibition Center	20000
1327	2018 3rd China International Straw Industry (Changchun) Expo	2018/09/08	4	Jilin	Changchun	Changchun Modern Agricultural Park	50000
1328	2018 International (Bozhou) TCM Expo	2018/09/09	3	Anhui	Bozhou	Multi-function Hall of Bozhou Conference Center	50000
1329	2018 China (Guizhou) International Wine Fair	2018/09/09	4	Guizhou	Guiyang	Guiyang International Convention and Exhibition Center	72000
1330	2018 International Sensor Technology and Application Exhibition	2018/09/10	3	Shanghai	Shanghai	Shanghai Convention & Exhibition Center of International Sourcing	65000
1331	2018 31st China International Optics Fair	2018/09/10	3	Beijing	Beijing	China International Exhibition Center (Sanyuanqiao)	55000

S/N	Exhibition Name	Opening Date	Duration (Days)	Province/ Autonomous Region/ Municipality	City	Venue	Area (m ²)
1332	China Shahe International Glasstec Industry Expo	2018/09/10	4	Hebei	Shahe	Shahe International Convention and Exhibition Center	20000
1333	2018 42nd China (Shanghai) International Furniture Fair	2018/09/10	4	Shanghai	Shanghai	National Exhibition and Convention Center (Shanghai)	400000
1334	2018 Maison Shanghai Fashion Home Exhibition	2018/09/11	4	Shanghai	Shanghai	Shanghai World Expo Exhibition & Convention Center	60000
1335	2018 24th China International Furniture Fair	2018/09/11	4	Shanghai	Shanghai	The Shanghai New International Expo Center	30000
1336	Guangzhou AVG Car and Intelligent Storage Exhibition 2018	2018/09/12	3	Guangdong	Guangzhou	Poly World Trade Center Expo	60000
1337	2018 10th GTI Asia China Expo	2018/09/12	3	Guangdong	Guangzhou	China Import & Export Fair Complex	80000
1338	2018 4th China (Kunshan) International Environmental Protection, Pump & Valve Exhibition	2018/09/12	3	Jiangsu	Kunshan	Huaqiao International Expo Center	40000
1339	2018 4th Exhibition on Police Equipment and Public Security of Lianyungang Forum	2018/09/12	3	Jiangsu	Lianyungang	Lianyungang Industrial Exhibition Center	20000
1340	Shenzhen International Industrial Automation & Robot Exhibition 2018	2018/09/12	3	Guangdong	Shenzhen	Shenzhen Convention & Exhibition Center	30000
1341	2018 Shenzhen International Connector, Cable Wiring & Processing Machinery Exhibition	2018/09/12	3	Guangdong	Shenzhen	Shenzhen Convention & Exhibition Center	30000
1342	Shenzhen International 3D Printing Industry Exhibition 2018	2018/09/12	3	Guangdong	Shenzhen	Shenzhen Convention & Exhibition Center	30000
1343	Shenzhen International 3C Automation Assembly&Test Exhibition 2018	2018/09/12	3	Guangdong	Shenzhen	Shenzhen Convention & Exhibition Center	20000
1344	2018 13th Yulin International Coal and High-end Energy Chemical Industry Expo	2018/09/12	3	Shaanxi	Yulin	Yulin Coal Expo	30000
1345	2018 6th Guangzhou International Cutting Tools and Equipment Exhibition	2018/09/12	3	Guangdong	Guangzhou	Poly World Trade Center Expo	30000
1346	2018 China (Qingdao) International Ocean Science and Technology Exhibition	2018/09/12	3	Shandong	Qingdao	Qingdao International Expo Center	38000
1347	2018 15th China-Asean Expo	2018/09/12	4	Guangxi	Nanning	Nanning International Convention and Exhibition Center	124000
1348	2018 China International Food & Catering Expo	2018/09/12	5	Hunan	Changsha	Changsha International Convention and Exhibition Center	81000
1349	2018 16th Qingdao International Automobile Industry Exhibition	2018/09/12	6	Shandong	Qingdao	Qingdao International Convention and Exhibition Centre	100000
1350	2018 China Beijing-Tianjin-Hebei International Solar Energy and Photovoltaic Industry Exhibition and Forum	2018/09/13	3	Hebei	Shijiazhuang	Shijiazhuang Liberation Square Convention and Exhibition Center	30000
1351	2018 China (Shanghai) International Fashion Houseware Fair	2018/09/13	3	Shanghai	Shanghai	Shanghai Exhibition Center	22000
1352	2018 10th International Exhibition of Inventions and 3rd world Invention and Innovation Forum	2018/09/13	3	Guangdong	Foshan	Tanzhou International Convention and Exhibition Center	30000
1353	2018 China (Jiangmen) Intelligent Equipment-Mold Metal Processing-Automation-Laser Exhibition	2018/09/13	3	Guangdong	Jiangmen	Guangdong Zhuxi International Convention & Exhibition Center	20000
1354	2018 Construction Project Expo and Project Procurement Association	2018/09/13	3	Guangdong	Guangzhou	China Import & Export Fair Complex	29460
1355	2018 9th Ningbo New Materials, Magnetic and Electrical Exhibition	2018/09/13	3	Zhejiang	Ningbo	Ningbo International Convention and Exhibition Center	20000
1356	2018 40th China International Medical Equipment (Shandong) Expo	2018/09/13	3	Shandong	Ji'nan	Ji'nan International Convention and Exhibition Center	45000
1357	2018 China (Hebei) International Air Purification and Fresh Air System Exposition	2018/09/13	3	Hebei	Shijiazhuang	Shijiazhuang International Convention and Exhibition Center	20000
1358	2018 5th China International Coal Clean and Efficient Utilization Exhibition	2018/09/13	3	Shaanxi	Xi'an	Xian Qujiang International Conference and Exhibition Centre	30000
1359	2018 Beijing-Tianjin-Hebei International Environmental Protection Industry Expo	2018/09/13	3	Hebei	Shijiazhuang	Hebei Leichi Convention and Exhibition Center (Shijiazhuang Old Railway Station Convention and Exhibition Center)	20000
1360	2018 International Civil Military Integration and Defense Information Equipment Technology Exhibition	2018/09/13	3	Guangdong	Foshan	Tanzhou International Convention and Exhibition Center	50000
1361	2018 17th China (Beijing) International RV & camping Exhibition	2018/09/13	4	Beijing	Beijing	Beijing RV Expo Center	70000
1362	2018 China International Meat Expo	2018/09/13	4	Hunan	Changsha	Changsha International Convention and Exhibition Center	54000
1363	2018 18th China (Shenyang) International Agricultural Expo	2018/09/13	4	Liaoning	Shenyang	Shenyang International Exhibition Center	70000
1364	2018 Mango (Changsha) International Auto Expo	2018/09/13	5	Hunan	Changsha	Hunan International Convention and Exhibition Center	40000
1365	2018 Shenzhen International Jewelry Fair	2018/09/13	5	Guangdong	Shenzhen	Shenzhen Convention & Exhibition Center	60000
1366	2018 14th Yantai Autumn International Auto Industry Exhibition	2018/09/13	5	Shandong	Yantai	Yantai International Expo Center	62000

Appendix 1 Schedule of Trade and Economic Fairs held in Mainland China in 2018 (above 20,000 m²)

S/N	Exhibition Name	Opening Date	Durationn (Days)	Province/ Autonomous Region/ Municipality	City	Venue	Area (m ²)
1367	2018 8th Baotou International Auto Exhibition	2018/09/13	5	Inner Mongolia	Baotou	Baotou International Convention and Exhibition Centre	70000
1368	2018 7th China (Wuhan) International	2018/09/14	3	Hubei	Wuhan	Wuhan International Expo Center	25000
1369	2018 Print Pack Expo	2018/09/14	3	Hebei	Langfang	Langfang International Convention & Exhibition Center	20000
1370	2018 China (Dalian) International Garment & Textile Fair	2018/09/14	3	Liaoning	Dalian	Dalian Xinghai Conference Exhibition Center, Dalian World Expo center	50000
1371	2018 15th GD/HK/MAC International Sporting Goods Fair	2018/09/14	3	Guangdong	Guangzhou	Poly World Trade Center Expo	34128
1372	2018 9th Guangzhou International Care Food Exposition	2018/09/14	3	Guangdong	Guangzhou	China Import & Export Fair Complex	50000
1373	2018 Guangzhou International Biotechnology Expo Biological Fermentation Products and Technical Equipment Exhibition	2018/09/14	3	Guangdong	Guangzhou	China Import & Export Fair Complex	20000
1374	2018 9th China (Guangzhou) International Nature & Organic Food Exhibition	2018/09/14	3	Guangdong	Guangzhou	China Import & Export Fair Complex	30000
1375	Guangzhou International Hydrogen-related Product and Health Product Exhibition	2018/09/14	3	Guangdong	Guangzhou	China Import & Export Fair Complex	20000
1376	Hangzhou International Green Vehicle Industry Expo	2018/09/14	3	Zhejiang	Hangzhou	Peace International Conference & Exhibition Center	20000
1377	2018 China (Wuhan) Periodicals Fair	2018/09/14	3	Hubei	Wuhan	Wuhan International Expo Center	60000
1378	2018 China International New Energy Vehicles and Supporting Procurement Expo	2018/09/14	3	Jiangsu	Nanjing	Nanjing International Exhibition Center	30000
1379	2018 China (Erdos) International Cashmere Wool Conference and Exhibition	2018/09/14	3	Inner Mongolia	Ordos	Ordos Sport Center	20000
1380	China (Ningbo) Sports Industry Expo 2018	2018/09/14	3	Zhejiang	Ningbo	Ningbo International Convention and Exhibition Center	33680
1381	2018 China Ningbo Intelligence Manufacturing Expo	2018/09/14	3	Zhejiang	Ningbo	Ningbo International Convention and Exhibition Center	20000
1382	2018 China, Japan and South Korea Intelligent Equipment Manufacturing and Information Electronic Exhibition	2018/09/14	3	Shandong	Weifang	Weifang Shandong-Taiwan Convention and Exhibition Center	40000
1383	2018 China, Japan and South Korea Modern Agriculture and Food Safety Expo	2018/09/14	3	Shandong	Weifang	Weifang Shandong-Taiwan Convention and Exhibition Center	40000
1384	2018 China, Japan and South Korea Elderly Health and Beauty Industry Expo	2018/09/14	3	Shandong	Weifang	Weifang Shandong-Taiwan Convention and Exhibition Center	40000
1385	2018 2nd China (Binzhou•boxing) International Metal Plate Industry Exhibition	2018/09/14	3	Shandong	Binzhou	Binzhou International Convention and Exhibition Center	20000
1386	2018 China (Jilin) North-East Asia Traditional Chinese Medicine and Health Elderly Industry Expo	2018/09/14	3	Jilin	Changchun	Changchun International Convention and Exhibition Center	30000
1387	2018 4th Ningxia Internet Industry Exposition and Ningxia Ecommerce Development Forum	2018/09/14	3	Ningxia	Yinchuan	Yinchuan International Convention & Exhibition Centre	20000
1388	2018 34th Central Plain Medical Equipments Exhibition	2018/09/14	3	Henan	Zhengzhou	Zhengzhou International Convention and Exhibition Centre	50000
1389	2018 7th Shandong Cultural Industry Expo Fair	2018/09/14	4	Shandong	Ji'nan	Ji'nan International Convention and Exhibition Center	75000
1390	2018 6th Heilongjiang Green Food Industry Expo and Harbin World Agricultural Expo	2018/09/14	5	Heilongjiang	Harbin	Harbin International Convention and Exhibition Center	68000
1391	2018 15th China (North) Household Appliances Kitchen, Bathroom and Lighting Fair	2018/09/15	3	Shandong	Linyi	Linyi South of Shandong International Convention and Exhibition Center	30000
1392	2018 China Anhui Famous• High Quality Agriculture Products & Agriculture industrialization Trade Fair (Hefei)	2018/09/15	3	Anhui	Hefei	Hefei Binhu International Convention and Exhibition Center	23000
1393	2018 11th China International Seed Expo and 16th National Seed Information Exchange and commodity Trading Fair	2018/09/15	3	Anhui	Hefei	Anhui International Convention and Exhibition Centre	30000
1394	China (Datong) International Clean Energy Industry Expo	2018/09/15	3	Shanxi	Datong	Datong Ancient City	26000
1395	2018 14th China (North) Lighting Fair	2018/09/15	3	Shandong	Linyi	Linyi South of Shandong International Convention and Exhibition Center	40000
1396	2018 China (Linyi) Import Commodity Fair	2018/09/15	3	Shandong	Linyi	Linyi South of Shandong International Convention and Exhibition Center	20000
1397	2018 2nd China (Linyi) Logistics Equipment and Transport System Expo	2018/09/15	3	Shandong	Linyi	Linyi International Expo Center	20000
1398	2018 China (Linyi) Sports Goods Fair	2018/09/15	3	Shandong	Linyi	Linyi Commercial Convention and Exhibition Center	30000
1399	2018 2nd China (Changchun) International Children's Education and Supplies Expo	2018/09/15	3	Jilin	Changchun	Changchun International Convention and Exhibition Center	30000
1400	2018 Chongqing National Health Forum & Amp Health Industry Exhibition	2018/09/15	3	Chongqing	Chongqing	Chongqing International Convention and Exhibition Center	20000

S/N	Exhibition Name	Opening Date	Duration (Days)	Province/ Autonomous Region/ Municipality	City	Venue	Area (m ²)
1401	2018 2nd China (Chongqing) International Nutrition and Health Industry Expo	2018/09/15	3	Chongqing	Chongqing	Chongqing International Convention and Exhibition Center	20000
1402	2018 9th China (Linyi) International Trade and Logistics Fair	2018/09/15	3	Shandong	Linyi	Linyi South of Shandong International Convention and Exhibition Center	160000
1403	2018 8th China (Linyi) International Commodities Exposition	2018/09/15	3	Shandong	Linyi	Linyi International Expo Center	40000
1404	2018 China Changchun International Logistics Exhibition and Intelligent Logistics Technology Expo	2018/09/15	3	Jilin	Changchun	Changchun International Convention and Exhibition Center	60000
1405	2018 China International Exhibition on Coffee	2018/09/15	3	Beijing	Beijing	China International Exhibition Center (Sanyuanqiao)	30000
1406	World Internet Things Exposition 2018	2018/09/15	4	Jiangsu	Wuxi	Wuxi Taihu International Expo Center	50000
1407	2018 China (Qingdao) International Fashion Week	2018/09/15	5	Shandong	Qingdao	Olympic Sailing Center Grand Theatre, Textile Valley, Oriental Fashion Center	30000
1408	Qingdao International Design Week	2018/09/15	5	Shandong	Qingdao	Qingdao World Expo City	20000
1409	China (Taizhou) International Medical Expo 2018	2018/09/16	3	Jiangsu	Taizhou	CMC Conference and Exhibition Center	40000
1410	China (Taiyuan) International Energy 2018	2018/09/16	3	Shanxi	Taiyuan	China Taiyuan Coal Transaction Center	36000
1411	2018 China Ceramic Fair Tangshan	2018/09/16	5	Hebei	Tangshan	Tangshan International Conference & Exhibition Center	20000
1412	2018 VIV International China	2018/09/17	3	Jiangsu	Nanjing	Nanjing International Expo Center	40000
1413	2018 3rd Lanzhou Science & Technology Achievements Expo	2018/09/17	3	Gansu	Lanzhou	Gansu International Convention and Exhibition Center	20000
1414	2018 3rd Xinjiang - Asia and Europe Petroleum & Petrochemical Technology and Equipment Exhibition	2018/09/17	3	Xinjiang	Urumqi	Xinjiang International Conference & Exhibition Centre	20000
1415	2018 China (Zhengzhou) International Building Decoration Fair	2018/09/17	3	Henan	Zhengzhou	Zhengzhou International Convention and Exhibition Centre	20000
1416	IE Expo Guangzhou 2018	2018/09/18	3	Guangdong	Guangzhou	China Import & Export Fair Complex	40000
1417	2018 Xiongan New Area Green Building and Building Materials Fair	2018/09/18	3	Hebei	Baoding	Baiyangdian Cultural Square, Xiong'an New District	20000
1418	2018 3rd China Yiwu Logistics Fair	2018/09/18	3	Zhejiang	Yiwu	Yiwu International Expo Centre	30000
1419	2018 17th China Frame and Decorative Painting Exhibition	2018/09/18	3	Zhejiang	Yiwu	Yiwu International Expo Centre	30000
1420	2018 4th Shandong Green and Energy- efficient Building New Technology Products Exposition	2018/09/18	3	Shandong	Tai'an	Taishan International Exhibition Center	28000
1421	China Energy-saving Green Wall Roofing Industry Exposition	2018/09/18	3	Shandong	Qingdao	Qingdao International Expo Center	23000
1422	China Beijing International Conference on Wireless Technology and Applications	2018/09/19	2	Beijing	Beijing	Crowne Plaza Beijing Sun Palace	34992
1423	2018 21th China International Adhesives and Sealants Exhibition	2018/09/19	3	Shanghai	Shanghai	The Shanghai New International Expo Center	20000
1424	2018 China International Graphene Innovation Conference	2018/09/19	3	Shaanxi	Xi'an	Xi'an Greenland Pico International Conference & Exhibition Center	21000
1425	International Logistics Innovation Exhibition (2018 • Guangzhou)	2018/09/19	3	Guangdong	Guangzhou	Poly World Trade Center Expo	20000
1426	2018 12th Shanghai International Packaging Products & Materials EXPO	2018/09/19	3	Shanghai	Shanghai	Shanghai World Expo Exhibition & Convention Center	50000
1427	2018 Shanghai International FIBC EXPO	2018/09/19	3	Shanghai	Shanghai	Shanghai World Expo Exhibition & Convention Center	50000
1428	2018 International CMF Exhibition and World New Materials and Technologies Exhibition	2018/09/19	3	Guangdong	Guangzhou	Poly World Trade Center Expo	100000
1429	Chongqing International Automotive Engineering Expo 2018	2018/09/19	3	Chongqing	Chongqing	Chongqing EXPO Center	20000
1430	2018 China (Dongying) International Petroleum and Petrochemical Equipment & Technology Exhibition	2018/09/19	3	Shandong	Dongying	Dongying Yellow River International Convention and Exhibition Center	40000
1431	2018 17th China International Chemical Industry Fair/2018 (2nd) China International Chemical Packing, Storage and Transportation Exhibition	2018/09/19	3	Shanghai	Shanghai	The Shanghai New International Expo Center	80000
1432	Chongqing International Industrial Assembly & Automation Exhibition	2018/09/19	3	Chongqing	Chongqing	Chongqing EXPO Center	40000
1433	2018 14th Shanghai International LED Exhibition	2018/09/19	3	Shanghai	Shanghai	The Shanghai New International Expo Center	200000
1434	2018 China International Fine Chemical and Special Chemical Fair	2018/09/19	3	Shanghai	Shanghai	The Shanghai New International Expo Center	30000
1435	2018 18th China International Rubber Technology Expo	2018/09/19	3	Shanghai	Shanghai	The Shanghai New International Expo Center	40000
1436	2018 Qingdao Haigao International (Autumn) House Improvement Expo	2018/09/19	3	Shandong	Qingdao	Qingdao World Expo City	30000
1437	2018 2nd China (Zhengzhou) Good Grain and Oil Industry Expo	2018/09/19	3	Henan	Zhengzhou	Zhengzhou International Convention and Exhibition Centre	30000
1438	2018 10th China (Zhengzhou) International Exhibition of kitchen and sanitation electrical appliances and water purification equipment	2018/09/19	3	Henan	Zhengzhou	Zhengzhou International Convention and Exhibition Centre	30000

Appendix 1 Schedule of Trade and Economic Fairs held in Mainland China in 2018 (above 20,000 m²)

S/N	Exhibition Name	Opening Date	Duration (Days)	Province/ Autonomous Region/ Municipality	City	Venue	Area (m ²)
1439	2018 China Automotive Service Supplies and Wearing Parts Exhibition	2018/09/19	3	Henan	Zhengzhou	Zhengzhou International Convention and Exhibition Centre	20000
1440	2018 9th China International Water Technology Show	2018/09/19	3	Beijing	Beijing	China International Exhibition Center (Shunyi)	55000
1441	World Winter Sports (Beijing) Expo 2018	2018/09/19	4	Beijing	Beijing	China National Convention Center	30000
1442	2018 China International Bearing Industry Exhibition	2018/09/19	4	Shanghai	Shanghai	Shanghai World Expo Exhibition & Convention Center	55000
1443	Shanghai International Industry Cooperative Docking Exhibition	2018/09/19	5	Shanghai	Shanghai	National Exhibition and Convention Center (Shanghai)	360000
1444	2018 20th China Int'l Industry Fair	2018/09/19	5	Shanghai	Shanghai	National Exhibition and Convention Center (Shanghai)	280000
1445	China (Shanghai) International Polyurethane Exhibition	2018/09/19	5	Shanghai	Shanghai	National Exhibition and Convention Center (Shanghai)	20000
1446	2018 67th Autumn China National Hardware Fair	2018/09/20	3	Shandong	Linyi	Linyi South of Shandong International Convention and Exhibition Center	30000
1447	2018 National Agricultural Business Interconnected Precision Poverty Alleviation Production and Marketing Matching Conference and Tea Purple Sand Exhibition	2018/09/20	3	Shandong	Weifang	Weifang Shandong-Taiwan Convention and Exhibition Center	40000
1448	China (Changsha) Prefabricated Building and Construction Technology Expo 2018	2018/09/20	3	Hunan	Changsha	Changsha International Convention and Exhibition Center	45000
1449	China Guangzhou International CNC Machine Tool Fair	2018/09/20	3	Guangdong	Guangzhou	China Import & Export Fair Complex	20980
1450	2018 China (Chongqing) International Material Handling, Warehousing and Logistics Automation Technology Exhibition	2018/09/20	3	Chongqing	Chongqing	Chongqing EXPO Center	40000
1451	International Digital Economy Expo 2018	2018/09/20	3	Hebei	Shijiazhuang	Shijiazhuang International Convention and Exhibition Center	50000
1452	2018 China (Changchun) Digital Economy and Smart City Expo	2018/09/20	3	Jilin	Changchun	Changchun Modern Agricultural Park	50000
1453	2018 16th China International Meat Industry Exhibition	2018/09/20	3	Beijing	Beijing	China International Exhibition Center (Sanyuanqiao)	40000
1454	2018 8th China Shanghai International Incense Exhibition	2018/09/20	4	Shanghai	Shanghai	Shanghai Exhibition Center	26000
1455	Global Future Mobility Conference	2018/09/20	4	Zhejiang	Hangzhou	Hangzhou International Expo Center	45500
1456	2018 China (Nanjing) International Mineral and Gem Show	2018/09/20	4	Jiangsu	Nanjing	Nanjing International Exhibition Center	20000
1457	2018 17th Western China International Fair	2018/09/20	5	Sichuan	Chengdu	Western China International Expo City	260000
1458	Shanghai International Beauty Hairdressing & Cosmetics Expo	2018/09/21	3	Shanghai	Shanghai	National Exhibition and Convention Center (Shanghai)	26000
1459	2018 China International Exhibition of Stationery and Office Supplies	2018/09/21	3	Shanghai	Shanghai	The Shanghai New International Expo Center	40000
1460	2018 6th China (Hefei) Engineering Machinery and Rail Transportation Equipment Exhibition	2018/09/21	3	Anhui	Hefei	Anhui International Convention and Exhibition Centre	20000
1461	2018 China New Retail Industry Chain Expo	2018/09/21	3	Shanghai	Shanghai	Shanghai World Expo Exhibition & Convention Center	34000
1462	2018 14th Shenyang (International) Tissue and Hygiene Products Exhibition	2018/09/21	3	Liaoning	Shenyang	Shenyang International Exhibition Center	20000
1463	2018 (Changchun) China International Cross-border E-commerce Trade Expo	2018/09/21	3	Jilin	Changchun	Changchun International Convention and Exhibition Center	25000
1464	Qingdao Century Home Expo	2018/09/21	3	Shandong	Qingdao	Qingdao International Convention and Exhibition Centre	23000
1465	2018 9th China (Harbin) Autumn Tea Industry Expo & Exhibition of Zisha, Ceramics and Tea Sets	2018/09/21	4	Heilongjiang	Harbin	Harbin International Convention and Exhibition Center	20000
1466	2018 16th China International Motorcycle Trade Exhibition	2018/09/21	4	Chongqing	Chongqing	Chongqing EXPO Center	60000
1467	2018 China International General Aviation Expo	2018/09/21	4	Hebei	Shijiazhuang	Luancheng District, Shijiazhuang	20000
1468	2018 Beijing Design Week Eesign Expo	2018/09/21	5	Beijing	Beijing	National Agriculture Exhibition Center	21301
1469	2018 7th China East Coast (Yancheng) International Auto Expo & New Energy and Smart Car Expo	2018/09/21	5	Jiangsu	Yancheng	Yancheng International Convention & Exhibition Centre	40000
1470	2018 21st China Tangshan Ceramic Fair	2018/09/21	18	Hebei	Tangshan	Tangshan International Conference & Exhibition Center	25000
1471	2018 4th China (Xiamen) International Industry Expo for Baby & Child	2018/09/22	3	Fujian	Xiamen	Xiamen International Convention and Exhibition Center	30000
1472	2018 China Huaxia Housing and Furnishing Exposition (Wuxi)	2018/09/22	3	Jiangsu	Wuxi	Wuxi Taihu International Expo Center	30000
1473	China Liling International Ceramic Industry Expo	2018/09/25	8	Hunan	Liling	China Ceramic Valley International Exhibition Center	30000
1474	2018 China (Binzhou) International Aluminium Industrial Exhibition	2018/09/26	3	Shandong	Binzhou	Binzhou International Convention and Exhibition Center	20000

S/N	Exhibition Name	Opening Date	Duration (Days)	Province/ Autonomous Region/ Municipality	City	Venue	Area (m ²)
1475	C-LOCK 2018	2018/09/26	3	Guangdong	Guangzhou	Poly World Trade Center Expo	30000
1476	Guangzhou International Smart Home Exhibition 2018	2018/09/26	3	Guangdong	Guangzhou	Poly World Trade Center Expo	32000
1477	2018 China (Zouqu) Lighting Expo	2018/09/26	3	Jiangsu	Changzhou	Changzhou Lighting City	20000
1478	2018 3rd China International Education Equipment (Shanghai) Expo	2018/09/26	3	Shanghai	Shanghai	Shanghai World Expo Exhibition & Convention Center	40000
1479	2018 China (Guangzhou) International Smart Medical and Wearable Devices Exhibition	2018/09/26	3	Guangdong	Guangzhou	Poly World Trade Center Expo	22000
1480	2018 8th National Surveying and Mapping Geographic Information Technology Equipment Exhibition and National Surveying and Mapping Geographic Information Expo	2018/09/26	3	Zhejiang	Huzhou	Deqing International Convention and Exhibition Center	20000
1481	2018 23rd China Hardware Expo (Yongkang)	2018/09/26	3	Zhejiang	Yongkang	Yongkang International Convention and Exhibition Center	22000
1482	2018 (Qingdao) Health Industry Expo	2018/09/26	3	Shandong	Qingdao	Qingdao International Expo Center	23000
1483	2018 Fastener Trade Show Shanghai	2018/09/26	4	Shanghai	Shanghai	Shanghai New International Expo Center	104500
1484	2018 8th China International Pipe Industry Trade Fair	2018/09/26	4	Shanghai	Shanghai	The Shanghai New International Expo Center	35000
1485	2018 22nd Langfang China Agricultural Products Fair	2018/09/26	4	Hebei	Langfang	Langfang International Convention & Exhibition Center	40000
1486	2018 China International Information and Communication Exhibition	2018/09/26	4	Beijing	Beijing	China National Convention Center	40000
1487	2018 China International Exhibition on Clothing Accessories	2018/09/27	3	Shanghai	Shanghai	National Exhibition and Convention Center (Shanghai)	107200
1488	2018 23rd West China (Chengdu) Medical Equipment Expo	2018/09/27	3	Sichuan	Chengdu	New International Convention & Exposition Center Chengdu Century City	40000
1489	China (Guangzhou) International Robot & Intelligent Manufacturing Exhibition	2018/09/27	3	Guangdong	Guangzhou	China Import & Export Fair Complex	40000
1490	2018 25th China International Advertising Festival	2018/09/27	3	Heilongjiang	Harbin	Harbin International Exhibition Center Stadium	50000
1491	2018 China (Jinan) Food Festival & Exhibition of Meal Diet Material	2018/09/27	3	Shandong	Ji'nan	Ji'nan International Convention and Exhibition Center	20000
1492	China (Nanjing) Unattended Retail & Vending Machines Exhibition 2018	2018/09/27	3	Jiangsu	Nanjing	Nanjing International Expo Center	20000
1493	2018 5th China (Lianyungang) Silk Road International Logistics Expo	2018/09/27	3	Jiangsu	Lianyungang	Lianyungang Industrial Exhibition Center	30000
1494	2018 Ji'nan International CNC Machine Tool Exhibition	2018/09/27	3	Shandong	Ji'nan	Ji'nan International Convention and Exhibition Center	30000
1495	2018 China (Linyi) International Exhibition on Textile Fabric and Yarn	2018/09/27	3	Shandong	Linyi	Linyi South of Shandong International Convention and Exhibition Center	36000
1496	2018 China Construction Machinery & Mining Machinery Fair	2018/09/27	3	Jiangsu	Wuxi	Wuxi Taihu International Expo Center	30000
1497	2018 Xinjiang International Ventilation, Air and Water Purification Equipment Exhibition	2018/09/27	3	Xinjiang	Urumqi	Xinjiang International Conference & Exhibition Centre	25000
1498	2018 China International Trade Fair for Apparel Fabrics and Accessories	2018/09/27	3	Shanghai	Shanghai	National Exhibition and Convention Center (Shanghai)	260000
1499	2018 1st China Rural Industry Exposition	2018/09/27	3	Hunan	Changsha	Hunan International Convention and Exhibition Center	30000
1500	2018 Chongqing International Building Decoration Expo	2018/09/27	3	Chongqing	Chongqing	Chongqing EXPO Center	100000
1501	2018 30th China International Exhibition on Clothing Accessories	2018/09/27	3	Shanghai	Shanghai	The Shanghai New International Expo Center	100000
1502	2018 Western (Chengdu) Traditional Chinese Medicine and Ethnic Medicine Expo	2018/09/27	3	Sichuan	Chengdu	New International Convention & Exposition Center Chengdu Century City	20000
1503	2018 West (Chengdu) Health and Nutrition Expo	2018/09/27	3	Sichuan	Chengdu	New International Convention & Exposition Center Chengdu Century City	30000
1504	2018 International Virtual Reality Innovation Conference	2018/09/27	3	Shandong	Qingdao	Qingdao International Convention and Exhibition Centre	20000
1505	2018 China (Henan) Urban Construction Expo	2018/09/27	3	Henan	Zhengzhou	Zhengzhou International Convention and Exhibition Centre	30000
1506	2018 11th China (Zhengzhou) International High-end Beauty Products and Cosmetics Expo	2018/09/27	3	Henan	Zhengzhou	Zhengzhou International Convention and Exhibition Centre	40000
1507	2018 8th China (Beijing) International Modern Education New Technology Equipment Exhibition	2018/09/27	3	Beijing	Beijing	China International Exhibition Center (Sanyuanqiao)	20000
1508	2018 22nd China International Pet Show	2018/09/27	4	Guangdong	Guangzhou	China Import & Export Fair Complex	115530
1509	2018 Beijing International House Building Materials Intelligent Home Exhibition and International Design Expo	2018/09/27	4	Beijing	Beijing	China International Exhibition Center (Shunyi)	120000

Appendix 1 Schedule of Trade and Economic Fairs held in Mainland China in 2018 (above 20,000 m²)

S/N	Exhibition Name	Opening Date	Duration (Days)	Province/ Autonomous Region/ Municipality	City	Venue	Area (m ²)
1510	2018 Shanghai Pudong International Automotive Exhibition	2018/09/27	7	Shanghai	Shanghai	The Shanghai New International Expo Center	100000
1511	2018 11th Four Northeastern Provinces Inputs Exposition	2018/09/28	2	Jilin	Changchun	Changchun Modern Agricultural Park	26000
1512	IEVE HUNAN 2018	2018/09/28	3	Hunan	Changsha	Changsha International Convention and Exhibition Center	40000
1513	2018 10th China (Hainan) International Marine Industry Exposition	2018/09/28	3	Hainan	Haikou	Hainan International Convention and Exhibition Center	33000
1514	2018 18th China Shanxi (Taiyuan) Architectural Building Materials Building Decoration Fair	2018/09/28	3	Shanxi	Taiyuan	China Taiyuan Coal Transaction Center	90000
1515	2018 Shandong Educational Equipment Expo	2018/09/28	3	Shandong	Linyi	Linyi International Expo Center	35000
1516	2018 16th China International Trade Fair for Grain and Oil products, Equipment and Technology	2018/09/28	3	Hunan	Changsha	Changsha International Convention and Exhibition Center	41000
1517	2018 Taiyuan Sanitary Ware•Ceiling•Rack Hanging Expo	2018/09/28	3	Shanxi	Taiyuan	China Taiyuan Coal Transaction Center	28000
1518	Shanxi Custome Home & Woodworking Machinery Expo In 2018	2018/09/28	3	Shanxi	Taiyuan	China Taiyuan Coal Transaction Center	53000
1519	2018 13th China Tools & Cutting Tools Exhibition	2018/09/28	3	Zhejiang	Taizhou	Wenling Convention Exhibition Center	25000
1520	2018 China International Preschool Education Expo	2018/09/29	2	Beijing	Beijing	China National Convention Center	30000
1521	2018 19th China Hangzhou International Automobile Industry Exhibition -Autumn	2018/09/29	5	Zhejiang	Hangzhou	Hangzhou International Expo Center	170000
1522	2018 18th Guangdong International Auto Exhibition & Trade Fair (Autumn)	2018/09/30	6	Guangdong	Dongguan	GD Modern International Exhibition Center	150000
1523	2018 17th Nanjing International Auto Exhibition and 2018 Jiangsu New Energy Auto Show	2018/09/30	6	Jiangsu	Nanjing	Nanjing International Expo Center	100000
1524	2018 7th Qingdao Auto Show	2018/10/01	2	Shandong	Qingdao	Qingdao Huaxiu International Convention and Exhibition Center	20000
1525	2018 Fireflies Cartoon Carnival Game	2018/10/01	3	Shanghai	Shanghai	The Shanghai New International Expo Center	23000
1526	2018 3rd China (Linyi) Housing Building Decoration Materials (Autumn) Exposition	2018/10/01	3	Shandong	Linyi	Linyi International Expo Center	22000
1527	2018 China Huaxia Housing and Furnishing Exposition	2018/10/01	3	Shanghai	Shanghai	Shanghai World Expo Exhibition & Convention Center	42000
1528	2018 15th National Top 100 County Automobiles Exhibition Kunshan Station and Kunbao Auto Life Exhibition	2018/10/01	3	Jiangsu	Kunshan	Kunshan Convention & Exhibition Center	36000
1529	2018 32nd China (Fuzhou) International Auto Expo	2018/10/01	4	Fujian	Fuzhou	Fuzhou Strait International Convention and Exhibition Center	100000
1530	2018 13th Nanchang International Automobile Exhibition	2018/10/01	4	Jiangxi	Nanchang	Nanchang Greenland International Expo Center	30000
1531	2018 China Suzhou International Auto Trade Fair and New Energy and Smart Car Fair	2018/10/01	5	Jiangsu	Suzhou	Suzhou International Expo Center	100000
1532	2018 China (Wuxi) Autumn Automobile Trade Fair	2018/10/01	5	Jiangsu	Wuxi	Wuxi Taihu International Expo Center	30000
1533	2018 China (Foshan) International Auto Expo (Autumn)	2018/10/01	5	Guangdong	Foshan	Tanzhou International Convention and Exhibition Center	45360
1534	2018 15th Anhui International Automobile Exhibition	2018/10/01	6	Anhui	Hefei	Hefei Binhu International Convention and Exhibition Center	120000
1535	2018 Lanzhou National Day Auto Show	2018/10/01	6	Gansu	Lanzhou	Gansu International Convention and Exhibition Center	80000
1536	2018 10th Shenzhen International Auto Show	2018/10/01	6	Guangdong	Shenzhen	Shenzhen Convention & Exhibition Center	80000
1537	Tianjin International Automobile Show	2018/10/01	6	Tianjin	Tianjin	Tianjin Mei Jiang Convention Center	25000
1538	2018 China International Fashion Fair (Autumn)	2018/10/03	3	Shandong	Qingdao	Qingdao International Expo Center	25000
1539	2018 2nd China (Langfang) Chinese Traditional Culture and Art Festival	2018/10/03	5	Hebei	Langfang	Langfang International Convention & Exhibition Center	26500
1540	2018 Baby Bartha Fair-Beijing Station	2018/10/06	2	Beijing	Beijing	China National Convention Center	20000
1541	2018 30th Central Plains Animal Husbandry Trade Fair and Henan Poultry Trade Fair	2018/10/06	2	Henan	Zhengzhou	Zhengzhou International Convention and Exhibition Centre	60000
1542	2018 19th Zhejiang (Ruian) Machinery & Equipment Exhibition	2018/10/08	3	Zhejiang	Wenzhou	Rui'an Hardware & Electrical City	20000
1543	2018 3rd Beijing Tianjin Hebei China Auto Aftermarket Expo	2018/10/10	2	Hebei	Shijiazhuang	Hebei Huichun Expo Center	30000
1544	China Engineering Machinery High Quality Products Exhibition	2018/10/10	2	Shandong	Qingdao	Qingdao International Expo Center	30000
1545	2018 China Water Expo	2018/10/10	3	Beijing	Beijing	Beijing Exhibition Center	25000
1546	Shenzhen Internatioan Electronics Intelligent Industry Exhibition	2018/10/10	3	Guangdong	Shenzhen	Shenzhen Convention & Exhibition Center	35600
1547	2018 China (Beijing) International Locks & Security Products Exhibition	2018/10/10	3	Shanghai	Shanghai	National Exhibition and Convention Center (Shanghai)	100000

S/N	Exhibition Name	Opening Date	Durationn (Days)	Province/ Autonomous Region/ Municipality	City	Venue	Area (m ²)
1548	2018 13th Central China International Beauty Body & Cosmetics Expo	2018/10/10	3	Hubei	Wuhan	Wuhan International Conference & Exhibition Centre	30000
1549	2018 China International Hardware Show	2018/10/10	3	Shanghai	Shanghai	National Exhibition and Convention Center (Shanghai)	107122
1550	Military and Civilian Integration Science and Technology Innovation Exhibition	2018/10/10	3	Shandong	Qingdao	Qingdao World Expo City	50000
1551	2018 Beijing International Beauty & Cosmetic Expo (Autumn)	2018/10/10	3	Beijing	Beijing	China International Exhibition Center (Sanyuanqiao)	52000
1552	2018 China Beijing International Smart Home & Intelligent Hardware Exhibition	2018/10/10	3	Beijing	Beijing	China International Exhibition Center (Sanyuanqiao)	30000
1553	2018 China (Shanghai) International Musical Instruments Exhibition	2018/10/10	4	Shanghai	Shanghai	The Shanghai New International Expo Center	125000
1554	2018 15th China International Small and Medium Enterprises Fair	2018/10/10	4	Guangdong	Guangzhou	Poly World Trade Center Expo	150000
1555	2018 12th China (Chengdu) Rubber, Plastics and Packaging Industry Exhibition	2018/10/11	3	Sichuan	Chengdu	New International Convention & Exposition Center Chengdu Century City	25000
1556	2018 Lijia International Intelligent Equipment Exhibition	2018/10/11	3	Sichuan	Chengdu	New International Convention & Exposition Center Chengdu Century City	25000
1557	2018 19th China (Chengdu) International Industrial Automation and Robotics Exhibition	2018/10/11	3	Sichuan	Chengdu	New International Convention & Exposition Center Chengdu Century City	34500
1558	2018 China international nondestructive testing and physical and chemical inspection equipment exhibition & Forum	2018/10/11	3	Sichuan	Chengdu	Western China International Expo City	36000
1559	2018 China (Shijiazhuang) International Building Decoration Fair	2018/10/11	3	Hebei	Shijiazhuang	Shijiazhuang International Convention and Exhibition Center	20000
1560	2018 11th China (Jinan) International Information Technology Exhibition	2018/10/11	3	Shandong	Ji'nan	Ji'nan International Convention and Exhibition Center	35000
1561	2018 7th China (Shanghai) MICROBOSS Expo	2018/10/11	3	Shanghai	Shanghai	The Shanghai New International Expo Center	50000
1562	2018 13th China (Shenzhen) International Logistics and Transportation Fair	2018/10/11	3	Guangdong	Shenzhen	Shenzhen Convention & Exhibition Center	65000
1563	2018 21st China (Tianjin) International Ice Cream Industry Exhibition	2018/10/11	3	Tianjin	Tianjin	Tianjin Mei Jiang Convention Center	47710
1564	2018 6th China Hu'nan International Aging Industry Expo	2018/10/11	3	Hunan	Changsha	Changsha Hong Xing International Exhibition Center	24000
1565	Care & Rehabilitation Expo China 2018	2018/10/11	3	Beijing	Beijing	China National Convention Center	20000
1566	Exposition on China Indigenous Brand	2018/10/11	3	Chongqing	Chongqing	Chongqing EXPO Center	66000
1567	2018 17th China International Exposition of Housing & Products and Equipments of Building Industrialization (E1-2)	2018/10/11	3	Beijing	Beijing	China International Exhibition Center (Shunyi)	30000
1568	2018 17th China International Exposition of Housing & Products and Equipments of Building Industrialization (E3-4)	2018/10/11	3	Beijing	Beijing	China International Exhibition Center (Shunyi)	30000
1569	2018 18th China (Taizhou) Plastics Exhibition & Conference	2018/10/11	4	Zhejiang	Taizhou	Taizhou International Convention and Exhibition Center	30000
1570	2018 17th Western China International Tea Industry Expo & Purple-clay Pottery Chinaware, Tea Articles Exhibition	2018/10/11	5	Shaanxi	Xi'an	Xian Qujiang International Conference and Exhibition Centre	50000
1571	2018 17th Tianjin International Jewelry Fair	2018/10/11	5	Tianjin	Tianjin	Tianjin Mei Jiang Convention Center	30000
1572	2018 8th China (Wuxi) International Culture & Art Industries Fair	2018/10/11	5	Jiangsu	Wuxi	Wuxi Taihu International Expo Center	47000
1573	Wuhan Motor Show 2018	2018/10/11	6	Hubei	Wuhan	Wuhan International Expo Center	140000
1574	Nanning Agricultural Machinery and Agricultural Products Exhibition	2018/10/12	2	Guangxi	Nanning	Nannig International Convention and Exhibition Center	30000
1575	2018 China Hangzhou Pet Carnival	2018/10/12	3	Zhejiang	Hangzhou	Yuhang Stadium	20000
1576	2018 7th Haixi (Xiamen) International New Energy Industry Expo & Forum	2018/10/12	3	Fujian	Xiamen	Xiamen International Convention and Exhibition Center	20000
1577	2018 5th Beijing International High Quality Agricultural Products Fair	2018/10/12	3	Beijing	Beijing	National Agriculture Exhibition Center	30000
1578	2018 China East Printing Technology Exposition	2018/10/12	3	Zhejiang	Wenzhou	Longgang Gift City, Wenzhou Strait Exhibition Center	25000
1579	2018 13th China (Wenzhou) Machinery Equipment Exhibition	2018/10/12	3	Zhejiang	Wenzhou	Wenzhou International Expo Center	35000
1580	2018 39th Zhejiang China International Bicycle New Energy Electric-Cycle Exhibition	2018/10/12	3	Zhejiang	Yiwu	Yiwu International Expo Centre	20000
1581	2018 83rd China Automobile Parts Fair	2018/10/12	3	Hunan	Changsha	Changsha International Convention and Exhibition Center	60000
1582	2018 China Beijing International Fisheries Expo	2018/10/12	3	Beijing	Beijing	National Agriculture Exhibition Center	20000
1583	2018 Wenzhou International Fasteners, Spring and Equipment Exhibition	2018/10/12	3	Zhejiang	Wenzhou	Wenzhou International Expo Center	35430

Appendix 1 Schedule of Trade and Economic Fairs held in Mainland China in 2018 (above 20,000 m²)

S/N	Exhibition Name	Opening Date	Duration (Days)	Province/ Autonomous Region/ Municipality	City	Venue	Area (m ²)
1584	Real Estate Fair 2018	2018/10/12	4	Liaoning	Dalian	Dalian World Expo Center	43500
1585	Sporting Goods Expo 2018	2018/10/12	4	Liaoning	Dalian	Dalian World Expo Center	20000
1586	2018 Dalian Auto Fair	2018/10/12	4	Liaoning	Dalian	Dalian Xinghai Conference Exhibition Center	20000
1587	2018 24th Zhengzhou National Commodity Fair	2018/10/12	4	Henan	Zhengzhou	Zhengzhou International Convention and Exhibition Centre	80000
1588	2018 Guangzhou International Import and Export Bearing Industry Fair	2018/10/13	3	Guangdong	Guangzhou	Guangzhou International Sourcing Center	60000
1589	2018 Guangzhou International Import and Export Bearing Industry Fair	2018/10/13	3	Guangdong	Guangzhou	Guangzhou International Sourcing Center	60000
1590	China (Wuhan) International Seafood & Fisheries Expo 2018	2018/10/13	3	Hubei	Wuhan	China Culture Expo Center	30000
1591	2018 11th China (Weihai) Fishing Gear Manufacturing Center Expo	2018/10/13	3	Shandong	Weihai	Weihai International Convention and Exhibition Center	36196
1592	2018 5th China (Changchun) E-Commerce Expo	2018/10/13	3	Jilin	Changchun	Changchun International Convention and Exhibition Center	50000
1593	2018 5th Guangzhou International Robot and Industrial Automation Expo	2018/10/13	3	Guangdong	Guangzhou	Guangzhou International Sourcing Center	55000
1594	2018 China (Shanxi) Green Building and Assembly Exhibition Shanxi Building Decoration and Custom Furniture Exhibition	2018/10/13	3	Shanxi	Taiyuan	Shanxi Exhibition Hall	25000
1595	Shanghai International Trade Fair for Fibers and Yarns	2018/10/15	3	Shanghai	Shanghai	National Exhibition and Convention Center (Shanghai)	26000
1596	Guangzhou (Autumn) Bicycle Electric Vehicle Exhibition	2018/10/15	3	Guangdong	Guangzhou	China Import & Export Fair Complex	70000
1597	2018 3th Guangzhou International Electric Logistics Vehicles Exhibition	2018/10/15	3	Guangdong	Guangzhou	Guangzhou International Sourcing Center	50000
1598	2018 Guangzhou International Smart Electric Self-Balancing Scooters Expo	2018/10/15	3	Guangdong	Guangzhou	Guangzhou International Sourcing Center	25000
1599	2018 3rd Guangzhou International Fresh Logistics and Cold-Chain Exhibition	2018/10/15	3	Guangdong	Guangzhou	Guangzhou International Sourcing Center	40000
1600	2018 3rd Guangzhou International Express Industry Expo	2018/10/15	3	Guangdong	Guangzhou	Guangzhou International Sourcing Center	45000
1601	Hangzhou Occupational Safety & Health Exhibition	2018/10/15	3	Zhejiang	Hangzhou	Hangzhou International Expo Center	20000
1602	2018 China International Auto Products Expo	2018/10/15	3	Shanghai	Shanghai	National Exhibition and Convention Center (Shanghai)	250000
1603	2018 17th International Exhibition on Electric Power Equipment and Technology	2018/10/15	3	Beijing	Beijing	China International Exhibition Center (Sanyuanqiao)	46000
1604	ITMA ASIA + CITME 2018	2018/10/15	5	Shanghai	Shanghai	National Exhibition and Convention Center (Shanghai)	170000
1605	2018 124th China Import and Export Fair (Phase I)	2018/10/15	5	Guangdong	Guangzhou	China Import & Export Fair Complex	390000
1606	2018 ChinaFit Convention (Autumn)	2018/10/16	2	Beijing	Beijing	China National Convention Center	35000
1607	2018 5th China (Zhengzhou) International Water Equipment and Technology Exhibition	2018/10/16	3	Henan	Zhengzhou	Central China International Expo Center	20000
1608	2018 International Building Energy Saving and New Building Materials Exhibition	2018/10/16	3	Hebei	Baoding	Xiongxin Packaging Machinery Hall	30000
1609	2018 4th China (Linyi) International New & Decoration Materials Exhibition	2018/10/16	3	Shandong	Linyi	Linyi South of Shandong International Convention and Exhibition Center	22000
1610	2018 3rd China (Linyi) Building Ceramics Expo	2018/10/16	3	Shandong	Linyi	Linyi South of Shandong International Convention and Exhibition Center	20000
1611	Zhengzhou International HVAC Boiler and Ventilation Equipment Exhibition	2018/10/16	3	Henan	Zhengzhou	Central China International Expo Center	25000
1612	AgroChemEx 2018	2018/10/16	3	Shanghai	Shanghai	Shanghai World Expo Exhibition & Convention Center	42000
1613	2018 17th China Toy Expo	2018/10/16	3	Shanghai	Shanghai	The Shanghai New International Expo Center	220000
1614	2018 4th China Zhengzhou Biomass Exhibition	2018/10/16	3	Henan	Zhengzhou	Central China International Expo Center	33000
1615	China International Innovation Logistics and Transportation Network 2018	2018/10/17	3	Chongqing	Chongqing	Chongqing EXPO Center	30000
1616	2018 China International Pharmaceutical Industry Exhibition	2018/10/17	3	Jiangsu	Nanjing	Nanjing International Exhibition Center	80000
1617	China Wind Power 2018	2018/10/17	3	Beijing	Beijing	China International Exhibition Center (Shunyi)	60000
1618	2018 PV Conference and Exhibition of China	2018/10/17	3	Beijing	Beijing	China International Exhibition Center (Shunyi)	20000
1619	2018 14th China (Foshan) Machinery Expo	2018/10/17	4	Guangdong	Foshan	Sunlink International Machinery Exhibition Center	25000
1620	2018 Qingdao Autumn Food Festival and Food Expo	2018/10/17	5	Shandong	Qingdao	Qingdao Huaxiu International Convention and Exhibition Center	20000
1621	2018 Shandong Jimo International Automotive Carnival	2018/10/17	6	Shandong	Qingdao	Qingdao International Expo Center	100000

S/N	Exhibition Name	Opening Date	Duration (Days)	Province/ Autonomous Region/ Municipality	City	Venue	Area (m ²)
1622	2018 5th International Trade Fair for Energy Conservation and Environmental Protection	2018/10/18	3	Sichuan	Chengdu	New International Convention & Exposition Center Chengdu Century City	25000
1623	2018 20th China (Tianjin) International Conference on Mining	2018/10/18	3	Tianjin	Tianjin	Tianjin Mei Jiang Convention Center	47710
1624	2018 China Flashlight Lighting, Small home appliances, Kitchen ware and Cup pot Expo	2018/10/18	3	Guangdong	Jiangmen	Guangdong Zhuxi International Convention & Exhibition Center	20000
1625	iPrint 3D Expo 2018	2018/10/18	3	Guangdong	Zhuhai	Zhuhai International Convention & Exhibition Center	100000
1626	2018 China Yongkang International Industry Expo	2018/10/18	3	Zhejiang	Yongkang	Yongkang International Convention and Exhibition Center	20000
1627	2018 Autumn China (Qingdao) International Hairdressing, Bodybuilding & Cosmetic Products Expo	2018/10/18	3	Shandong	Qingdao	Qingdao International Convention and Exhibition Centre	30000
1628	2018 China International Energy Saving and New Energy Automobile Exhibition	2018/10/18	4	Beijing	Beijing	China National Convention Center	35000
1629	2018 32nd China (Foshan) International Ceramic & Bathroom Fair	2018/10/18	4	Guangdong	Foshan	China Ceramic City, China Ceramics Industry Headquarter, Foshan International Convention and Exhibition Center	395000
1630	2018 Autumn Benefiting Automobile Exhibition	2018/10/18	4	Liaoning	Jinzhou	Jinzhou International Convention and Exhibition Center	45000
1631	2018 22nd Ningbo International Fashion Exposition	2018/10/18	4	Zhejiang	Ningbo	Ningbo International Convention and Exhibition Center	40000
1632	SIBEX Shenzhen Boat Show 2018	2018/10/18	4	Guangdong	Shenzhen	Seven Star Yacht Club	33000
1633	2018 2nd Changsha International Pet Aquatic Products Exhibition	2018/10/18	4	Hunan	Changsha	Changsha Hong Xing International Exhibition Center	20000
1634	2018 China Xiamen International Buddhist Items & Crafts Fair (Autumn)	2018/10/18	5	Fujian	Xiamen	Xiamen International Convention and Exhibition Center	110000
1635	2018 Xiamen International Tea Industry Fair (Autumn Edition)	2018/10/18	5	Fujian	Xiamen	Xiamen International Convention and Exhibition Center	63000
1636	2018 Shijiazhuang International Auto Show	2018/10/18	5	Hebei	Shijiazhuang	Shijiazhuang International Convention and Exhibition Center	50000
1637	2018 China (Shanghai) Kids Fun Expo	2018/10/19	2	Shanghai	Shanghai	The Shanghai New International Expo Center	28600
1638	2018 China International Forestry Machinery Expo	2018/10/19	3	Anhui	Hefei	Hefei Binhu International Convention and Exhibition Center	30000
1639	2018 3rd Hainan New Energy & Electric Vehicles Exhibition	2018/10/19	3	Hainan	Haikou	Hainan International Convention and Exhibition Center	30000
1640	2018 7th Western China Multi-national Sourcing Fair	2018/10/19	3	Shaanxi	Xi'an	Xian Qujiang International Conference and Exhibition Centre	38000
1641	2018 China (Weifang) International Equipment Industrial Expo	2018/10/19	3	Shandong	Weifang	Weifang Shandong-Taiwan Convention and Exhibition Center	20000
1642	2018 1st China Hospital Internet of Things Conference & China International Hospital Internet of Things Products Exhibition	2018/10/19	3	Jiangsu	Wuxi	Wuxi Taihu International Expo Center	40000
1643	2018 China (Taizhou) Motor & Water Pump Fair	2018/10/19	3	Zhejiang	Taizhou	Taizhou International Convention and Exhibition Center	30000
1644	2018 7th Leman China Swine Conference	2018/10/19	3	Henan	Zhengzhou	Zhengzhou International Convention and Exhibition Centre	40000
1645	2018 4th Weihai International Commodity Trade Fair	2018/10/19	4	Shandong	Weihai	Weihai International Convention and Exhibition Center	30000
1646	Tea Expo 2018	2018/10/19	4	Shandong	Qingdao	Qingdao International Convention and Exhibition Centre	30000
1647	2018 20th Westlake International Expo Hangzhou	2018/10/20	3	Zhejiang	Hangzhou	Hangzhou International Expo Center	53000
1648	2018 7th Beijing International Tourism Commodities Fair	2018/10/20	3	Beijing	Beijing	China International Exhibition Center (Sanyuanqiao)	31000
1649	2018 26th China (Shenzhen) International Gift and Home Product Fair	2018/10/20	4	Guangdong	Shenzhen	Shenzhen Convention & Exhibition Center	115000
1650	2018 5th Changchun Rail Transit Expo	2018/10/21	2	Jilin	Changchun	Changchun International Convention and Exhibition Center	20000
1651	2018 24th Shandong Plant Protection Information Exchange & Pesticide and Sprayer Facilities Fair	2018/10/21	2	Shandong	Ji'nan	Ji'nan International Convention and Exhibition Center	60000
1652	2018 3rd Haisi (Xiamen) International Green Energy-Saving Environmental Protection Industry Expo	2018/10/21	3	Fujian	Xiamen	Xiamen International Convention and Exhibition Center	20000
1653	International Fastener Show China 2018	2018/10/21	3	Shanghai	Shanghai	Shanghai World Expo Exhibition & Convention Center	34000

Appendix 1 Schedule of Trade and Economic Fairs held in Mainland China in 2018 (above 20,000 m²)

S/N	Exhibition Name	Opening Date	Duration (Days)	Province/ Autonomous Region/ Municipality	City	Venue	Area (m ²)
1654	2018 China Yiwu Auto and Motorcycle Parts Exhibition	2018/10/21	3	Zhejiang	Yiwu	Yiwu International Expo Centre	20000
1655	2018 China (Shanghai) Attractions Expo	2018/10/21	3	Shanghai	Shanghai	Shanghai World Expo Exhibition & Convention Center	25000
1656	2018 24th China Yiwu International Commodities Fair	2018/10/21	5	Zhejiang	Yiwu	Yiwu International Expo Centre	150000
1657	2018 38th Guangzhou (Jinhan) Fair for Home & Gifts	2018/10/21	7	Guangdong	Guangzhou	Poly World Trade Center Expo	85000
1658	2018 45th Guangzhou Woven Goods, Gifts and home Accessories Exhibition	2018/10/21	7	Guangdong	Guangzhou	Nan Fung International Convention & Exhibition Center	25000
1659	2018 International Conference on New Technology for Ecology and Environment	2018/10/22	2	Jiangsu	Nanjing	Nanjing International Expo Center	20000
1660	2018 18th China Anping International Wire Mesh Expo	2018/10/22	3	Hebei	Hengshui	Anping Convention and Exhibition Center	20000
1661	China International Hardware Show 2018	2018/10/22	3	Shanghai	Shanghai	National Exhibition and Convention Center (Shanghai)	150000
1662	2018 12th China Taihu International Printing and Packaging and Equipment Exhibition	2018/10/22	4	Jiangsu	Wuxi	Wuxi Taihu International Expo Center	20000
1663	2018 33rd Wuxi Taihu International Machine Tool and Intelligent Industry Technology Innovation Exhibition	2018/10/22	4	Jiangsu	Wuxi	Wuxi Taihu International Expo Center	62400
1664	2018 Haerbin International Dental Equipment Exhibition	2018/10/22	5	Heilongjiang	Harbin	Harbin International Convention and Exhibition Center	22000
1665	2018 22nd Lighting Fair	2018/10/22	5	Guangdong	Zhongshan	Guzhen Convention and Exhibition Center	1500000
1666	Wuhan Sport Industries Expo	2018/10/23	3	Hubei	Wuhan	Wuhan International Conference & Exhibition Centre	20000
1667	Oi China 2018	2018/10/23	3	Shandong	Qingdao	Qingdao World Expo City	30000
1668	China Brew China Beverage 2018	2018/10/23	4	Shanghai	Shanghai	The Shanghai New International Expo Center	100000
1669	2018 China Tianjin International Beauty & Hair Cosmetics Expo (Spring)	2018/10/23	4	Tianjin	Tianjin	Tianjin Mei Jiang Convention Center	40000
1670	2018 14th China International Exhibition on Public Safety and Security	2018/10/23	4	Beijing	Beijing	China International Exhibition Center (Shunyi)	100000
1671	2018 124th China Import and Export Fair (Phase II)	2018/10/23	5	Guangdong	Guangzhou	China Import & Export Fair Complex	390000
1672	Shiptec China 2018	2018/10/24	3	Liaoning	Dalian	Dalian World Expo Center	28000
1673	CHInano 2018 Conference & Expo	2018/10/24	3	Jiangsu	Suzhou	Suzhou International Expo Center	20000
1674	Shanghai International City and Architecture Expo 2018	2018/10/24	3	Shanghai	Shanghai	National Exhibition and Convention Center (Shanghai)	100000
1675	2018 29th China International Measurement Control, Instrument & Meter Exhibition	2018/10/24	4	Beijing	Beijing	China National Convention Center	30000
1676	2018 China (Guangdong) Internet+Powered by CEBIT	2018/10/24	4	Guangdong	Foshan	Tanzhou International Convention and Exhibition Center	50000
1677	All in Print China 2018	2018/10/24	5	Shanghai	Shanghai	The Shanghai New International Expo Center	120000
1678	CVPE Expo China 2018	2018/10/25	3	Jiangsu	Kunshan	Kunshan Convention & Exhibition Center	24000
1679	New Energy Vehicle Expo Asia 2018	2018/10/25	3	Shanghai	Shanghai	National Exhibition and Convention Center (Shanghai)	120000
1680	Chengdu Beauty Expo 2018	2018/10/25	3	Sichuan	Chengdu	New International Convention & Exposition Center Chengdu Century City	80000
1681	2018 6th Luoyang Industry Exposition	2018/10/25	3	Henan	Luoyang	Luoyang Convention and Exhibition Center	20000
1682	2018 99th China Food & Drinks Fair	2018/10/25	3	Hunan	Changsha	Changsha International Convention and Exhibition Center	100000
1683	2018 Guangdong 21st Century Maritime Silk Road International Expo	2018/10/25	4	Guangdong	Dongguan	GD Modern International Exhibition Center	70000
1684	2018 1st Hainan International Incense Industry Fair	2018/10/25	4	Hainan	Haikou	Hainan International Convention and Exhibition Center	20000
1685	2018 8th Guiyang Auto Culture Festival	2018/10/25	4	Guizhou	Guiyang	Guiyang International Convention and Exhibition Center	90000
1686	2018 18th China (Changan) International Machineryhardware&Mould Industry Exhibition	2018/10/25	4	Guangdong	Dongguan	Guan Lian Changrong Hardware Mold City	200000
1687	2018 13th China Beijing International Cultural & Creative Industry Expo	2018/10/25	4	Beijing	Beijing	China International Exhibition Center (Sanyuanqiao)	55000
1688	2018 China (Hefei) Electrical and Mechanical Products Fair	2018/10/26	3	Anhui	Hefei	Hefei Binhu International Convention and Exhibition Center	30000
1689	2018 China (Hefei) International Machine Tools and Mould Fair	2018/10/26	3	Anhui	Hefei	Binhu International Convention and Exhibition Center	30000
1690	2018 China International Agricul tural Machinery Fair	2018/10/26	3	Hubei	Wuhan	Wuhan International Expo Center	220000
1691	2018 16th Shanxi Real Estate Fair and 2018 China (Shanxi) HVAC Exhibition	2018/10/26	3	Shanxi	Taiyuan	China Taiyuan Coal Transaction Center	30000

S/N	Exhibition Name	Opening Date	Duration (Days)	Province/ Autonomous Region/ Municipality	City	Venue	Area (m ²)
1692	2018 China (Shanxi) Modern Architecture and Traditional Architecture Exposition	2018/10/26	3	Shanxi	Taiyuan	China Taiyuan Coal Transaction Center	30000
1693	2018 36th China Jiangsu International New Energy Electric Vehicle and Parts Fair	2018/10/26	3	Jiangsu	Nanjing	Nanjing International Expo Center	150000
1694	2018 8th Shanxi Energy Conservation and Environmental Protection, Low Carbon Development Exposition 2018 3rd China (Taiyuan) International Environmental Protection Exhibition	2018/10/26	3	Shanxi	Taiyuan	Shanxi Exhibition Center	20000
1695	2018 China Xiamen Mother, Baby and Child Industry and Children Nutrition, Health Products Fair	2018/10/26	3	Fujian	Xiamen	Xiamen International Convention and Exhibition Center	36000
1696	2018 14th Zhejiang (Wenzhou) Light Industrial Products and 2018 International Fashion Consumption Exposition	2018/10/26	3	Zhejiang	Wenzhou	Wenzhou International Expo Center	20000
1697	2018 5th China Xian Bakery Exhibition	2018/10/26	3	Shaanxi	Xi'an	Xian Qujiang International Conference and Exhibition Centre	24000
1698	2018 97th China Occupational Safety & Health Goods Expo/Changsha Safety & Health Exposition	2018/10/26	3	Hunan	Changsha	Hunan International Convention and Exhibition Center	30000
1699	2018 19th Chinese Food Festival	2018/10/26	3	Jiangsu	Wuxi	Wuxi Taihu International Expo Center	43400
1700	2018 9th China (Shanghai) International Fluid Machinery Exhibition	2018/10/26	3	Shanghai	Shanghai	Shanghai World Expo Exhibition & Convention Center	25000
1701	2018 China (Linyi) International Tourism Commodities Fair	2018/10/26	3	Shandong	Linyi	Linyi South of Shandong International Convention and Exhibition Center	20000
1702	2018 13th China (Boxing) International Kitchen Exposition	2018/10/26	3	Shandong	Boxing	China Chudu International Convention and Exhibition Centre	300000
1703	2018 113th China Huaxia Housing and Furnishing Exposition (Qingdao)	2018/10/26	3	Shandong	Qingdao	Qingdao International Convention and Exhibition Centre	23000
1704	2018 8th (Heze) Tea, Purple sand, Calligraphy and Painting Fair and 8th Tea Culture Festival	2018/10/26	4	Shandong	Heze	Heze International Convention and Exhibition Center	30000
1705	2018 6th China Tea Expo	2018/10/26	4	Shandong	Ji'nan	Jinan International Convention and Exhibition Center	30000
1706	2018 8th China (Chongqing) Auto Show	2018/10/26	4	Chongqing	Chongqing	Chongqing International Convention and Exhibition Center	20000
1707	2018 12th China (Hefei) International Culture Exposition	2018/10/26	4	Anhui	Hefei	Hefei Binhu International Convention and Exhibition Center	100000
1708	2018 Hefei International Musical Instrument Industry Exhibition	2018/10/26	4	Anhui	Hefei	Hefei Binhu International Convention and Exhibition Center	20000
1709	YME China Machine Tool for Jade Ring Exhibition	2018/10/26	4	Zhejiang	Taizhou	Yuhuan New City Research Center	31082
1710	2018 Jilin New Technology, Innovation and Entrepreneurship for Farmers Exposition	2018/10/27	2	Jilin	Changchun	Changchun International Convention and Exhibition Center	30000
1711	2018 22nd China (Hangzhou) Machinery Equipment Exhibition	2018/10/27	3	Zhejiang	Hangzhou	Hangzhou Xiaoshan New Century Convention and Exhibition Center	30000
1712	2018 4th China (Linyi) Door Industry Exhibition and 2nd Sliding Door and Aluminum Profiles Fair	2018/10/27	3	Shandong	Linyi	Linyi South of Shandong International Convention and Exhibition Center	50000
1713	China (Xiamen) International Intelligent Decoration Exposition and Home Furnishing Exhibition	2018/10/27	3	Fujian	Xiamen	Xiamen International Convention and Exhibition Center	120000
1714	Xian Western Household Appliances and Water Treatment and Purification Exhibition	2018/10/27	3	Shaanxi	Xi'an	Xian Qujiang International Conference and Exhibition Centre	20000
1715	2018 Zhengzhou International Water Saving Irrigation Exhibition	2018/10/28	3	Henan	Zhengzhou	Central China International Expo Center	20000
1716	2018 China Changzhou International Equipment Manufacturing Exposition	2018/10/28	3	Jiangsu	Changzhou	Changzhou International Convention and Exhibition Centre	30000
1717	2018 China Cold Chain Logistics Exhibition	2018/10/28	3	Shanghai	Shanghai	Shanghai Mart Exhibition Center	26000
1718	2018 7th China (Linhai) Outdoor Furniture and Leisure Products Exhibition	2018/10/28	4	Zhejiang	Linhai	Linhai Sports Center	35000
1719	2018 Bihai (China) Spring Fishing Industry Expo	2018/10/29	3	Tianjin	Tianjin	Tianjin Mei Jiang Convention Center	138000
1720	2018 21st China International Gas, Heating Treatment Technology and Equipment Exhibition	2018/10/29	3	Zhejiang	Hangzhou	Hangzhou International Expo Center	21000
1721	2018 80th China International Medical Equipment Fair	2018/10/29	4	Guangdong	Shenzhen	Shenzhen Convention & Exhibition Center	130000
1722	2018 Liaoning Plant Protection (Agricultural Materials) Fair	2018/10/30	2	Liaoning	Shenyang	Shenyang New World Expo	24000
1723	2018 China (Shenzhen) International Financial Fair	2018/10/30	4	Guangdong	Shenzhen	Shenzhen Convention & Exhibition Center	20000
1724	2018 33rd Shandong Animal Husbandry Fair	2018/10/31	2	Shandong	Ji'nan	Ji'nan International Convention and Exhibition Center	36000
1725	2018 92nd China Electronics Fair (Shanghai)	2018/10/31	3	Shanghai	Shanghai	The Shanghai New International Expo Center	60000
1726	2018 Analytica China	2018/10/31	3	Shanghai	Shanghai	The Shanghai New International Expo Center	35000

Appendix 1 Schedule of Trade and Economic Fairs held in Mainland China in 2018 (above 20,000 m²)

S/N	Exhibition Name	Opening Date	Duration (Days)	Province/ Autonomous Region/ Municipality	City	Venue	Area (m ²)
1727	2018 Information Security Technology Conference & Exposition	2018/10/31	3	Shandong	Qingdao	Qingdao International Expo Center	70000
1728	2018 22nd China International Exhibition & Symposium on Dental Equipment, Technology and Products	2018/10/31	4	Shanghai	Shanghai	Shanghai World Expo Exhibition & Convention Center	20000
1729	2018 Fenestration BAU China	2018/10/31	4	Beijing	Beijing	China International Exhibition Center (Shunyi)	106800
1730	2018 124th China Import and Export Fair (Phase III)	2018/10/31	5	Guangdong	Guangzhou	China Import & Export Fair Complex	390000
1731	2018 11th Fuhua Temple Fair and Food Exposition	2018/10/31	15	Shandong	Weifang	Fuwah International Exhibition Center	30000
1732	2018 China Automobile Circulation Industry Exhibition	2018/11/01	3	Hainan	Haikou	Hainan International Convention and Exhibition Center	50000
1733	Shanghai International Sheet Metal, Chassis, Cabinets Equipment Exhibition	2018/11/01	3	Shanghai	Shanghai	The Shanghai New International Expo Center	40000
1734	2018 China Bakery Machines and Equipment Autumn Fair/ 2018 China Home Baking Supplies Fair	2018/11/01	3	Shanghai	Shanghai	The Shanghai New International Expo Center	34500
1735	2018 China (Shanghai) International Brushes & Brush Making Industry Exhibition	2018/11/01	3	Shanghai	Shanghai	The Shanghai New International Expo Center	30000
1736	2018 20th China Retail Expo	2018/11/01	3	Yunnan	Kunming	Kunming Dianchi International Convention and Exhibition Center	100000
1737	2018 12th Shanghai International Metal Packaging Containers and Materials Exhibition	2018/11/01	3	Shanghai	Shanghai	The Shanghai New International Expo Center	30000
1738	2018 Jiangsu International Aging Services Exposition and Summit Forum	2018/11/01	3	Jiangsu	Nanjing	Nanjing International Expo Center	36000
1739	2018 Shanghai International Comprehensive Health Trade Fair	2018/11/01	3	Shanghai	Shanghai	The Shanghai New International Expo Center	50000
1740	2018 12th Shanghai International Sheet Metal and Fabricating Machinery Exhibition	2018/11/01	3	Shanghai	Shanghai	The Shanghai New International Expo Center	36000
1741	2018 20th International Metallurgy Industry Expo	2018/11/01	3	Shanghai	Shanghai	The Shanghai New International Expo Center	45000
1742	2018 China (Shanghai) International Light Metal Exhibition	2018/11/01	3	Shanghai	Shanghai	The Shanghai New International Expo Center	50000
1743	2018 12th Shanghai International Sheet Structure Exhibition	2018/11/01	3	Shanghai	Shanghai	The Shanghai New International Expo Center	36000
1744	2018 14th Shanghai International Intelligent Equipment and Automation Exhibition	2018/11/01	3	Shanghai	Shanghai	The Shanghai New International Expo Center	40000
1745	2018 6th China (Shanghai) International Industrial Ceramics Exposition	2018/11/01	3	Shanghai	Shanghai	The Shanghai New International Expo Center	100000
1746	China (Taizhou) International Sewing Equipment Fair 2018	2018/11/01	3	Zhejiang	Taizhou	Taizhou International Convention and Exhibition Center	30000
1747	2018 Autumn National Auto Parts Fair	2018/11/01	3	Sichuan	Chengdu	New International Convention & Exposition Center Chengdu Century City	65000
1748	Shanghai International Rust-Resisting Materials and Anti-Fingerprint Coating Exhibition	2018/11/01	3	Shanghai	Shanghai	INTEX Shanghai	20000
1749	Shanghai International Surface Treatment Electroplating Coating Exhibition	2018/11/01	3	Shanghai	Shanghai	The Shanghai New International Expo Center	30000
1750	2018 China-LAC Trade Exhibition	2018/11/01	3	Guangdong	Zhuhai	Zhuhai International Convention & Exhibition Center	20000
1751	Shanghai International NDT Technology and Application Exhibition	2018/11/01	3	Shanghai	Shanghai	The Shanghai New International Expo Center	20000
1752	2018 Beijing International Finance Exposition and Listed Company (China) Investment Exposition	2018/11/01	4	Beijing	Beijing	Beijing Exhibition Center	23000
1753	Huizhou International Cloud Exposition and LOT Exhibition	2018/11/01	4	Guangdong	Huizhou	Huizhou International Convention and Exhibition Center	20000
1754	2018 China Yiwu International Forest Products Fair	2018/11/01	4	Zhejiang	Yiwu	Yiwu International Expo Centre	85000
1755	2018 16th China International Agricultural Trade Fair	2018/11/01	5	Hunan	Changsha	Changsha International Convention and Exhibition Center	128000
1756	2018 11th Zhengzhou International Automobile Exhibition and 3rd New Energy Smart Auto Exhibition	2018/11/01	5	Henan	Zhengzhou	Zhengzhou International Convention and Exhibition Centre	80000
1757	2018 16th National Vocational Education Modern Technology and Equipment Exhibition	2018/11/02	2	Fujian	Fuzhou	Fuzhou Strait International Convention and Exhibition Center	30000
1758	Chengdu International Early Childhood Education Industry Exhibition	2018/11/02	3	Sichuan	Chengdu	Western China International Expo City	24000
1759	2018 2nd China Xiaogan International Elderly Health Industry and Rehabilitation Assistant Devices Exhibition	2018/11/02	3	Hubei	Xiaogan	Xiaogan East Station Square	20000
1760	Nanjing Environmental Sanitation and Clean Technology and Equipment Exhibition	2018/11/02	3	Jiangsu	Nanjing	Nanjing International Exhibition Center	30000
1761	2018 Beijing Huaxia Housing and Furnishing Exposition	2018/11/02	3	Beijing	Beijing	China International Exhibition Center (Sanyuanqiao)	30000
1762	2018 6th China (Beijing) International Pet Aquatic Products Exhibition	2018/11/02	3	Beijing	Beijing	China International Exhibition Center (Sanyuanqiao)	25000

S/N	Exhibition Name	Opening Date	Duration (Days)	Province/ Autonomous Region/ Municipality	City	Venue	Area (m ²)
1763	Cross-strait (Xiamen) Cultural Industries Fair	2018/11/02	4	Fujian	Xiamen	Xiamen International Convention and Exhibition Center	73000
1764	2018 China Wuhan Spring Tea Industry Fair and Purple Sands, Ceramics, Tea Set, RedWood, Painting and Calligraphy, Artware Exhibition	2018/11/02	4	Hubei	Wuhan	Wuhan International Conference & Exhibition Centre	20017
1765	2018 Guangzhou International Optics Fair	2018/11/03	3	Guangdong	Guangzhou	Poly World Trade Center Expo	22000
1766	2018 China (Ningbo) International Wire and Cable Equipment Exhibition	2018/11/03	3	Zhejiang	Ningbo	Ningbo International Convention and Exhibition Center	20000
1767	China (Beijing) Tea Exposition	2018/11/03	4	Beijing	Beijing	China National Convention Center	30000
1768	2018 28th Xi'an International Beauty Hairdressing & Cosmetics Expo	2018/11/04	3	Shaanxi	Xi'an	Xian Quijiang International Conference and Exhibition Centre	180000
1769	2018 China (Jiaxing) Fastener Industry Exposition	2018/11/05	2	Zhejiang	Jiaxing	Jiaxing International Convention and Exhibition Center	25000
1770	2018 56th China National Pharmaceutical Machinery Exposition and China International Pharmaceutical Exposition	2018/11/05	3	Hubei	Wuhan	Wuhan International Expo Center	150000
1771	2018 36th China (Jinan) International Beauty Salon Cosmetics Industry Expo	2018/11/05	3	Shandong	Ji'nan	Ji'nan International Convention and Exhibition Center	40000
1772	2018 6th Shenzhen International Maternity Baby Children Products Exhibition	2018/11/05	3	Guangdong	Shenzhen	Shenzhen Convention & Exhibition Center	30000
1773	2018 Shenzhen International Film and Tape Exhibition	2018/11/05	3	Guangdong	Shenzhen	Shenzhen Convention & Exhibition Center	22500
1774	Shenzhen International Microboss Exposition	2018/11/05	3	Guangdong	Shenzhen	Shenzhen Convention & Exhibition Center	20000
1775	2018 8th Shenzhen Natural Products Exposition	2018/11/05	3	Guangdong	Shenzhen	Shenzhen Convention & Exhibition Center	20000
1776	2018 12th China (Shenzhen) International Financial Fair	2018/11/05	3	Guangdong	Shenzhen	Shenzhen Convention & Exhibition Center	30000
1777	2018 25th Yangling International Agri-Center and World Ag Expo	2018/11/05	5	Shaanxi	Yangling	Shaanxi Yangling Demonstration Zone International Pavilion	188000
1778	2018 China International Import Exposition	2018/11/05	6	Shanghai	Shanghai	National Exhibition and Convention Center (Shanghai)	300000
1779	2018 24th Harbin Seed Exposition and International New Type Fertilizers, Crop Protection Exposition	2018/11/06	3	Heilongjiang	Harbin	Harbin International Convention and Exhibition Center	70000
1780	2018 24th China (Linyi) Industrial Equipment Exposition	2018/11/06	3	Shandong	Linyi	Linyi South of Shandong International Convention and Exhibition Center	20000
1781	2018 China International Hydraulic Pressure Exhibition	2018/11/06	4	Shanghai	Shanghai	The Shanghai New International Expo Center	20000
1782	PTC ASIA 2018	2018/11/06	4	Shanghai	Shanghai	The Shanghai New International Expo Center	100000
1783	2018 12th China International Aviation and Aerospace Exhibition	2018/11/06	6	Guangdong	Zhuhai	China International Aviation and Aerospace Exhibition Center	350000
1784	2018 China GEO Surveying and mapping geographic information technology and Equipment Exhibition	2018/11/07	3	Sichuan	Chengdu	Western China International Expo City	25000
1785	2018 Hangzhou International Intelligent Logistics Exhibition	2018/11/07	3	Zhejiang	Hangzhou	Hangzhou International Expo Center	30000
1786	2018 China (Hangzhou) International Selling Machine, Smart Vending Systems Exhibition	2018/11/07	3	Zhejiang	Hangzhou	Hangzhou International Expo Center	20000
1787	2018 23rd China (Fuzhou) International Seafood & Fisheries Expo	2018/11/07	3	Shandong	Qingdao	Qingdao International Expo Center	110000
1788	2018 China (Guangdong) International Furniture Machine and Materials Exhibition	2018/11/07	4	Guangdong	Dongguan	GD Modern International Exhibition Center	50000
1789	2018 China (Yuyao) International Plastic Exposition	2018/11/07	4	Zhejiang	Yuyao	China Plastics International Exposition Center	70000
1790	2018 Yinchuan 11/11 Auto Show	2018/11/07	5	Ningxia	Yinchuan	Yinchuan International Convention & Exhibition Centre	30000
1791	2018 8th Mianyang International Auto Exhibition	2018/11/07	5	Sichuan	Mianyang	Mianyang International Convention and Exhibition Center (Mianyang Museum)	100000
1792	2018 5th China (Guangzhou) International Silver Industry Exhibition	2018/11/08	3	Guangdong	Guangzhou	Poly World Trade Center Expo	22000
1793	2018 19th China (Nanan) International Stone Exposition	2018/11/08	4	Fujian	Nanan	Stone Industry Exhibition Center	100000
1794	2018 22nd Shanghai Art Fair	2018/11/08	4	Shanghai	Shanghai	Shanghai World Expo Exhibition & Convention Center	25000
1795	2018 16th Beijing International Anatto Classical Furniture Fair	2018/11/08	4	Beijing	Beijing	China International Exhibition Center (Sanyuanqiao)	20000
1796	2018 15th China Southwest (Kunming) International Automobile Exposition and New Energy Smart Auto Exposition	2018/11/08	5	Yunnan	Kunming	Kunming Dianchi International Convention and Exhibition Center	120000
1797	2018 18th China Nanjing Food Exposition and Sourcing Fair	2018/11/08	6	Jiangsu	Nanjing	Nanjing International Exhibition Center	20000
1798	2018 21st Session of Henan Province Pesticide Information Exchange and Agricultural Machinery Trade Fair	2018/11/09	2	Henan	Zhengzhou	Zhengzhou International Convention and Exhibition Centre	30000
1799	2018 Anhui (Chizhou) Mount Jiuhua Buddhist Cultural Products Expo	2018/11/09	3	Anhui	Chizhou	Chizhou International Convention and Exhibition Center	30000

Appendix 1 Schedule of Trade and Economic Fairs held in Mainland China in 2018 (above 20,000 m²)

S/N	Exhibition Name	Opening Date	Durationn (Days)	Province/ Autonomous Region/ Municipality	City	Venue	Area (m ²)
1800	2018 28th Jingzheng Beijing Mother-Infant-Child Products Exposition	2018/11/09	3	Guangdong	Guangzhou	China Import & Export Fair Complex	23000
1801	2018 28th Jingzheng Beijing Mother-Infant-Child Products Exposition	2018/11/09	3	Guangdong	Chaozhou	Guangzhou Exhibition Hall C of China Import and Export Fair	23000
1802	2018 21st Guangzhou International Interwine Exposition-Autumn Fair	2018/11/09	3	Guangdong	Guangzhou	China Import & Export Fair Complex	30000
1803	Hannan International Health Industry Exposition	2018/11/09	3	Hainan	Haikou	Hainan International Convention and Exhibition Center	40000
1804	2018 7th Nanjing International Fashion Consumer Goods Exposition	2018/11/09	3	Jiangsu	Nanjing	Nanjing International Expo Center	50000
1805	2018 19th Yantai International Fruits and Vegetables Exposition	2018/11/09	3	Shandong	Yantai	Yantai International Expo Center	50000
1806	2018 13th National Food Exposition and Wine (Zhengzhou) Exhibition	2018/11/09	3	Henan	Zhengzhou	Central China International Expo Center	20000
1807	2018 6th China Shanghai International Children's Book Fair	2018/11/09	3	Shanghai	Shanghai	Shanghai World Expo Exhibition & Convention Center	30000
1808	China Tourism Industries Exposition 2018	2018/11/09	3	Tianjin	Tianjin	Tianjin Mei Jiang Convention Center	50000
1809	2018 China International Combustion Engines Exhibition	2018/11/09	3	Jiangsu	Wuxi	Wuxi Taihu International Expo Center	20000
1810	2018 5th Central China (Zhengzhou) Microboss Exposition	2018/11/09	3	Henan	Zhengzhou	Central China International Expo Center	53000
1811	2018 13th China Senior Citizen Exposition and Rehabilitation Nursing Exhibition	2018/11/09	3	Chongqing	Chongqing	Chongqing International Convention and Exhibition Center	25000
1812	Henan (Zhengzhou) International Modern Agricultural Exposition	2018/11/09	3	Henan	Zhengzhou	Zhengzhou International Convention and Exhibition Centre	30000
1813	2018 5th Chengdu Creativity & Design Week	2018/11/09	4	Sichuan	Chengdu	New International Convention & Exposition Center Chengdu Century City	45000
1814	2018 8th China (Nanning) International Exposition and Purple Sand, Ceramic Tea Industry, Tea Products Exhibition	2018/11/09	4	Guangxi	Nanning	Nannig International Convention and Exhibition Center	20000
1815	2018 Sichuan International Health Industry Exposition	2018/11/09	4	Sichuan	Chengdu	New International Convention & Exposition Center Chengdu Century City	24000
1816	2018 5th China (Sichuan) International Tea Exposition in Fall	2018/11/09	4	Sichuan	Chengdu	New International Convention & Exposition Center Chengdu Century City	34500
1817	2018 10th China (Xian) Craft Gift and Art Collection Exhibition	2018/11/09	4	Shaanxi	Xi'an	Xian Qujiang International Conference and Exhibition Centre	1000000
1818	2018 10th China (Xi'an) Food & Drinks Fair	2018/11/09	4	Shaanxi	Xi'an	Xian Qujiang International Conference and Exhibition Centre	130000
1819	2018 Guangxi New Energy Vehicles Exhibition	2018/11/09	4	Guangxi	Nanning	Nannig International Convention and Exhibition Center	50000
1820	2018 China (Kuming) International Comprehensive Health Trade Exposition	2018/11/09	4	Yunnan	Kunming	Kunming International Convention and Exhibition Center	42000
1821	China Qingdao International Cultural Arts and Creative Products Exposition	2018/11/09	4	Shandong	Qingdao	Qingdao International Convention and Exhibition Centre	20000
1822	2018 Shanghai International Automobile Exposition	2018/11/10	2	Shanghai	Shanghai	Shanghai World Expo Exhibition & Convention Center	30000
1823	2018 China Beijing Children's Education Exhibition	2018/11/10	3	Beijing	Beijing	China National Convention Center	30000
1824	China (Jinan) Lubrication Oil and Maintenance Equipment Exhibition	2018/11/10	3	Shandong	Ji'nan	Ji'nan International Convention and Exhibition Center	30000
1825	2018 China (Shangxi) International Hairdressing, Bodybuilding & Cosmetic Products Expo (Autumn)	2018/11/10	3	Shanxi	Taiyuan	The Coal Museum of China	30000
1826	2018 11th China (Jinan) International Commercial Vehicle, Auto Parts Exhibition	2018/11/10	3	Shandong	Ji'nan	Ji'nan International Convention and Exhibition Center	25000
1827	2018 China (Anhui) International Modern Agricultural Exhibition	2018/11/11	2	Anhui	Hefei	Hefei Binhu International Convention and Exhibition Center	20000
1828	2018 5th Anhui (Hefei) Animal Husbandry Exposition and Livestock, Veterinary Drug, Fodder, Equipment Trade Fair	2018/11/11	2	Anhui	Hefei	Anhui International Convention and Exhibition Centre	30000
1829	Wuhan International Dental equipment and Materials Exhibition	2018/11/12	3	Hubei	Wuhan	Wuhan International Expo Center	30000
1830	FHC China 2018	2018/11/13	3	Shanghai	Shanghai	The Shanghai New International Expo Center	85000
1831	2018 29th Shanghai International Franchise Chain Exhibition	2018/11/13	3	Shanghai	Shanghai	The Shanghai New International Expo Center	33000
1832	2018 19th China Refrigeration, Air Conditioning and Heat Pump Energy Saving Exposition	2018/11/13	3	Shanghai	Shanghai	The Shanghai New International Expo Center	20000
1833	2018 16th China International Auto Air-conditioning Transportation Refrigeration Exhibition	2018/11/13	3	Shanghai	Shanghai	Shanghai Everbright Convention & Exhibition Center	23000
1834	2018 11th iFresh Asia Fruit & Vegetable Industry Exposition	2018/11/13	3	Shanghai	Shanghai	The Shanghai New International Expo Center	110000
1835	2018 38th National Motorcycle and Accessories Trade Fair (Autumn)	2018/11/13	3	Guangdong	Guangzhou	Poly World Trade Center Expo	60000
1836	2018 15th Optics Valley of China International Optoelectronic Exposition and Forum	2018/11/14	3	Hubei	Wuhan	China Optics Valley Convention & Exhibition Center	20000

S/N	Exhibition Name	Opening Date	Duration (Days)	Province/ Autonomous Region/ Municipality	City	Venue	Area (m ²)
1837	2018 Chongqing International Bakery Exhibition and Catering Industry Exposition	2018/11/14	3	Chongqing	Chongqing	Chongqing EXPO Center	50000
1838	2018 Chongqing International Printing and Packaging Industry Exposition	2018/11/14	3	Chongqing	Chongqing	Chongqing EXPO Center	40000
1839	2018 China (Hunan) International Rail Transit Technology Exhibition	2018/11/14	4	Hunan	Changsha	Changsha International Convention and Exhibition Center	45000
1840	2018 20th China HI-TECH Fair	2018/11/14	5	Guangdong	Shenzhen	Shenzhen Convention & Exhibition Center	100000
1841	2018 Xiamen International Hospitality Equipment & Supply, Catering Industry Exhibition	2018/11/15	3	Fujian	Xiamen	Xiamen International Convention and Exhibition Center	55000
1842	2018 17th China International Combustion Engines and Parts Exhibition	2018/11/15	3	Beijing	Beijing	China National Convention Center	22000
1843	2018 5th Haixi Oral Medicine Seminar and 2018 Fujian Oral Equipment Exhibition	2018/11/15	3	Fujian	Fuzhou	Fuzhou Strait International Convention and Exhibition Center	20000
1844	2018 Suzhou Intelligent Exhibition and CNC Machine Tools, Robotics Automation, Laser Exhibition	2018/11/15	3	Jiangsu	Suzhou	Suzhou International Expo Center	22000
1845	2018 Xiamen International Selling Machine and Self-Service Products Exhibition	2018/11/15	3	Fujian	Xiamen	Xiamen International Convention and Exhibition Center	20000
1846	2018 2nd Chongqing International Mobile Exhibition	2018/11/15	3	Chongqing	Chongqing	Chongqing Nanping International Convention & Exhibition Center	40000
1847	2018 Zhengzhou International Textile and Apparel, Fabrics, Sewing Equipment, Leather Shoe Material and Industrial Textiles Exhibition	2018/11/15	3	Henan	Zhengzhou	Zhengzhou International Convention and Exhibition Centre	30000
1848	2018 "Internet Plus" New Technology, Innovation and Entrepreneurship for Farmers Exposition	2018/11/15	4	Jiangsu	Nanjing	Nanjing International Expo Center	36000
1849	2018 15th China (Linyi) Agricultural Materials Trade Fair	2018/11/16	2	Shandong	Linyi	Linyi South of Shandong International Convention and Exhibition Center	25000
1850	2018 China international Condiments & Food Ingredients Exhibition	2018/11/16	3	Guangdong	Guangzhou	China Import & Export Fair Complex	45000
1851	Hainan World Leisure Tourism Exposition	2018/11/16	3	Hainan	Haikou	Hainan International Convention and Exhibition Center	40000
1852	2018 China (Tianjin) International Green Building Industry Exposition	2018/11/16	3	Tianjin	Tianjin	Tianjin Mei Jiang Convention Center	50000
1853	2018 12th Shandong International Sugar and Wine Fair	2018/11/16	3	Shandong	Ji'nan	Ji'nan International Convention and Exhibition Center	45000
1854	Linyi International Toys Exhibition	2018/11/16	3	Shandong	Linyi	Linyi International Expo Center	20000
1855	2018 11th China (Linyi) Agricultural Machinery Exposition	2018/11/16	3	Shandong	Linyi	Linyi South of Shandong International Convention and Exhibition Center	50000
1856	2018 8th China (Linyi) Flower Seedlings, Garden Machinery Exposition	2018/11/16	3	Shandong	Linyi	Linyi South of Shandong International Convention and Exhibition Center	25000
1857	2018 China (Guangzhou) International Subhealth and Sleep Industry Exposition	2018/11/16	3	Guangdong	Guangzhou	Guangzhou International Sourcing Center	30000
1858	2018 Shanghai Bakery Exhibition	2018/11/16	3	Shanghai	Shanghai	National Exhibition and Convention Center (Shanghai)	120000
1859	2018 11th Cross-strait Tea Exposition	2018/11/16	3	Fujian	Nanping	Wuyishan Taiwei Scenery Convention and Exhibition Center	43000
1860	Fuzhou World Heritage Culture Theme Exposition	2018/11/16	3	Fujian	Fuzhou	Fuzhou Strait International Convention and Exhibition Center	31000
1861	Beijing International Food & Beverage and Leisure Food Exhibition	2018/11/16	3	Beijing	Beijing	Beijing Exhibition Center	38000
1862	China International Travel Mart	2018/11/16	3	Shanghai	Shanghai	Shanghai Exhibition Center	57500
1863	2018 China Huaxia Housing and Furnishing Exposition	2018/11/16	3	Shanghai	Shanghai	Shanghai World Expo Exhibition & Convention Center	42000
1864	2018 CBBA Fitness China	2018/11/16	3	Beijing	Beijing	China International Exhibition Center (Sanyuanqiao)	20000
1865	2018 18th China (Beijing) International Organic and Green Food Expo	2018/11/16	3	Beijing	Beijing	China International Exhibition Center (Sanyuanqiao)	30000
1866	2018 ASEAN Woodworking Machinery Exhibition	2018/11/16	4	Guangxi	Nanning	Nanning International Convention and Exhibition Center	30000
1867	2018 4th Guangzhou International Commercial Vehicle Exhibition	2018/11/16	4	Guangdong	Guangzhou	China Import & Export Fair Complex	250000
1868	2018 8th China (Kunming) International Furniture Fair	2018/11/16	4	Yunnan	Kunming	Kunming International Convention and Exhibition Center	20000
1869	2018 1st China-Japan-South-Korea (Qingdao) Imported Goods Exhibition	2018/11/16	4	Shandong	Qingdao	Shandong International Agricultural Product Demonstration Transaction Center	30000
1870	2018 18th China Langfang International Winning Pigeons Show	2018/11/17	2	Hebei	Langfang	Langfang International Convention & Exhibition Center	34500
1871	2018 75th China Educational Equipment Exhibition	2018/11/17	3	Jiangxi	Nanchang	Nanchang Greenland International Expo Center	140000

Appendix 1 Schedule of Trade and Economic Fairs held in Mainland China in 2018 (above 20,000 m²)

S/N	Exhibition Name	Opening Date	Duration (Days)	Province/ Autonomous Region/ Municipality	City	Venue	Area (m ²)
1872	2018 3rd World Toilet Day and Chinese Toilet Revolution Innovation Expo	2018/11/17	4	Shanghai	Shanghai	Shanghai Everbright Convention & Exhibition Center	20000
1873	2018 China International (Wuhan) Livestock Fair	2018/11/17	4	Hubei	Wuhan	Wuhan International Expo Center	45000
1874	2018 China (Shanghai) International Special Rehabilitation Products Exhibition	2018/11/18	3	Shanghai	Shanghai	Shanghai Everbright Convention & Exhibition Center	60000
1875	2018 Shanghai International Glass Industry Exhibition	2018/11/18	3	Shanghai	Shanghai	Shanghai Everbright Convention & Exhibition Center	30000
1876	2018 Wuhan Wine & Food Fair	2018/11/18	3	Hubei	Wuhan	Wuhan International Conference & Exhibition Centre	30000
1877	2018 Hubei Red Wine Exhibition	2018/11/18	3	Hubei	Wuhan	Wuhan International Conference & Exhibition Centre	30000
1878	Qingdao International Red Wine Exhibition	2018/11/18	3	Shandong	Qingdao	Qingdao International Convention and Exhibition Centre	28000
1879	China (North) International Food Processing Machinery and Packaging Machinery Exhibition	2018/11/18	3	Shandong	Qingdao	Qingdao International Convention and Exhibition Centre	40000
1880	2018 5th Shanghai International Cooling Technology Equipment Exhibition	2018/11/19	3	Shanghai	Shanghai	The Shanghai New International Expo Center	20000
1881	2018 China (Shanghai) International Fluid Machinery Exhibition	2018/11/19	3	Shanghai	Shanghai	The Shanghai New International Expo Center	25000
1882	2018 6th China (Shanghai) International Central Ventilation System and Dedusting Equipment Exhibition	2018/11/19	3	Shanghai	Shanghai	The Shanghai New International Expo Center	25000
1883	2018 6th China (Shanghai) International Extraction and Concentration Exhibition	2018/11/19	3	Shanghai	Shanghai	The Shanghai New International Expo Center	30000
1884	2018 14th China (Shanghai) International Diecasting Exhibition	2018/11/19	3	Shanghai	Shanghai	The Shanghai New International Expo Center	45000
1885	2018 Future Industrial Fair	2018/11/19	3	Shanghai	Shanghai	The Shanghai New International Expo Center	31000
1886	2018 6th Shanghai International Glass Lining Equipment Exhibition	2018/11/19	3	Shanghai	Shanghai	The Shanghai New International Expo Center	50000
1887	World of Concrete Asia 2018	2018/11/19	3	Shanghai	Shanghai	The Shanghai New International Expo Center	54000
1888	2018 North (Yantai) Sapling and Materials Trade Fair	2018/11/19	3	Shandong	Yantai	Yantai Sport Park	50000
1889	Shanghai International Drying Technology & Equipment Exhibition	2018/11/19	3	Shanghai	Shanghai	The Shanghai New International Expo Center	20000
1890	2018 Shanghai Bus Expo	2018/11/19	3	Shanghai	Shanghai	The Shanghai New International Expo Center	30000
1891	2018 15th Shanghai International Industrial Flooring Exhibition	2018/11/19	3	Shanghai	Shanghai	The Shanghai New International Expo Center	34500
1892	2018 Super Racings (Snow Season)	2018/11/19	67	Beijing	Beijing	China International Exhibition Center (Shunyi)	31000
1893	2018 China (Shanghai) International Swimming Pool Equipment and Technology Exhibition	2018/11/20	3	Shanghai	Shanghai	National Exhibition and Convention Center (Shanghai)	20000
1894	Xian International Passive Low Energy Building Exhibition	2018/11/20	3	Shaanxi	Xi'an	Xian Qujiang International Conference and Exhibition Centre	30000
1895	2018 11th China International Daily Chemical Product and Equipment Packaging Exhibition	2018/11/20	3	Guangdong	Zhuhai	Zhuhai International Convention & Exhibition Center	20000
1896	2018 Horti China	2018/11/20	5	Shanghai	Shanghai	National Exhibition and Convention Center (Shanghai)	27000
1897	2018 China International Screen Printing and Digital Printing Exhibition	2018/11/21	3	Guangdong	Guangzhou	Poly World Trade Center Expo	50000
1898	2018 Beijing World Food Exposition	2018/11/21	3	Beijing	Beijing	China National Convention Center	35000
1899	2018 China (Kunshan) International Hardware and Tools Expo	2018/11/21	3	Jiangsu	Kunshan	Huaqiao International Expo Center	36000
1900	2018 11th Asia Fruit Logistica Exposition	2018/11/21	3	Shanghai	Shanghai	National Exhibition and Convention Center (Shanghai)	27000
1901	2018 5th China Xian Cleaning Coal and High Efficient Utilization Exhibition	2018/11/21	3	Shaanxi	Xi'an	Xian Qujiang International Conference and Exhibition Centre	30000
1902	2018 China (Shanghai) International Hotel Franchises Expo	2018/11/21	3	Shanghai	Shanghai	National Exhibition and Convention Center (Shanghai)	26000
1903	2018 China (Beijing) International Plastics & Rubber Industry Exhibition	2018/11/21	3	Beijing	Beijing	China International Exhibition Center (Sanyuanqiao)	30000
1904	2018 14th Beijing International Coal Equipment and Mining Technical Equipment Exhibition	2018/11/21	3	Beijing	Beijing	China International Exhibition Center (Sanyuanqiao)	68000
1905	Shanghai Stationery and Office Supplies Exhibition	2018/11/22	3	Shanghai	Shanghai	National Exhibition and Convention Center (Shanghai)	24680

S/N	Exhibition Name	Opening Date	Duration (Days)	Province/ Autonomous Region/ Municipality	City	Venue	Area (m ²)
1906	2018 2nd Hunan Changsha Screen Culture Industry Exposition	2018/11/22	3	Hunan	Changsha	Hunan International Convention and Exhibition Center	30000
1907	2018 12th China International Logistics Technology and Equipment Expo	2018/11/22	3	Jiangsu	Nanjing	Nanjing International Exhibition Center	20000
1908	2018 China International Stainless Steel Products Exposition	2018/11/22	3	Shandong	Linyi	Linyi South of Shandong International Convention and Exhibition Center	23000
1909	2018 Shenzhen International Kitchenware Exhibition	2018/11/22	3	Guangdong	Shenzhen	Shenzhen Convention & Exhibition Center	30000
1910	2018 Shenzhen International Catering and Ingredients Exhibition	2018/11/22	3	Guangdong	Shenzhen	Shenzhen Convention & Exhibition Center	58000
1911	2018 Shenzhen International Fisheries Exposition	2018/11/22	3	Guangdong	Shenzhen	Shenzhen Convention & Exhibition Center	30000
1912	2018 Shenzhen C-Touch & Display Exhibition	2018/11/22	3	Guangdong	Shenzhen	Shenzhen Convention & Exhibition Center	37500
1913	2018 Shanghai International City and Architecture Expo	2018/11/22	3	Shanghai	Shanghai	National Exhibition and Convention Center (Shanghai)	100000
1914	2018 FENESTRATION BAU China	2018/11/22	3	Shanghai	Shanghai	National Exhibition and Convention Center (Shanghai)	50000
1915	2018 34th China Plant Protection Information Exchange & Pesticide and Sprayer Facilities Fair	2018/11/22	3	Sichuan	Chengdu	Western China International Expo City	100000
1916	2018 International Artware and Cultural Creative Products Exhibition	2018/11/22	3	Shanghai	Shanghai	National Exhibition and Convention Center (Shanghai)	60000
1917	2018 Chongqing Auto Consumer Festival	2018/11/22	4	Chongqing	Chongqing	Chongqing EXPO Center	98700
1918	Tea Expo, Guangzhou 2018	2018/11/22	5	Guangdong	Guangzhou	China Import & Export Fair Complex	38450
1919	Changqing Daily Necessities Exhibition	2018/11/22	5	Shandong	Qingdao	Qingdao World Expo City	20000
1920	2018 17th China (Anhui) International Sugar and Food Fair	2018/11/23	3	Anhui	Hefei	Anhui International Convention and Exhibition Centre	20000
1921	2018 4th International E-business Industry Exposition	2018/11/23	3	Shandong	Ji'nan	Ji'nan International Convention and Exhibition Center	30000
1922	2018 North Paper Industry Exposition and National Paper Crafts Exhibition	2018/11/23	3	Hebei	Langfang	Langfang International Convention & Exhibition Center	20000
1923	Shanghai International Life Health Industry Exhibition	2018/11/23	3	Shanghai	Shanghai	Shanghai Convention & Exhibition Center of International Sourcing	20000
1924	2018 12th Central (Wuhan) Franchise Investment Venture Exhibition	2018/11/23	3	Hunan	Changsha	Changsha Hong Xing International Exhibition Center	20000
1925	2018 Ningbo Street furniture Exhibition	2018/11/23	3	Zhejiang	Ningbo	Ningbo International Convention and Exhibition Center	20000
1926	2018 Ningbo Country Inn Exhibition	2018/11/23	3	Zhejiang	Ningbo	Ningbo International Convention and Exhibition Center	20000
1927	2018 4th China Linyi International Plastic Industry Exposition	2018/11/23	3	Shandong	Linyi	Linyi South of Shandong International Convention and Exhibition Center	20000
1928	Qingdao Housing and Furnishing Exposition	2018/11/23	3	Shandong	Qingdao	Qingdao International Convention and Exhibition Centre	23000
1929	2018 2nd China (Zhengzhou) International Stereo Garage and Intelligent Parking Equipment Exhibition	2018/11/23	3	Henan	Zhengzhou	Zhengzhou International Convention and Exhibition Centre	30000
1930	Zhengzhou Sports & Outdoors Fair 2018	2018/11/23	3	Henan	Zhengzhou	Zhengzhou International Convention and Exhibition Centre	20000
1931	2018 8th Museum and Related Products Exposition	2018/11/23	4	Fujian	Fuzhou	Fuzhou Strait International Convention and Exhibition Center	50000
1932	Shenyang International Food & Drinks Fair	2018/11/23	4	Liaoning	Shenyang	Liaoning Industrial Exhibition Hall	20000
1933	2018 9th China (Chongqing) International Exposition and Purple Sand, Ceramic Tea Industry, Tea Products Exhibition	2018/11/23	4	Chongqing	Chongqing	Chongqing Nanping International Convention & Exhibition Center	20000
1934	2018 21st China Nanjing International Annatto Classical Furniture and Artware Exhibition	2018/11/23	4	Jiangsu	Nanjing	Nanjing International Expo Center	23000
1935	2018 19th China Shenyang International Food & Beverage Franchise Exhibition	2018/11/23	4	Liaoning	Shenyang	Liaoning Industrial Exhibition Hall	20000
1936	2018 5th China (Beijing) International Buddhist Items & Supplies Expo	2018/11/23	4	Beijing	Beijing	China International Exhibition Center (Sanyuanqiao)	30000
1937	2018 Lancang-Mekong Cooperation Exposition	2018/11/23	5	Yunnan	Kunming	Kunming International Convention and Exhibition Center	65000
1938	2018 Winter China Wedding Expo	2018/11/24	2	Shanghai	Shanghai	Shanghai World Expo Exhibition & Convention Center	71000
1939	2018 2nd China Yangzhou International Machine Tool Mould and Machinery Exhibition	2018/11/24	3	Jiangsu	Yangzhou	Yangzhou International Convention and Exhibition Centre	20000

Appendix 1 Schedule of Trade and Economic Fairs held in Mainland China in 2018 (above 20,000 m²)

S/N	Exhibition Name	Opening Date	Duration (Days)	Province/ Autonomous Region/ Municipality	City	Venue	Area (m ²)
1940	2018 Hangzhou International Automobile After-market Service Exposition	2018/11/24	3	Zhejiang	Hangzhou	Hangzhou International Expo Center	120000
1941	2018 12th Beijing Franchise Chain Exhibition	2018/11/26	3	Beijing	Beijing	China National Convention Center	22000
1942	2018 China International Urban Pipeline Exhibition and 5th China International Underground Pipeline Exhibition	2018/11/27	3	Guangdong	Guangzhou	China Import & Export Fair Complex	20000
1943	Guangzhou B2B Design & Brands Exposition	2018/11/27	3	Guangdong	Guangzhou	Poly World Trade Center Expo	60000
1944	2018 China International Engineering Machinery, Building Materials Machinery, Mining Machinery, Engineering Vehicle and Equipment Exposition	2018/11/27	4	Shanghai	Shanghai	The Shanghai New International Expo Center	300000
1945	2018 20th DMP China Dongguan International Plastics & Packaging Exhibition	2018/11/27	4	Guangdong	Dongguan	GD Modern International Exhibition Center	120000
1946	2018 3rd Dongguan International Robot and Intelligent Equipment Exhibition	2018/11/27	4	Guangdong	Dongguan	GD Modern International Exhibition Center	120000
1947	2018 China (Foshan) International Metallurgy Industry Exposition	2018/11/27	4	Guangdong	Foshan	Tanzhou International Convention and Exhibition Center	45000
1948	Chengdu International Supply Chain and Logistics Technique Equipment Exhibition	2018/11/28	3	Sichuan	Chengdu	New International Convention & Exposition Center Chengdu Century City	20000
1949	2018 Western China International Landscape Machinery and Equipment Exhibition	2018/11/28	3	Sichuan	Chengdu	Western China International Expo City	36000
1950	2018 Ningbo Hardware and Electrical Exhibition	2018/11/28	3	Zhejiang	Ningbo	Ningbo International Convention and Exhibition Center	20000
1951	2018 2nd China (Linyi) International Air Purification and Fresh Air System Exhibition	2018/11/28	3	Shandong	Linyi	Linyi South of Shandong International Convention and Exhibition Center	20000
1952	2018 Shenzhen International Apparel Supply Chain Exposition (Autumn)	2018/11/28	3	Guangdong	Shenzhen	Shenzhen Convention & Exhibition Center	100000
1953	Shanghai Instrumental Exhibition on Heating and Heat Power Technology 2018	2018/11/28	3	Shanghai	Shanghai	Shanghai World Expo Exhibition & Convention Center	23000
1954	Shanghai International Cross-border E-commerce and Goods Exposition	2018/11/28	3	Shanghai	Shanghai	Shanghai Mart Exhibition Center	23000
1955	China (Zhengzhou) International Elevator Expo 2018	2018/11/28	3	Henan	Zhengzhou	Zhengzhou International Convention and Exhibition Centre	30000
1956	2018 8th China (Henan) International Silver Industry Exhibition	2018/11/28	3	Henan	Zhengzhou	Zhengzhou International Convention and Exhibition Centre	22000
1957	2018 9th China Maternal and Children Health Care Forum and CIMC International Maternal and Child Health Exhibition	2018/11/28	3	Henan	Zhengzhou	Zhengzhou International Convention and Exhibition Centre	20000
1958	2018 Shanghai International Trade Fair for Automotive Parts, Equipment and Service Suppliers	2018/11/28	4	Shanghai	Shanghai	National Exhibition and Convention Center (Shanghai)	350000
1959	2018 28th Nanjing International Beauty Hairdressing Cosmetic Exposition	2018/11/29	3	Jiangsu	Nanjing	Nanjing International Exhibition Center	30000
1960	2018 Fujian Xiamen Beauty Exposition (Autumn)	2018/11/29	3	Fujian	Xiamen	Xiamen International Convention and Exhibition Center	20000
1961	2018 China Yiwu International Equipment Manufacturing Exposition / China Yiwu International Intelligent Equipment Exposition	2018/11/29	3	Zhejiang	Yiwu	Yiwu International Expo Centre	80000
1962	2018 11th China (Zhongshan) International Games & Amusement Fair 2018	2018/11/29	4	Guangdong	Zhongshan	Zhongshan Expo Center	100000
1963	2018 1st Yangtze River Delta International Cultural Industries Fair	2018/11/29	4	Shanghai	Shanghai	Shanghai Exhibition Center	20000
1964	2018 China International Scenic Areas Souvenir and Travel Kit Exposition	2018/11/30	3	Anhui	Hefei	Hefei Binhu International Convention and Exhibition Center	23000
1965	Xian International Toys and Preschool Education Exhibition	2018/11/30	3	Shaanxi	Xi'an	Xian Qujiang International Conference and Exhibition Centre	20000
1966	2018 14th Money Fair Shanghai	2018/11/30	3	Shanghai	Shanghai	Shanghai Exhibition Center	20000
1967	2018 Wuhan International Industrial Flooring Exhibition	2018/11/30	3	Hubei	Wuhan	Wuhan International Expo Center	20000
1968	2018 2nd Wuhan International Pump Valve, Pipeline and Water Treatment Exhibition	2018/11/30	3	Hubei	Wuhan	Wuhan International Expo Center	20000
1969	2018 2nd China (Wuhan) International Water Conservancy and Hydropower Exposition	2018/11/30	3	Hubei	Wuhan	Wuhan International Expo Center	20000
1970	2018 23rd Guangzhou International Art Fair	2018/11/30	4	Guangdong	Guangzhou	China Import & Export Fair Complex	22000
1971	2018 11th China (Nanchang) Green Food Expo	2018/11/30	4	Jiangxi	Nanchang	Nanchang Greenland International Expo Center	50000
1972	2018 China (Shandong) International Agricultural Science and Technology Exhibition	2018/12/01	2	Shandong	Weifang	Weifang Shandong-Taiwan Convention and Exhibition Center	40000
1973	2018 5th China Preschool Education Exhibition and Teaching Resources Exposition	2018/12/01	4	Zhejiang	Hangzhou	Hangzhou International Expo Center	35000
1974	2018 Future School Exposition	2018/12/03	3	Chongqing	Chongqing	Chongqing EXPO Center	60000

S/N	Exhibition Name	Opening Date	Duration (Days)	Province/ Autonomous Region/ Municipality	City	Venue	Area (m ²)
1975	2018 Shanghai International Cross-Media Technologies Equipment Innovation Industry Exhibition	2018/12/03	3	Shanghai	Shanghai	Shanghai World Expo Exhibition & Convention Center	31000
1976	2018 Shanghai International Big Data Industry Summit and Exhibition	2018/12/03	3	Shanghai	Shanghai	Shanghai World Expo Exhibition & Convention Center	50000
1977	Pharm China 2018	2018/12/04	3	Guangdong	Guangzhou	China Import & Export Fair Complex	90000
1978	2018 23rd China International Exhibition for Coatings, Printing Inks and Adhesives	2018/12/04	3	Guangdong	Guangzhou	China Import & Export Fair Complex	78500
1979	Guangzhou Autumn International Healthcare and Nutrition Exposition	2018/12/04	5	Guangdong	Guangzhou	China Import & Export Fair Complex	40000
1980	Guangzhou International Leather Bags Exhibition	2018/12/05	3	Guangdong	Guangzhou	Poly World Trade Center Expo	25600
1981	2018 Shanghai International Fire & Emergency Expo	2018/12/05	3	Shanghai	Shanghai	The Shanghai New International Expo Center	20000
1982	2018 19th Guangzhou International Shoe industry Exhibition	2018/12/05	3	Guangdong	Guangzhou	China Import & Export Fair Complex	30000
1983	2018 Middle Area (Changsha) Import Exposition	2018/12/05	5	Hunan	Changsha	Hunan International Convention and Exhibition Center	20000
1984	2018 9th Global Consumer Business Own-Label Products Exhibition in Asia	2018/12/06	3	Shanghai	Shanghai	The Shanghai New International Expo Center	36000
1985	2018 9th China (Beijing) International Cooking Oil, Food and Beverage Industry Exposition	2018/12/06	3	Beijing	Beijing	China International Exhibition Center (Sanyuanqiao)	30000
1986	2018 18th National Edible Agricultural Products (Shanghai) Sourcing Fair	2018/12/06	5	Shanghai	Shanghai	Shanghai Everbright Convention & Exhibition Center	30000
1987	Shandong Auto Fair Exposition	2018/12/06	5	Shandong	Qingdao	Qingdao International Convention and Exhibition Centre	65000
1988	2018 China (Qingdao) International RV&Camp Exposition	2018/12/06	5	Shandong	Qingdao	Qingdao International Expo Center	20000
1989	2018 Shanghai Steam Show	2018/12/07	3	Shanghai	Shanghai	The Shanghai New International Expo Center	30000
1990	Jiangsu Time-Honored Brand Expo	2018/12/07	3	Jiangsu	Nanjing	Nanjing International Exhibition Center	20000
1991	2018 7th China International Copyright Expo	2018/12/07	3	Jiangsu	Suzhou	Suzhou International Expo Center	26000
1992	2018 15th China (Xiamen) International Food Trading Expo	2018/12/07	3	Fujian	Xiamen	Xiamen International Convention and Exhibition Center	60000
1993	China Green Food Exposition 2018 Xiamen & China International Organic Food Expo 2018	2018/12/07	3	Fujian	Xiamen	Xiamen International Convention and Exhibition Center	37000
1994	2018 Suzhou Shanghua Winter Fishing Gears Exhibition	2018/12/07	3	Jiangsu	Suzhou	Suzhou International Expo Center	50000
1995	2018 Shandong (Weifang) International Animal Husbandry Expo & Animal Husbandry Equipment Expo	2018/12/08	2	Shandong	Weifang	Weifang Shandong-Taiwan Convention and Exhibition Center	32000
1996	China Western Education Exposition 2018	2018/12/08	2	Sichuan	Chengdu	New International Convention & Exposition Center Chengdu Century City	20000
1997	2018 Pregnant Baby Expo	2018/12/08	2	Shanghai	Shanghai	Shanghai World Expo Exhibition & Convention Center	25000
1998	2018 9th Qingdao Automobile Exposition	2018/12/08	2	Shandong	Qingdao	Qingdao Huaxiu International Convention and Exhibition Center	26000
1999	2018 Shanghai Fruit Show	2018/12/09	3	Shanghai	Shanghai	The Shanghai New International Expo Center	24000
2000	2018 19th China Shunde International Woodworking Machinery Fair (Lunjiao)	2018/12/09	3	Guangdong	Foshan	Exhibition Hall Lunjiao	25000
2001	2018 2nd Shenzhen International Lithium Battery Technology Exhibition	2018/12/10	3	Guangdong	Shenzhen	Shenzhen Convention & Exhibition Center	30000
2002	Shenzhen International Data Center Technology and Equipment Exhibition 2018	2018/12/10	3	Guangdong	Shenzhen	Shenzhen Convention & Exhibition Center	30000
2003	Shenzhen Charging Pile Technical & Equipment Exhibition	2018/12/10	3	Guangdong	Shenzhen	Shenzhen Convention & Exhibition Center	30000
2004	Flour Noodle Exhibition 2018	2018/12/12	3	Shanghai	Shanghai	The Shanghai New International Expo Center	34500
2005	2018 China Shanghai Organic Diet Health and Wellness Expo	2018/12/12	3	Shanghai	Shanghai	The Shanghai New International Expo Center	20000
2006	2018 5th Shanghai International Nutrition and Health Product Expo	2018/12/12	3	Shanghai	Shanghai	The Shanghai New International Expo Center	20000
2007	Shanghai International Garden Machinery and Horticultural Tools Expo 2018	2018/12/12	3	Shanghai	Shanghai	The Shanghai New International Expo Center	36000
2008	Shanghai International Hotel & Catering Chain Franchise Exhibition	2018/12/12	3	Shanghai	Shanghai	The Shanghai New International Expo Center	25000
2009	2018 8th Shanghai International High Quality Agricultural Products and Fine Products Exhibition	2018/12/12	3	Shanghai	Shanghai	The Shanghai New International Expo Center	30000
2010	China International Comprehensive Health Trade Fair 2018	2018/12/12	3	Shanghai	Shanghai	The Shanghai New International Expo Center	30000
2011	2018 13th Shanghai International Fire & Security Technology Equipment Exhibition	2018/12/12	3	Shanghai	Shanghai	Shanghai World Expo Exhibition & Convention Center	25000
2012	2018 10th Shanghai International Traditional Chinese Medicine Health Expo	2018/12/12	3	Shanghai	Shanghai	The Shanghai New International Expo Center	30000

Appendix 1 Schedule of Trade and Economic Fairs held in Mainland China in 2018 (above 20,000 m²)

S/N	Exhibition Name	Opening Date	Duration (Days)	Province/ Autonomous Region/ Municipality	City	Venue	Area (m ²)
2013	Shanghai Massage Pedicure Expo 2018	2018/12/12	3	Shanghai	Shanghai	The Shanghai New International Expo Center	20000
2014	2018 Shanghai International Bird's Nest and Natural Tonic Exhibition	2018/12/12	3	Shanghai	Shanghai	The Shanghai New International Expo Center	23000
2015	2018 13th China International Meat Industry Exhibition	2018/12/12	3	Shanghai	Shanghai	The Shanghai New International Expo Center	1000000
2016	2018 5th Shanghai International Modern Agriculture Brand Exhibition and Smart Agriculture Technology Forum	2018/12/12	3	Shanghai	Shanghai	The Shanghai New International Expo Center	23000
2017	China (Hainan) International Tropical Agricultural Products Winter Trade Fair 2018	2018/12/12	4	Hainan	Haikou	Hainan International Convention and Exhibition Center	80000
2018	Shanghai International Energy-saving and New Energy Automobile Industry Expo 2018	2018/12/13	3	Shanghai	Shanghai	The Shanghai New International Expo Center	20000
2019	Shanghai International Pet Fair and TICA Global Cat Competition 2018	2018/12/13	4	Shanghai	Shanghai	The Shanghai New International Expo Center	24000
2020	2018 Shanghai International Redwood Furniture, Whole House Customization and New Retail Franchise Exhibition	2018/12/13	4	Shanghai	Shanghai	The Shanghai New International Expo Center	20000
2021	2018 4th Qingdao Auto Show	2018/12/13	4	Shandong	Qingdao	Qingdao Huaxiu International Convention and Exhibition Center	20000
2022	2018 17th China (Shenzhen) International Tea Industry Exhibition	2018/12/13	5	Guangdong	Shenzhen	Shenzhen Convention & Exhibition Center	82000
2023	2018 China International Jewelry Fairs	2018/12/13	5	Beijing	Beijing	China International Exhibition Center (Sanyuanqiao)	60000
2024	All in Tuning 2018	2018/12/14	3	Guangdong	Dongguan	GD Modern International Exhibition Center	40000
2025	2018 Shanghai International Health Industry Expo	2018/12/14	3	Shanghai	Shanghai	The Shanghai New International Expo Center	30000
2026	China Marine Economy Expo	2018/12/14	4	Guangdong	Zhanjiang	Zhanjiang Olympic Sports Center	100000
2027	2018 China (Changchun) International Winter Sports Industry Exhibition	2018/12/14	4	Jilin	Changchun	Changchun Modern Agricultural Park	50000
2028	2018 7th Shanghai International Barbecue Equipment and Supplies Exhibition	2018/12/15	3	Shanghai	Shanghai	The Shanghai New International Expo Center	20000
2029	2018 25th Guangzhou Hotel Equipment and Supply Exhibition	2018/12/16	3	Guangdong	Guangzhou	China Import & Export Fair Complex	315000
2030	HOTELEX Guangzhou 2018	2018/12/17	3	Guangdong	Guangzhou	Poly World Trade Center Expo	50000
2031	Nanjing International Polymer Materials Exhibition	2018/12/19	3	Jiangsu	Nanjing	Nanjing International Exhibition Center	30000
2032	ELEXCON 2018	2018/12/20	3	Guangdong	Shenzhen	Shenzhen Convention & Exhibition Center	45000
2033	EMBEDDED Expo 2018	2018/12/20	3	Guangdong	Shenzhen	Shenzhen Convention & Exhibition Center	30000
2034	2018 12th Kunming International Expo of Ethnic Folk Arts & Crafts	2018/12/20	5	Yunnan	Kunming	Kunming International Convention and Exhibition Center	20000
2035	SPOE China Shenzhen 2018	2018/12/21	2	Guangdong	Shenzhen	Shenzhen Convention & Exhibition Center	30000
2036	2018 Hainan International RV (Auto) Camping Leisure Tourism Expo	2018/12/21	3	Hainan	Haikou	Haikou Century Park	50000
2037	2018 China (Hainan) International Security Expo	2018/12/21	3	Hainan	Haikou	Hainan International Convention and Exhibition Center	30000
2038	2018 Hainan International Buddhist Items & Crafts and Incense Fair	2018/12/21	4	Hainan	Haikou	Hainan International Convention and Exhibition Center	30000
2039	IOT China Fair 2018	2018/12/22	3	Guangdong	Guangzhou	Poly World Trade Center Expo	20000
2040	2018 China (Langfang) Gifts and Household Products Exhibition (Winter)	2018/12/22	4	Hebei	Langfang	Langfang International Convention & Exhibition Center	42000
2041	Nanjing International Textile Fabrics, Accessories & Yarn Exhibition	2018/12/25	3	Jiangsu	Nanjing	Nanjing International Exhibition Center	150000
2042	2018 6th Qingdao World Conference on Imported Goods Exhibition and Procurement	2018/12/26	5	Shandong	Qingdao	Qingdao Huaxiu International Convention and Exhibition Center	20000
2043	2018 2nd China (Guangzhou) Home and Maternal & Child Health Service Expo	2018/12/28	4	Guangdong	Guangzhou	Nan Fung International Convention & Exhibition Center	30000
2044	2018 China (Foshan) International Cultural Industry Expo	2018/12/29	4	Guangdong	Foshan	Tanzhou International Convention and Exhibition Center	50000
2045	Pet Culture Festival 2018	2018/12/30	3	Guangdong	Shenzhen	Shenzhen Convention & Exhibition Center	40000
2046	2018 10th Qingdao Auto Expo	2018/12/30	3	Shandong	Qingdao	Qingdao Huaxiu International Convention and Exhibition Center	27000

Appendix 2

List of Number and Area of Mainland China's Trade and Economic Fairs in 2018 (by Province/Autonomous Region/Municipality)

S/N	Province/Autonomous Region/Municipality	Quantity of Exhibitions	Total Exhibition Area (m ²)
1	Guangdong	505	27278243
2	Shanghai	741	26706185
3	Shandong	360	9893596
4	Beijing	277	8489141
5	Jiangsu	263	6329800
6	Hebei	117	5429928
7	Zhejiang	192	5351212
8	Sichuan	112	5024461
9	Henan	188	4093860
10	Liaoning	176	4033000
11	Shaanxi	77	3037572
12	Hubei	84	2872341
13	Fujian	75	2692487
14	Jilin	100	2578000
15	Chongqing	68	2402800
16	Hunan	58	1732000
17	Heilongjiang	51	1398600
18	Yunnan	34	1298204
19	Tianjin	37	1296920
20	Anhui	47	1274341
21	Hainan	30	925200
22	Jiangxi	28	875340
23	Shanxi	31	825000
24	Inner Mongolia	28	811000
25	Xinjiang	29	738888
26	Guizhou	20	603000
27	Guangxi	29	570580
28	Gansu	14	505000
29	Ningxia	19	355000
30	Qinghai	3	70000
Total		3793	129491699

* The data in this table exclude non-economic trade fairs, and exhibitions whose area data have not been collected.

* The data in this table exclude Hong Kong, Macao, and Taiwan regions; no data have been obtained from the Tibet Autonomous Region.

* The number and area of the exhibitions in this table are subject to the data published by the organizer. If the organizer haven't released the data, the data published by the venues shall prevail.

* The data in this table are sorted according to the opening day in ascending order.

Appendix 3

List of Number and Area of Mainland China's Trade and Economic Fairs in 2018 (by Industry)

Categories	Sub-categories	Quantity	Total Area (m ²)
Service	Leisure/Fashion/Art/Tourism	287	6585597
	Medicine/Health Care	204	5225920
	Franchise	80	2517867
	Finance/Insurance/Property	53	2080742
	Safe-Guarding/Anti-Counterfeiting	70	1748335
	Transport/Logistics	60	1637827
	Environmental Protection	69	1444184
	Hotel Facility	22	1351000
	Education/Training/Employment	50	1070600
	Others	19	333000
	Washing/Dyeing/Cleaning	14	275100
	Public Service	11	267335
	Broadcasting/TV	11	242800
	Media/Publication	4	213800
	Municipal Facilities	8	126000
Agriculture	Agriculture /Forestry /Animal Husbandry /Fisheries	136	4563258
	Pet Veterinary Industry	47	1137130
	Planting & Breeding	21	681700
	Others	4	434000
	Irrigation	3	91000
Light Industry	Food/Drinks/ Tobacco /Wine	331	10477169
	Furniture /Woodworking/ Machinery	154	10415524
	Building Materials	132	4628836
	Home Appliances/Lighting	33	2827300
	Gifts/ Household Products	43	2470012
	Toy/Maternal & Children Supplies	67	2337905
	Textile Industry	48	2238000
	Packaging/Paper/Printing	84	2197460
	Beauty/ Hairdressing	69	2175264
	Musical Instruments & Stage Equipment	17	2084200
	Advertising/ Photographic Equipment	51	1555500
	Glasses/ Jewellery/Horologe	81	1522320
	Plastics & Rubber	41	1150510
	Thermal Refrigeration	37	1100900
	Glass Ceramic Products	26	1079950
	Consumer Goods	32	1058220
	Hardware Tools	32	1052342
	Kitchen & Bathroom Supplies	15	1007500
	Garment / Fashion	41	976395
	Wedding and Funeral Supplies	34	759900
	New Year Shopping	39	626800
	Sports Goods	21	594778
	Bicycles & Motorcycles	13	540000
	Leather & Footwear	15	537300
	Others	27	534300
	Instrument & Apparatus	11	274000
	Office Supplies	10	205380
	Experimental Apparatus	7	100700
	Media/Publication	2	68000

* The data in this table exclude non-economic trade fairs, and exhibitions whose area data have not been collected.

* The data in this table exclude Hong Kong, Mauciao, and Taiwan regions; no data have been obtained from the Tibet Autonomous Region.

* The number and area of the exhibitions in this table are subject to the data published by the organizer. If the organizer haven't released the data, the data published by the venues shall prevail.

* The data in this table are sorted according to the opening day in ascending order.

Categories	Sub-categories	Quantity	Total Area (m ²)
Heavy Industry	Automobile Industry	321	14797977
	Industrial Equipment Maintenance	165	4759589
	Electronics and Automation	79	2400850
	Electric Power Energy	94	2249310
	Machine Tool/Mould	52	2027892
	IT/Communication	59	1641392
	Construction/ Machinery	31	1357460
	Water Technology and Disposal	35	975100
	Aerospace	15	806200
	Chemicals/Petrochemicals	26	711088
	Stone Mining Equipment	11	621710
	Casting/Metallurgy/Welding	19	450600
	Laser Optoelectronics	15	371550
	Docking Facility	10	334000
	Urban Construction	15	329000
	Surface Treatment	10	112750
	Others	4	51300
Special Exhibitions	Import and Export Trade	28	3089276
	Technical Expertise	43	1120840
	National/Regional Shows	13	1106420
	Science & Technology	34	753000
	Others	14	370000
	Talent Exchange	8	214735
	Invention and Creation	3	106000
	Physics	2	60000
	Museum	1	50000
Total		3793	129491699

Appendix 4

List of Number and Total Leasable Areas of Venues in Mainland China in 2018

S/N	Province/Autonomous Region/Municipality	Quantity of Venues	Total Rentable Area (m ²)	S/N	Province/Autonomous Region/Municipality	Quantity of Venues	Total Rentable Area (m ²)
1	Guangdong	21	1537400	16	Inner Mongolia	7	194072
2	Shandong	24	1300381	17	Tianjin	2	185000
3	Shanghai	9	813333	18	Hebei	8	168500
4	Jiangsu	13	672869	19	Henan	5	162000
5	Zhejiang	14	658233	20	Jiangxi	2	150000
6	Sichuan	5	444000	21	Shaanxi	3	144000
7	Yunnan	2	363440	22	Jilin	2	129400
8	Hunan	5	351608	23	Shanxi	4	114220
9	Guizhou	2	331520	24	Guangxi	1	90000
10	Fujian	3	300000	25	Heilongjiang	2	87700
11	Beijing	6	297544	26	Hainan	1	77000
12	Liaoning	8	286476	27	Ningxia	1	74000
13	Chongqing	3	275300	28	Qinghai	1	46865
14	Hubei	4	271200	29	Xinjiang	1	45000
15	Anhui	4	236000	30	Gansu	1	23000

* The data in this table exclude Hong Kong, Mauciao, and Taiwan regions; no data have been obtained from the Tibet Autonomous Region.

* The data in this table published by the venues.

* The data in this table are sorted according to the number of venues in descending order. For provinces/autonomous regions/municipalities with the same number of venues, data are sorted according to the total rentable areas of venues in descending order.

Appendix 5

List of Venues with A Rentable Area of More Than 50,000 m² in Mainland China in 2018

S/N	Venue	Province/Autonomous Region/Municipality	City	Rentable Area (m ²)
1	National Exhibition and Convention Center (Shanghai)	Shanghai	Shanghai	400000
2	China Import & Export Fair Complex	Guangdong	Guangzhou	338000
3	Kunming Dianchi International Convention and Exhibition Center	Yunnan	Kunming	300000
4	Guiyang Olympic Sports Center	Guizhou	Guiyang	257000
5	China Chudu International Convention and Exhibition Centre	Shandong	Binzhou	250000
6	GD Modern International Exhibition Center	Guangdong	Dongguan	210000
7	Western China International Expo City	Sichuan	Chengdu	205000
8	The Shanghai New International Expo Center	Shanghai	Shanghai	200000
9	Chongqing EXPO Center	Chongqing	Chongqing	200000
10	Guangzhou International Sourcing Center	Guangdong	Guangzhou	200000
11	China Asia Convention and Exhibition Center	Guangdong	Shenzhen	200000
12	Changsha International Convention and Exhibition Center	Hunan	Changsha	177500
13	Wuhan International Expo Center	Hubei	Wuhan	150000
14	Tianjin Mei Jiang Convention Center	Tianjin	Tianjin	150000
15	Xiamen International Convention and Exhibition Center	Fujian	Xiamen	140000
16	Hefei Binhu International Convention and Exhibition Center	Anhui	Hefei	140000
17	Nanchang Greenland International Expo Center	Jiangxi	Nanchang	140000
18	Yiwu International Expo Centre	Zhejiang	Yiwu	120000
19	Fuzhou Strait International Convention and Exhibition Center	Fujian	Fuzhou	120000
20	Shouguang International Convention Center	Shandong	Shouguang	120000
21	Qingdao International Expo Center	Shandong	Qingdao	120000
22	New International Convention & Exposition Center Chengdu Century City	Sichuan	Chengdu	110000
23	Ji'nan International Convention and Exhibition Center	Shandong	Ji'nan	110000
24	China International Exhibition Center (Shunyi)	Beijing	Beijing	106800
25	Shenyang International Exhibition Center	Liaoning	Shenyang	105600
26	Shenzhen Convention & Exhibition Center	Guangdong	Shenzhen	105000
27	Changchun International Convention and Exhibition Center	Jilin	Changchun	100000
28	Suzhou International Expo Center	Jiangsu	Suzhou	100000
29	Nanjing International Expo Center	Jiangsu	Nanjing	96000
30	Taizhou International Expo Center	Jiangsu	Taizhou	92000
31	Hangzhou International Expo Center	Zhejiang	Hangzhou	90000
32	Nanning International Convention and Exhibition Center	Guangxi	Nanning	90000
33	Deyang International Convention and Exhibition Center	Sichuan	Guanghan	90000
34	Huaqiao International Expo Center	Jiangsu	Kunshan	89000
35	Shanghai World Expo Exhibition & Convention Center	Shanghai	Shanghai	80000
36	Ningbo International Convention and Exhibition Center	Zhejiang	Ningbo	77416
37	Hainan International Convention and Exhibition Center	Hainan	Haikou	77000
38	Yongkang International Convention and Exhibition Center	Zhejiang	Yongkang	75600
39	Guiyang International Convention and Exhibition Center	Guizhou	Guiyang	74520
40	Zhengzhou International Convention and Exhibition Centre	Henan	Zhengzhou	74000
41	Yinchuan International Convention & Exhibition Centre	Ningxia	Yinchuan	74000
42	Poly World Trade Center Expo	Guangdong	Guangzhou	71400
43	Harbin International Exhibition Center Stadium	Heilongjiang	Harbin	70000

* The data in this table exclude Hong Kong, Macao, and Taiwan regions; no data have been obtained from the Tibet Autonomous Region.

* The data in this table published by the venues.

* The data in this table are sorted according to the total rentable areas of venues in descending order.

S/N	Venue	Province/Autonomous Region/Municipality	City	Rentable Area (m ²)
44	China Taiyuan Coal Transaction Center	Shanxi	Taiyuan	68000
45	Zibo International Convention and Exhibition Center	Shandong	Zibo	66000
46	Xian Qujiang International Conference and Exhibition Centre	Shaanxi	Xi'an	64000
47	Hangzhou White Horse Lake International Convention and Exhibition Center	Zhejiang	Hangzhou	63884
48	Kunming International Convention and Exhibition Center	Yunnan	Kunming	63440
49	Wuxi Taihu International Expo Center	Jiangsu	Wuxi	62400
50	China International Exhibition Center (Sanyuanqiao)	Beijing	Beijing	60744
51	Linyi South of Shandong International Convention and Exhibition Center	Shandong	Linyi	60000
52	Yangling International Convention & Exhibition Centre	Shaanxi	Xianyang	60000
53	Chenzhou International Convention & Exhibition Centre	Hunan	Chenzhou	60000
54	Yantai International Expo Center	Shandong	Yantai	59360
55	Baotou International Convention and Exhibition Centre	Inner Mongolia	Baotou	58000
56	Chongqing International Convention and Exhibition Center	Chongqing	Chongqing	57000
57	Qingdao International Convention and Exhibition Centre	Shandong	Qingdao	55910
58	Dalian World Expo Center	Liaoning	Dalian	50000
59	Tanzhou International Convention and Exhibition Center	Guangdong	Shunde	50000
60	Wuhan International Conference & Exhibition Centre	Hubei	Wuhan	50000
61	Hunan International Convention and Exhibition Center	Hunan	Changsha	50000
62	Weifang Shandong-Taiwan Convention and Exhibition Center	Shandong	Weifang	50000
63	Qingdao Huaxiu International Convention and Exhibition Center	Shandong	Qingdao	50000
64	China Culture Expo Center	Hubei	Wuhan	50000
65	Guangrao International Expo Center	Shandong	Dongying	50000

Appendix 6

List of Top 100 Corporate Organizers with A Exhibition Area Exceeding 100,000 m² in Mainland China in 2018

S/N	Organizer	Exhibition Number	Total Exhibition Area(m ²)
1	China International Exhibition Center Group Corp	24	1358656
2	China National Machinery Industry International Co., Ltd.	16	1244180
3	Shanghai UBM Sinoexpo International Exhibition Co., Ltd.	22	1024060
4	Messe Muenchen	12	933550
5	Guangdong Grandeur International Exhibition Group	28	911826
6	China Foreign Trade Guangzhou Exhibition General Corp	10	865000
7	Zhenwei Exhibitions	31	752500
8	China National Machinery Industry Corporation	20	748200
9	Reed Sinopharm Exhibitions Co., Ltd.	14	739000
10	Messe Muenchen Shanghai Co., Ltd.	14	710750
11	Haiming International Exhibition Group	26	678560
12	Guangzhou Zhongqi Exhibition Co., Ltd.	8	556000
13	Xiamen Jinhongxin Exhibition Co., Ltd.	8	536000

* Corporate organizers referred in this table exclude government agencies, public institutions, business associations, schools and research institutions.

* This table only refers to the organizers' exhibition data, and excludes the contractors' exhibition data.

* The data in this table exclude Hong Kong, Macao, and Taiwan regions; no data have been obtained from the Tibet Autonomous Region.

* The number and area of the exhibitions in this table are subject to the data published by the organizer. If the organizer haven't released the data, the data published by the venues shall prevail.

* For some companies in this table, their head offices, branches, joint ventures and subsidiaries are calculated separately.

* The data in this table are sorted according to the total exhibition area in descending order.

Appendix 6 List of Top 100 Corporate Organizers with A Exhibition Area Exceeding 100,000 m² in Mainland China in 2018

S/N	Organizer	Exhibition Number	Total Exhibition Area(m ²)
14	Sungao Exhibition&Convention Co., Ltd	11	520000
15	Messe Frankfurt (Shanghai) Co., Ltd.	7	509576
16	ShenZhen HuaJuchen Industry Co., Ltd.	19	505730
17	Adsale Exhibition Services Ltd.	7	500000
18	Guangzhou Guangya Messe Frankfurt Co Ltd.	12	500000
19	Informa Exhibitions Group	12	494300
20	Messe Düsseldorf (Shanghai) Co., Ltd.	8	480300
21	China National Machinery Industry International Co., Ltd.	7	414000
22	Asia Expo Group	9	382057
23	Beijing YASN International Exhibition Co., Ltd.	2	370000
24	Shanghai Modern International Exhibition Co., Ltd.	19	356500
25	Shanghai CHC Exhibition Co.,Ltd	7	355000
26	Aviation Industry Corporation of China, Ltd.	1	350000
27	Messe Frankfurt Exhibition GmbH (Hongkong)	4	348500
28	Liaoning Shengang Exhibition Services Co., Ltd	11	340000
29	China World Trade Center Co., Ltd.	8	334900
30	Guangdong Foxing Exhibition Services Co., Ltd	3	315000
31	UK China Joint Venture Tarsus Hope Exhibition Co., Ltd	6	311000
32	China Sugar and Drink Group Corporation	2	310000
33	UBM China (Shanghai) Co Ltd	3	301548
34	Reed Exhibitions	9	290500
35	China Koelnmesse Co., Ltd.	2	290000
36	Shandong Meibo International Cultural Communication Co., Ltd.	11	283000
37	Beijing Bihai Fishing Tackle Co., Ltd.	2	278000
38	Intex Shanghai Co., Ltd.	5	267000
39	VNU Exhibitions Asia Ltd.	10	261740
40	Donnor Exhibition	4	260000
41	Reed Huabo Exhibitions	4	255000
42	Xiamen Conference & Exhibition Group Inc.	5	250000
43	Beijing Hardware Conference & Exhibition Co, Ltd.	2	250000
44	UBM plc	4	243000
45	Liaoning Medical Device Industry Company	3	240000
46	Bakery China Exhibitions Co, Ltd.	2	238500
47	Harbin Great Wall International Exhibition Co., Ltd.	3	225000
48	Panji International Exhibition (Beijing) Co., Ltd.	7	223000
49	Langfang International Exhibition Group Co., Ltd.	2	222200
50	Beijing Bowan International Exhibition Co., Ltd.	8	220100
51	Sichuan Huazhan Culture Diffusion Co., Ltd.	7	220000
52	Guangzhou Jiuzhou Tarsus Exhibition Co., Ltd.	2	220000
53	Zhejiang Donnor Exhibition Co., Ltd.	5	217000
54	Shanghai Gehua Exhibition Planning Co., Ltd.	8	209500
55	Shanghai Chinese Ink Exhibition Services Co., Ltd.	8	206000
56	Hannover Fairs International GmbH	8	205000
57	Shanghai Ya Hui Exhibition Co., Ltd	7	200900
58	Follow Me Int'l Exhibition (Shanghai), Inc.	3	200000
59	Linyi Jinao Exhibition Co., Ltd.	4	200000
60	UBM Trust Co Ltd	3	200000

S/N	Organizer	Exhibition Number	Total Exhibition Area(m ²)
61	Guangdong International Science & Technology Exhibition Company	3	200000
62	MMI-ZM Trade Fairs (Shanghai) Co., Ltd.	4	198000
63	Beijing Zhenwei Exhibition Co., Ltd.	7	198000
64	Shanghai Yinuo Exhibition Services Co., Ltd.	10	194000
65	China Electronic Appliance CORP.	3	193000
66	Shenzhen Pengcheng Exhibition Planning Co., Ltd.	2	190000
67	Hannover Milano Fairs China Ltd.	10	188340
68	Shandong Xinchenghua Exhibition Co., Ltd.	7	185000
69	ITE Asia Exhibitions Limited,	8	183500
70	China National Automotive Industry Parts Sales Co. Ltd.	3	180000
71	Linyi Shangbo Exhibition Co., Ltd.	2	180000
72	UBM China International Exhibitions	6	176347
73	Chongqing Expo Center Co., Ltd.	3	173000
74	China Great Wall International Exhibition Co.,Ltd.	4	172530
75	Guangzhou Poly Jinhan Exhibition Co.	2	170000
76	Beijing Hanwei Xinheng Exhibition Co., Ltd.	1	170000
77	Tianjin Henhxin Exhibition Co., Ltd.	6	165000
78	CHINA AUTO CAIEC LTD.	2	161341
79	Central China International Expo Center Co., Ltd.	6	161000
80	China National Automotive Industry International Corporation	2	160000
81	Shenzhen United Auto Show Management Co., Ltd.	2	160000
82	Reed Exhibitions (Beijing) Ltd.	1	160000
83	Beijing Jingzheng International Exhibition Co., Ltd	3	156000
84	Xiyou Media Group Co., Ltd.	8	153000
85	Dalian Northern International Exhibition Co., Ltd.	15	153000
86	Shanghai Baiwen Exhibition Co., Ltd.	3	152000
87	Guangzhou First-Class Exhibition Co., Ltd.	7	152000
88	Ningbo Liancheng Exhibition Co., Ltd.	3	151000
89	Shijiazhuang Huicheng Exhibition Co., Ltd.	4	150000
90	Shanghai Xiesheng Exhibition Co., Ltd.	1	150000
91	Shanghai Enterprise Business Exhibition Co., Ltd.	2	150000
92	LISO Group Holdings Limited	4	145000
93	Hong Kong Grandeur International Exhibition Group	6	144000
94	China Koelnmesse Co., Ltd.	3	142122
95	Info Group	5	140000
96	Shanghai Exhibition Co., Ltd.	2	140000
97	Chengdu Tianyi Exhibition Service Ltd. Co.	5	140000
98	Jowell Exhibition Co., Ltd	3	130000
99	Chengdu Kangbo Exhibition Service Ltd. Co.	7	130000
100	Shenzhen Jiebo Exhibition Co., Ltd.	6	129000

Appendix 7

List of International Exhibition (Exposition) Projects Participated in and Hosted Solely by China in 2018

S/N	Exhibition Name	Organizer	Country	City	Start Time	End Time	Exhibition Area Planned (m ²)	Actual Exhibition Area (m ²)	Exhibition Professional Classification
1	M+A 2018	Shanghai Modern International Exhibition Co., Ltd.	Iran	Tehran	2018/1/2	2018/1/5	400	225	Others
2	International Builder's Show	China International Exhibition Center Group Corporation	United States	Orlando	2018/1/9	2018/1/11	270	378	Building decoration
3	KBIS 2018	China International Exhibition Center Group Corporation	United States	Orlando	2018/1/9	2018/1/11	1800	1755	Household appliances
4	CES 2018	China International Exhibition Center Group Corporation	United States	Las Vegas	2018/1/9	2018/1/12	135	135	General
5	Heimtextil 2018	China Arts Inte'l Exhibition Co., Ltd.	Germany	Frankfurt	2018/1/9	2018/1/13	450	570	Textile and apparel & leather products
6	Heimtextil 2018	China Council for the Promotion of International Trade, Textile Industry Sub-Council	Germany	Frankfurt	2018/1/9	2018/1/12	1000	996	Textile and apparel & leather products
7	Heimtextil 2018	Zhejiang Broad International Convention & Exhibition Co., Ltd.	Germany	Frankfurt	2018/1/9	2018/1/12	270	350	Textile and apparel & leather products
8	Heimtextil 2018	China Foreign Trade Centre	Germany	Frankfurt	2018/1/9	2018/1/12	300	216.75	Textile and apparel & leather products
9	CES 2018	CEC Expo	United States	Las Vegas	2018/1/9	2018/1/12	2000	2245.5	General
10	International Builder's Show	Zhejiang Broad International Convention & Exhibition Co., Ltd.	United States	Orlando	2018/1/9	2018/1/11	90	90	Building decoration
11	CES 2018	China Council for the Promotion of International Trade Electronics & information Industry Sub-council	United States	Las Vegas	2018/1/9	2018/1/12	1000	1125	General
12	KBIS 2018	China Chamber of Commerce for Import and Export of Machinery and Electronic Products	United States	Orlando	2018/1/9	2018/1/11	200	144	Household appliances
13	International Builder's Show	China Great Wall International Exhibition Co., Ltd.	United States	Orlando	2018/1/9	2018/1/11	180	324	Building decoration
14	CES 2018	China Chamber of Commerce for Import and Export of Machinery and Electronic Products	United States	Las Vegas	2018/1/9	2018/1/12	1500	1440	General
15	Heimtextil 2018	China Chamber of International Commerce	Germany	Frankfurt	2018/1/9	2018/1/12	800	630	Textile and apparel & leather products
16	Heimtextil 2018	China International Exhibition Center Group Corporation	Germany	Frankfurt	2018/1/9	2018/1/12	180	180	Textile and apparel & leather products
17	Heimtextil 2018	Grand International Exhibition Co., Ltd.	Germany	Frankfurt	2018/1/9	2018/1/12	300	383	Textile and apparel & leather products
18	International Builder's Show	Grand International Exhibition Co., Ltd.	United States	Orlando	2018/1/9	2018/1/11	135	117	Hardware tools
19	CES 2018	Grand International Exhibition Co., Ltd.	United States	Las Vegas	2018/1/9	2018/1/12	3600	356.4	General
20	Heimtextil 2018	China Chamber of Commerce for Import and Export of Textile and Apparel	Germany	Frankfurt	2018/1/9	2018/1/12	200	270	Textile and apparel & leather products
21	The Atlanta International Gift & Home Furnishings Market	Huiyuan Int'l Commerce & Exhibition Co., Ltd.	United States	Atlanta	2018/1/11	2018/1/15	180	45	Textile and apparel & leather products
22	Heimtextil 2018	China Council for the Promotion of International Trade Jiangsu Sub-Council	Germany	Frankfurt	2018/1/11	2018/1/14	100	172.75	Textile and apparel & leather products
23	Domotex 2018	Zhejiang Broad International Convention & Exhibition Co., Ltd.	Germany	Hanover	2018/1/12	2018/1/15	90	81	General

* The data in this table refer to exhibitions(expos) already held abroad by CCPIT after approval in 2017. The deadline for data update is November 13, 2018.

* The data in this table are sorted by exhibition time in ascending order.

S/N	Exhibition Name	Organizer	Country	City	Start Time	End Time	Exhibition Area Planned (m ²)	Actual Exhibition Area (m ²)	Exhibition Professional Classification
24	OPTI Munich 2018	Sinolight International Holdings Corporation	Germany	Munich	2018/1/12	2018/1/14	100	144	Others
25	Domotex 2018	China Chamber of Commerce of Foodstuffs and Native Produce	Germany	Hanover	2018/1/12	2018/1/15	1800	2218.5	General
26	Expo Riva Schuh Spring 2018	China Foreign Trade Centre	Italy	Add answer	2018/1/13	2018/1/16	700	489.8	Textile and apparel & leather products
27	Expo Riva Schuh Spring 2018	Zhejiang Broad International Convention & Exhibition Co., Ltd.	Italy	Add answer	2018/1/13	2018/1/16	500	261	Textile and apparel & leather products
28	Expo Riva Schuh Spring 2018	China Council for the Promotion of International Trade Light Industry Sub-council	Italy	Add answer	2018/1/13	2018/1/16	850	1242	Textile and apparel & leather products
29	International Shoes Winter Exhibition	Poly International Exhibition Co., Ltd.	Italy	Add answer	2018/1/13	2018/1/16	810	1323	Textile and apparel & leather products
30	Expo Riva Schuh Spring 2018	Fujian Fumao Convention and Exhibition Services Co., Ltd.	Italy	Add answer	2018/1/13	2018/1/16	900	950	Textile and apparel & leather products
31	Sign & Graphic Imaging 2018	Shanghai Modern International Exhibition Co., Ltd.	United Arab Emirates	Dubai	2018/1/14	2018/1/16	400	405	Others
32	Auto Mobili 2018	China Council for the Promotion of International Trade, Automotive Industry Committee	United States	Detroit	2018/1/14	2018/1/21	535	91	Transportation & logistics
33	PRÊT-À-PORTER 2018	Poly International Exhibition Co., Ltd.	Brazil	Sao Paulo	2018/1/14	2018/1/17	270	54	Textile and apparel & leather products
34	IMM cologne 2018	Zhejiang Broad International Convention & Exhibition Co., Ltd.	Germany	Cologne	2018/1/15	2018/1/21	180	381.25	General
35	STEELFAB 2018	CMEC International Exhibition Co., Ltd.	United Arab Emirates	Sharjah	2018/1/15	2018/1/18	200	270	Machinery
36	IMM 2018	China Arts Inte'I Exhibition Co., Ltd.	Germany	Cologne	2018/1/15	2018/1/21	450	600	General
37	IMM 2018	Fujian Fumao Convention and Exhibition Services Co., Ltd.	Germany	Cologne	2018/1/15	2018/1/21	300	476.8	General
38	RIDEX 2018	Sinolight International Holdings Corporation	Iran	Tehran	2018/1/16	2018/1/19	180	90	Machinery
39	Chemcolor 2018	China Council for the Promotion of International Trade Chemical Industry Sub-Council	Pakistan	Lahore	2018/1/18	2018/1/20	180	234	Chemical industry
40	Garment Technology Exposition	China Council for the Promotion of International Trade, Zhejiang Provincial Committee	India	New Delhi	2018/1/19	2018/1/22	180	243	Scientific research & technology
41	Interfilierie 2018	Fujian Fumao Convention and Exhibition Services Co., Ltd.	France	Paris	2018/1/20	2018/1/22	99	90	Textile and apparel & leather products
42	INTERSEC 2018	China International Exhibition Center Group Corporation	United Arab Emirates	Dubai	2018/1/21	2018/1/23	650	873	General
43	Intersec Middle East 2018	CEC Expo	United Arab Emirates	Dubai	2018/1/21	2018/1/23	450	526.5	Security & protection
44	Intersec Middle East 2018	Poly International Exhibition Co., Ltd.	United Arab Emirates	Dubai	2018/1/21	2018/1/23	90	81	Security & protection
45	Intersec Middle East 2018	China Chamber of Commerce for Import and Export of Machinery and Electronic Products	United Arab Emirates	Dubai	2018/1/21	2018/1/23	450	1125	Security & protection
46	TEXWORLD Spring 2018	China International Exhibition Center Group Corporation	United States	new York	2018/1/22	2018/1/24	90	180	Textile and apparel & leather products
47	TEXWORLD Spring 2018	China Council for the Promotion of International Trade, Textile Industry Sub-Council	United States	new York	2018/1/22	2018/1/24	10000	2583	Textile and apparel & leather products
48	International Air-Conditioning, Heating, Refrigeration Exposition	CMEC International Exhibition Co., Ltd.	United States	Chicago	2018/1/22	2018/1/24	550	720	Others
49	AHR Expo	Zhejiang Broad International Convention & Exhibition Co., Ltd.	United States	Chicago	2018/1/22	2018/1/24	90	117	General
50	International Air-Conditioning, Heating, Refrigeration Exposition	China Council for the Promotion of International Trade Machinery Sub-Council	United States	Chicago	2018/1/22	2018/1/24	200	362	Others
51	Home Textiles Sourcing Exposition	China Council for the Promotion of International Trade, Ningbo Committee	United States	new York	2018/1/22	2018/1/24	150	99	Textile and apparel & leather products
52	TEXWORLD Spring 2018	China Council for the Promotion of International Trade Jiangsu Sub-Council	United States	new York	2018/1/22	2018/1/24	90	138	Textile and apparel & leather products

Appendix 7 List of International Exhibition (Exposition) Projects Participated in and Hosted Solely by China in 2018

S/N	Exhibition Name	Organizer	Country	City	Start Time	End Time	Exhibition Area Planned (m ²)	Actual Exhibition Area (m ²)	Exhibition Professional Classification
53	International Air-Conditioning, Heating, Refrigeration Exposition	China Chamber of Commerce for Import and Export of Machinery and Electronic Products	United States	Chicago	2018/1/22	2018/1/24	1200	1881	Others
54	DOMOTEX 2018	China Council for the Promotion of International Trade Jiangsu Sub-Council	Germany	Hanover	2018/1/22	2018/1/25	90	312	Building decoration
55	Home Textiles Sourcing Exposition	China Council for the Promotion of International Trade, Zhejiang Provincial Committee	United States	new York	2018/1/22	2018/1/24	90	45	Textile and apparel & leather products
56	TEXWORLD Spring 2018	Fujian Fumao Convention and Exhibition Services Co., Ltd.	United States	new York	2018/1/22	2018/1/24	90	162	Textile and apparel & leather products
57	International Air-Conditioning, Heating, Refrigeration Exposition	China Council for the Promotion of International Trade Beijing Sub-Council	United States	Chicago	2018/1/22	2018/1/24	100	99	Others
58	AHR 2018	China Refrigeration And Air-Conditioning Industry Association	United States	Chicago	2018/1/22	2018/1/24	100	351	Machinery
59	China Textile & Apparel Trade Show New York	China Chamber of Commerce for Import and Export of Textile and Apparel	United States	new York	2018/1/22	2018/1/24	90	85.5	Textile and apparel & leather products
60	INTERPLASTICA 2018	CMEC International Exhibition Co., Ltd.	Russia	Moscow	2018/1/23	2018/1/26	400	360	Others
61	INTERPLASTICA 2018	China National United Equipment Group	Russia	Moscow	2018/1/23	2018/1/26	400	323	Others
62	IPM ESSEN 2018	China Great Wall International Exhibition Co., Ltd.	Germany	Essen	2018/1/23	2018/1/26	90	63	Others
63	INTERPLASTICA 2018	China Council for the Promotion of International Trade Jiangsu Sub-Council	Russia	Moscow	2018/1/23	2018/1/26	90	126	Others
64	World of Concrete	China Great Wall International Exhibition Co., Ltd.	United States	Las Vegas	2018/1/23	2018/1/26	675	666	Building decoration
65	GARTEX 2018	China Council for the Promotion of International Trade Light Industry Sub-council	Bangladesh	Dhaka	2018/1/24	2018/1/27	90	90	Machinery
66	Sewing Equipment Exhibition	China Council for the Promotion of International Trade, Zhejiang Provincial Committee	Bangladesh	Dhaka	2018/1/24	2018/1/27	270	405	Machinery
67	THE NAMM SHOW 2018	China International Exhibition Center Group Corporation	United States	Anaheim	2018/1/25	2018/1/28	1170	2142	General
68	SIA SNOW SHOW 2018 Sourcing Snow	China International Exhibition Center Group Corporation	United States	Denver	2018/1/25	2018/1/28	90	360	Others
69	IMTEX 2018	Poly International Exhibition Co., Ltd.	India	Bangalore	2018/1/25	2018/1/30	500	270	Machinery
70	IMTEX-METALCUTTING & TOOLTECH 2018	China Council for the Promotion of International Trade Machinery Sub-Council	India	Bangalore	2018/1/25	2018/1/30	200	290	Machinery
71	IMTEX-METALCUTTING & TOOLTECH 2018	China Council for the Promotion of International Trade Supply and Marketing Cooperatives Industry Sub-council	India	Bangalore	2018/1/25	2018/1/30	500	240	Machinery
72	Paperworld 2018	China International Exhibition Center Group Corporation	Germany	Frankfurt	2018/1/26	2018/1/30	1620	1296	Consumer goods
73	Paperworld 2018	China Arts Int'l Exhibition Co., Ltd.	Germany	Frankfurt	2018/1/26	2018/1/30	300	437.5	Consumer goods
74	Paperworld 2018	China Foreign Trade Centre	Germany	Frankfurt	2018/1/26	2018/1/30	1800	1663.5	Consumer goods
75	Christmas World	Huiyuan Int'l Commerce & Exhibition Co., Ltd.	Germany	Frankfurt	2018/1/26	2018/1/30	700	539	Gift & crafts
76	Paperworld 2018	China Council for the Promotion of International Trade, Ningbo Committee	Germany	Frankfurt	2018/1/26	2018/1/30	400	360	Consumer goods
77	HOMI MILANO Spring 2018	Fujian Fumao Convention and Exhibition Services Co., Ltd.	Italy	Milan	2018/1/26	2018/1/29	90	90	Consumer goods
78	Paperworld 2018	China Council for the Promotion of International Trade, Zhejiang Provincial Committee	Germany	Frankfurt	2018/1/26	2018/1/30	135	198	Consumer goods
79	Paperworld 2018	Fujian Fumao Convention and Exhibition Services Co., Ltd.	Germany	Frankfurt	2018/1/26	2018/1/31	200	297	Consumer goods
80	Paperworld 2018	China (Fujian) Foreign Trade Center (Holdings) Co., Ltd.	Germany	Frankfurt	2018/1/26	2018/1/30	200	153	Consumer goods
81	HOMI 2018	Huiyuan Int'l Commerce & Exhibition Co., Ltd.	Italy	Milan	2018/1/26	2018/1/29	180	63	General
82	PAPER WORLD 2018	Printing and Printing Equipment Industries Association of China	Germany	Frankfurt	2018/1/27	2018/1/30	45	45	Others
83	PAPER WORLD 2018	Zhejiang Broad International Convention & Exhibition Co., Ltd.	Germany	Frankfurt	2018/1/27	2018/1/30	90	144	Others

S/N	Exhibition Name	Organizer	Country	City	Start Time	End Time	Exhibition Area Planned (m ²)	Actual Exhibition Area (m ²)	Exhibition Professional Classification
84	PAPER WORLD 2018	Huiyuan Int'l Commerce & Exhibition Co., Ltd.	Germany	Frankfurt	2018/1/27	2018/1/30	350	180	Others
85	PAPER WORLD 2018	Grand International Exhibition Co., Ltd.	Germany	Frankfurt	2018/1/27	2018/1/30	300	89.5	Others
86	Paperworld 2018	China Council for the Promotion of International Trade Shanghai Sub-Council	Germany	Frankfurt	2018/1/27	2018/1/30	135	108	Consumer goods
87	ISPO Winter 2018	China International Exhibition Center Group Corporation	Germany	Munich	2018/1/28	2018/1/31	4500	1305	General
88	ProSweets Exhibition	China Food and Packaging Machinery Industry Association	Germany	Cologne	2018/1/28	2018/1/31	108	238.5	Machinery
89	ISPO Winter 2018	Huiyuan Int'l Commerce & Exhibition Co., Ltd.	Germany	Munich	2018/1/28	2018/1/31	270	402	General
90	IMM 2018	Huiyuan Int'l Commerce & Exhibition Co., Ltd.	Germany	Cologne	2018/1/28	2018/1/31	90	188.75	General
91	ISM 2018	Huiyuan Int'l Commerce & Exhibition Co., Ltd.	Germany	Cologne	2018/1/28	2018/1/31	90	100	Food & agricultural products
92	ISPO 2018	China Council for the Promotion of International Trade, Ningbo Committee	Germany	Munich	2018/1/28	2018/1/31	400	297	General
93	ISPO Winter 2018	China Council for the Promotion of International Trade Jiangsu Sub-Council	Germany	Munich	2018/1/28	2018/1/31	90	177	General
94	ISM 2018	Fujian Fumao Convention and Exhibition Services Co., Ltd.	Germany	Cologne	2018/1/28	2018/1/31	108	162	Food & agricultural products
95	ISPO Winter 2018	Fujian Fumao Convention and Exhibition Services Co., Ltd.	Germany	Munich	2018/1/28	2018/1/31	300	341	General
96	Las Vegas Market 2018	Fujian Fumao Convention and Exhibition Services Co., Ltd.	United States	Las Vegas	2018/1/28	2018/2/1	90	98.2	Consumer goods
97	ISM 2018	China Chamber of Commerce of Foodstuffs and Native Produce	Germany	Cologne	2018/1/28	2018/1/31	270	209.5	Food & agricultural products
98	ISPO 2018	Poly International Exhibition Co., Ltd.	Germany	Munich	2018/1/28	2018/1/31	200	90	Culture, education and sporting goods
99	ISPO 2018	Grand International Exhibition Co., Ltd.	Germany	Munich	2018/1/28	2018/1/31	180	869	Culture, education and sporting goods
100	ISPO Winter 2018	China (Fujian) Foreign Trade Center (Holdings) Co., Ltd.	Germany	Munich	2018/1/28	2018/1/31	180	115	General
101	ISPO Winter 2018	China Great Wall International Exhibition Co., Ltd.	Germany	Munich	2018/1/28	2018/1/31	2000	1080	General
102	Steel Market Conference	Metallurgical Council of China Council for the Promotion of International Trade	Iran	Tehran	2018/1/29	2018/1/30	100	54	Machinery
103	Arab Health 2018	China Council for the Promotion of International Trade Jiangsu Sub-Council	United Arab Emirates	Dubai	2018/1/29	2018/2/1	90	319.5	Medical care
104	Arab Health 2018	Poly International Exhibition Co., Ltd.	United Arab Emirates	Dubai	2018/1/29	2018/2/1	90	54	Medical care
105	Photonics West 2018	China International Exhibition Center Group Corporation	United States	San Francisco	2018/1/30	2018/2/1	180	360	Lighting
106	Surfaces 2018	China Great Wall International Exhibition Co., Ltd.	United States	Las Vegas	2018/1/30	2018/2/1	180	711	General
107	Photonics West 2018	China Great Wall International Exhibition Co., Ltd.	United States	San Francisco	2018/1/30	2018/2/1	162	117	Lighting
108	Print Tech Bangladesh	Printing and Printing Equipment Industries Association of China	Bangladesh	Dhaka	2018/1/31	2018/2/3	45	45	Others
109	IPF 2018	CMEC International Exhibition Co., Ltd.	Bangladesh	Dhaka	2018/1/31	2018/2/3	300	234	General
110	LIGHT 2018	CMEC International Exhibition Co., Ltd.	Poland	Warsaw	2018/1/31	2018/2/2	72	72	Lighting
111	YFA EXPO	China Council for the Promotion of International Trade, Textile Industry Sub-Council	Bangladesh	Dhaka	2018/1/31	2018/2/3	2000	1152	Textile and apparel & leather products
112	LIGHT 2018	CEC Expo	Poland	Warsaw	2018/1/31	2018/2/2	225	207	Lighting
113	International Toy Fair Nuremberg Spring 2018	China Foreign Trade Centre	Germany	Nuremberg	2018/1/31	2018/2/4	270	400	General
114	International Toy Fair Nuremberg Spring 2018	China (Fujian) Foreign Trade Center (Holdings) Co., Ltd.	Germany	Nuremberg	2018/1/31	2018/2/4	100	54	General
115	LIGHT 2018	China Great Wall International Exhibition Co., Ltd.	Poland	Warsaw	2018/1/31	2018/2/2	1500	1935	Lighting
116	LIGHT 2018	Grand International Exhibition Co., Ltd.	Poland	Warsaw	2018/1/31	2018/2/2	135	252	Lighting
117	Intergift 2018	Huiyuan Int'l Commerce & Exhibition Co., Ltd.	Spain	Madrid	2018/1/31	2018/2/4	90	72	General

Appendix 7 List of International Exhibition (Exposition) Projects Participated in and Hosted Solely by China in 2018

S/N	Exhibition Name	Organizer	Country	City	Start Time	End Time	Exhibition Area Planned (m ²)	Actual Exhibition Area (m ²)	Exhibition Professional Classification
118	FOOD PACK ASIA	China Chamber of Commerce for Import & Export of Medicines & Health Products	Thailand	Bangkok	2018/2/1	2018/2/4	90	72	Medical care
119	IILF 2018	Fujian Fumao Convention and Exhibition Services Co., Ltd.	India	Chennai	2018/2/1	2018/2/3	90	87	Consumer goods
120	IranInternational Hardware & Tools Exhibition	Sinolight International Holdings Corporation	Iran	Tehran	2018/2/1	2018/2/4	630	126	Hardware tools
121	LIFTECH Expo 2018	China Shippers' Association	Egypt	Cairo	2018/2/1	2018/2/3	400	148.5	Machinery
122	IILF 2018	Poly International Exhibition Co., Ltd.	India	Chennai	2018/2/1	2018/2/3	180	162	Textile and apparel & leather products
123	New York Now 2018	Huiyuan Int'l Commerce & Exhibition Co., Ltd.	United States	new York	2018/2/4	2018/2/7	135	45	General
124	Spring European Showcase for Brands of China 2018	Genertec International Advertising & Exhibition Co., Ltd	United Kingdom	Birmingham	2018/2/4	2018/2/8	1000	495	General
125	Birmingham International Spring Fair 2018	Huiyuan Int'l Commerce & Exhibition Co., Ltd.	United Kingdom	Birmingham	2018/2/4	2018/2/8	180	168.5	General
126	Automechanika Riyadh 2018	Zhejiang Broad International Convention & Exhibition Co., Ltd.	Saudi Arabia	Riyadh	2018/2/5	2018/2/7	180	195	Machinery
127	Automechanika Riyadh 2018	China National Machinery Industry International Co., Ltd.	Saudi Arabia	Riyadh	2018/2/5	2018/2/7	135	126	Machinery
128	CEVISAMA 2018	Grand International Exhibition Co., Ltd.	Spain	Valencia	2018/2/5	2018/2/9	90	158	General
129	AQUA-THERM 2018	China International Exhibition Center Group Corporation	Russia	Moscow	2018/2/6	2018/2/9	90	90	Others
130	AQUA-THERM 2018	CMEC International Exhibition Co., Ltd.	Russia	Moscow	2018/2/6	2018/2/9	800	873	Others
131	EXPO MANUFACTURA	CMEC International Exhibition Co., Ltd.	Mexico	Monterrey	2018/2/6	2018/2/8	180	180	Machinery
132	Singapore Air Show	China Council for the Promotion of International Trade Machinery Sub-Council	Singapore	Singapore	2018/2/6	2018/2/11	100	86	Others
133	Aqua-Therm MOSCOW 2018	China Chamber of Commerce for Import and Export of Machinery and Electronic Products	Russia	Moscow	2018/2/6	2018/2/9	180	63	Others
134	Plexpoindia Exhibition	CMEC International Exhibition Co., Ltd.	India	Gujarat	2018/2/7	2018/2/12	5000	4095	Machinery
135	ISK-SODEX ISTANBU 2018	CMEC International Exhibition Co., Ltd.	Turkey	Istanbul	2018/2/7	2018/2/10	250	126	Energy & minerals
136	Electronics For You Expo 2018	CEC Expo	India	Bangalore	2018/2/7	2018/2/9	72	45	Information & communications
137	NW Show 2018	Fujian Fumao Convention and Exhibition Services Co., Ltd.	United States	Portland	2018/2/7	2018/2/8	90	45	Textile and apparel & leather products
138	ISK-SODEX ISTANBU 2018	China Council for the Promotion of International Trade Beijing Sub-Council	Turkey	Istanbul	2018/2/7	2018/2/10	162	90	Energy & minerals
139	Fruit Logistica 2018	China Chamber of Commerce of Foodstuffs and Native Produce	Germany	Berlin	2018/2/7	2018/2/9	270	278	Food & agricultural products
140	Electronics For You Expo 2018	China Electronic Appliance CORP.	India	Bangalore	2018/2/7	2018/2/9	54	45	Others
141	ISK-SODEX ISTANBU 2018	China Chamber of Commerce for Import and Export of Machinery and Electronic Products	Turkey	Istanbul	2018/2/7	2018/2/10	300	189	Energy & minerals
142	Auto Expo India 2018	Zhejiang Broad International Convention & Exhibition Co., Ltd.	India	New Delhi	2018/2/8	2018/2/11	270	270	Machinery
143	Auto Expo India 2018	China Council for the Promotion of International Trade, Automotive Industry Committee	India	New Delhi	2018/2/8	2018/2/11	500	45	Machinery
144	Auto Expo India 2018	China Council for the Promotion of International Trade Shanghai Sub-Council	India	New Delhi	2018/2/8	2018/2/11	360	63	Machinery
145	Automechanika Ho Chi Minh City 2018	Grand International Exhibition Co., Ltd.	India	New Delhi	2018/2/8	2018/2/11	540	279	Machinery
146	AQUA-THERM 2018	China Great Wall International Exhibition Co., Ltd.	Russia	Moscow	2018/2/8	2018/2/11	350	351	Others
147	AMBIENTE Spring 2018	China International Exhibition Center Group Corporation	Germany	Frankfurt	2018/2/9	2018/2/13	480	190.8	General
148	AMBIENTE Spring 2018	China Arts Inte'l Exhibition Co., Ltd.	Germany	Frankfurt	2018/2/9	2018/2/13	90	265.44	General
149	AMBIENTE Spring 2018	Zhejiang Broad International Convention & Exhibition Co., Ltd.	Germany	Frankfurt	2018/2/9	2018/2/13	180	135	General
150	AMBIENTE Spring 2018	China Foreign Trade Centre	Germany	Frankfurt	2018/2/9	2018/2/13	560	315	General
151	AMBIENTE Spring 2018	Huiyuan Int'l Commerce & Exhibition Co., Ltd.	Germany	Frankfurt	2018/2/9	2018/2/13	270	249.25	General

S/N	Exhibition Name	Organizer	Country	City	Start Time	End Time	Exhibition Area Planned (m ²)	Actual Exhibition Area (m ²)	Exhibition Professional Classification
152	AMBIENTE Spring 2018	China Council for the Promotion of International Trade, Ningbo Committee	Germany	Frankfurt	2018/2/9	2018/2/13	190	190	General
153	AMBIENTE Spring 2018	China Council for the Promotion of International Trade, Zhejiang Provincial Committee	Germany	Frankfurt	2018/2/9	2018/2/13	450	306	General
154	AMBIENTE Spring 2018	China (Fujian) Foreign Trade Center (Holdings) Co., Ltd.	Germany	Frankfurt	2018/2/9	2018/2/13	80	57	General
155	AMBIENTE Spring 2018	Grand International Exhibition Co., Ltd.	Germany	Frankfurt	2018/2/9	2018/2/13	300	243	General
156	AMBIENTE Spring 2018	China Chamber of International Commerce	Germany	Frankfurt	2018/2/9	2018/2/13	300	300	General
157	AMBIENTE Spring 2018	Poly International Exhibition Co., Ltd.	Germany	Frankfurt	2018/2/9	2018/2/13	90	90	General
158	Footwear Sourcing at Magic Spring 2018	China International Exhibition Center Group Corporation	United States	Las Vegas	2018/2/11	2018/2/14	720	450	Textile and apparel & leather products
159	Apparel Sourcing Paris	China International Exhibition Center Group Corporation	France	Paris	2018/2/11	2018/2/14	90	126	Textile and apparel & leather products
160	CTAF/APP Paris Spring 2018	China Council for the Promotion of International Trade, Textile Industry Sub-Council	France	Paris	2018/2/11	2018/2/14	3500	2115	Textile and apparel & leather products
161	Footwear Sourcing at Magic Spring 2018	Chinatex Corporation	United States	Las Vegas	2018/2/11	2018/2/14	1500	603	Textile and apparel & leather products
162	Texworld Fabrics Spring 2018	China Council for the Promotion of International Trade, Textile Industry Sub-Council	France	Paris	2018/2/11	2018/2/14	800	792	Textile and apparel & leather products
163	Footwear Sourcing at Magic Winter 2018	Huiyuan Int'l Commerce & Exhibition Co., Ltd.	United States	Las Vegas	2018/2/11	2018/2/11	2800	1251	Textile and apparel & leather products
164	Footwear Sourcing at Magic Spring 2018	China Council for the Promotion of International Trade, Ningbo Committee	United States	Las Vegas	2018/2/11	2018/2/14	225	126	Textile and apparel & leather products
165	World Shoes Exhibition in Spring	China Foreign Trade Centre	United States	Las Vegas	2018/2/11	2018/2/14	810	630	General
166	Footwear Sourcing at Magic Spring 2018	China Foreign Trade Centre	United States	Las Vegas	2018/2/11	2018/2/14	405	225	Textile and apparel & leather products
167	TEXWORLD 2018	China Council for the Promotion of International Trade, Ningbo Committee	France	Paris	2018/2/11	2018/2/14	600	498	Textile and apparel & leather products
168	Footwear Sourcing at Magic Spring 2018	China Council for the Promotion of International Trade Jiangsu Sub-Council	United States	Las Vegas	2018/2/11	2018/2/14	90	153	Textile and apparel & leather products
169	TexWorld Paris	China Council for the Promotion of International Trade Jiangsu Sub-Council	France	Paris	2018/2/11	2018/2/14	90	63	Textile and apparel & leather products
170	Footwear Sourcing at Magic Spring 2018	China Chamber of Commerce for Import and Export of Light Industrial Products and Arts-Crafts	United States	Las Vegas	2018/2/11	2018/2/14	200	171	Textile and apparel & leather products
171	Expo Riva Schuh Spring 2018	China Council for the Promotion of International Trade Light Industry Sub-council	United States	Las Vegas	2018/2/11	2018/2/14	540	783	General
172	London Fashion Week Spring 2018	China Council for the Promotion of International Trade, Zhejiang Provincial Committee	United Kingdom	London	2018/2/11	2018/2/13	45	54	Textile and apparel & leather products
173	Footwear Sourcing at Magic Spring 2018	Fujian Fumao Convention and Exhibition Services Co., Ltd.	United States	Las Vegas	2018/2/11	2018/2/14	300	513	Textile and apparel & leather products
174	TexWorld Paris	Fujian Fumao Convention and Exhibition Services Co., Ltd.	France	Paris	2018/2/11	2018/2/14	90	153	Textile and apparel & leather products
175	TexWorld Paris	China Council for the Promotion of International Trade, Zhejiang Provincial Committee	France	Paris	2018/2/11	2018/2/14	90	126	Textile and apparel & leather products
176	Footwear Sourcing at Magic Spring 2018	Grand International Exhibition Co., Ltd.	United States	Las Vegas	2018/2/11	2018/2/14	540	747	Textile and apparel & leather products
177	Footwear Sourcing at Magic Spring 2018	Zhejiang Broad International Convention & Exhibition Co., Ltd.	United States	Las Vegas	2018/2/11	2018/2/14	360	171	Textile and apparel & leather products
178	TexWorld Paris	Grand International Exhibition Co., Ltd.	France	Paris	2018/2/11	2018/2/14	360	159	Textile and apparel & leather products
179	Pure London	China Chamber of Commerce for Import and Export of Textile and Apparel	United Kingdom	London	2018/2/11	2018/2/13	90	45	Textile and apparel & leather products
180	Premiere Vision Exposition	China Council for the Promotion of International Trade Shanghai Sub-Council	France	Paris	2018/2/11	2018/2/14	180	150	Textile and apparel & leather products
181	Strategies in Light & The LED show 2018	CEC Expo	United States	Long beach	2018/2/13	2018/2/15	45	45	Lighting

Appendix 7 List of International Exhibition (Exposition) Projects Participated in and Hosted Solely by China in 2018

S/N	Exhibition Name	Organizer	Country	City	Start Time	End Time	Exhibition Area Planned (m ²)	Actual Exhibition Area (m ²)	Exhibition Professional Classification
182	Strategies in Light & The LED show 2018	CMEC International Exhibition Co., Ltd.	United States	Long beach	2018/2/13	2018/2/15	180	90	Lighting
183	Strategies in Light & The LED show 2018	Grand International Exhibition Co., Ltd.	United States	Long beach	2018/2/13	2018/2/15	180	135	Lighting
184	BioFach Germany	China Great Wall International Exhibition Co., Ltd.	Germany	Nuremberg	2018/2/14	2018/2/17	580	580.5	Food & agricultural products
185	Inhorgenta Munich 2018	Huiyuan Int'l Commerce & Exhibition Co., Ltd.	Germany	Munich	2018/2/16	2018/2/19	90	45	Others
186	International Toys Fair	China Gongmei International Exhibition Co., Ltd.	United States	new York	2018/2/17	2018/2/20	600	492	General
187	GULFOOD 2018	Huiyuan Int'l Commerce & Exhibition Co., Ltd.	United Arab Emirates	Dubai	2018/2/18	2018/2/22	90	70.5	Food & agricultural products
188	UK Moda Footwear 2018	Huiyuan Int'l Commerce & Exhibition Co., Ltd.	United Kingdom	Birmingham	2018/2/18	2018/2/20	45	99	Textile and apparel & leather products
189	Gulfood 2018	Fujian Fumao Convention and Exhibition Services Co., Ltd.	United Arab Emirates	Dubai	2018/2/18	2018/2/22	90	90	Food & agricultural products
190	UK Moda Accessories 2018	Fujian Fumao Convention and Exhibition Services Co., Ltd.	United Kingdom	Birmingham	2018/2/18	2018/2/20	100	54	Textile and apparel & leather products
191	Gulfood 2018	China Huayang Economic and Trade Group Co., Ltd.	United Arab Emirates	Dubai	2018/2/18	2018/2/22	1620	1926	Food & agricultural products
192	Gulfood 2018	Shanghai International Trade & Service (Group) Co., Ltd.	United Arab Emirates	Dubai	2018/2/18	2018/2/22	450	270	Food & agricultural products
193	MICAM 2018	Fujian Fumao Convention and Exhibition Services Co., Ltd.	Italy	Milan	2018/2/20	2018/2/22	90	64	Textile and apparel & leather products
194	METAV 2018	China Council for the Promotion of International Trade Machinery Sub-Council	Germany	Dusseldorf	2018/2/20	2018/2/24	100	64	Scientific research & technology
195	Asia Expo & Asian Premium Fair London 2018	Huiyuan Int'l Commerce & Exhibition Co., Ltd.	United Kingdom	London	2018/2/21	2018/2/23	180	279	Gift & crafts
196	SPOEX 2018	China International Exhibition Center Group Corporation	Korea	Seoul	2018/2/22	2018/2/25	90	90	Culture, education and sporting goods
197	ACREX India2018	CMEC International Exhibition Co., Ltd.	India	Bangalore	2018/2/22	2018/2/24	450	162	Others
198	Asia Fashion Expo-Berlin	Huiyuan Int'l Commerce & Exhibition Co., Ltd.	Germany	Berlin	2018/2/22	2018/2/24	360	468	Textile and apparel & leather products
199	International Installation System, Bathroom and Kitchen Equipment, Renewable Energy and Home Automation Technology Exhibition	China International Exhibition Center Group Corporation	India	Bangalore	2018/2/22	2018/2/24	90	117	Others
200	Asia Fashion Expo-Berlin	China Council for the Promotion of International Trade Jiangsu Sub-Council	Germany	Berlin	2018/2/22	2018/2/24	90	324	Textile and apparel & leather products
201	International Graphic Arts Show	Printing and Printing Equipment Industries Association of China	United States	Ford Fort Lauderdale	2018/2/22	2018/2/24	45	45	Others
202	MOTO BIKE EXPO	Sinolight International Holdings Corporation	Turkey	Istanbul	2018/2/22	2018/2/25	90	126	Others
203	ACREX India2018	China Chamber of Commerce for Import and Export of Machinery and Electronic Products	India	Bangalore	2018/2/22	2018/2/24	180	198	Others
204	Asia Apparel Expo-Berlin 2018	China Council for the Promotion of International Trade Shanghai Pudong Sub-Council	Germany	Berlin	2018/2/22	2018/2/24	162	72	Textile and apparel & leather products
205	The One Milano	China Chamber of Commerce of Foodstuffs and Native Produce	Italy	Milan	2018/2/23	2018/2/26	180	918	General
206	The Fair MIDO - International Optics, Optometry and Ophthalmology Exhibition	Sinolight International Holdings Corporation	Italy	Milan	2018/2/24	2018/2/26	800	1287	General
207	Mobile World Congress 2018	China Post International Exhibition Advertising Co., Ltd.	Spain	Barcelona	2018/2/26	2018/3/1	2100	1510.13	Information & communications
208	Mobile World Congress 2018	China Council for the Promotion of International Trade Electronics & information Industry Sub-council	Spain	Barcelona	2018/2/26	2018/3/1	600	1089	Information & communications
209	Equip Auto Algeria 2018	China Council for the Promotion of International Trade Shanghai Sub-Council	Algeria	Algiers	2018/2/26	2018/3/1	90	54	Machinery
210	Mobile World Congress 2018	Grand International Exhibition Co., Ltd.	Spain	Barcelona	2018/2/26	2018/3/1	1000	197	Information & communications

S/N	Exhibition Name	Organizer	Country	City	Start Time	End Time	Exhibition Area Planned (m ²)	Actual Exhibition Area (m ²)	Exhibition Professional Classification
211	Equip Auto Algeria 2018	China National Machinery Industry International Co., Ltd.	Algeria	Algiers	2018/2/26	2018/3/1	180	144	Transportation & logistics
212	IPC APEX EXPO 2018	China International Exhibition Center Group Corporation	United States	San Diego	2018/2/27	2018/3/1	90	45	Others
213	Middle East Toy Fair 2018	China International Exhibition Center Group Corporation	United Arab Emirates	Dubai	2018/2/27	2018/3/1	180	198	Others
214	Photonica 2018	China International Exhibition Center Group Corporation	Russia	Moscow	2018/2/27	2018/3/2	90	90	Scientific research & technology
215	EMBAXPRINT 2018	Printing and Printing Equipment Industries Association of China	Czech Republic	Brno	2018/2/27	2018/3/2	45	121.5	Others
216	Paperworld Middle East 2018	China Foreign Trade Centre	United Arab Emirates	Dubai	2018/2/27	2018/3/1	270	162	Others
217	Paperworld Middle East 2018	Huiyuan Int'l Commerce & Exhibition Co., Ltd.	United Arab Emirates	Dubai	2018/2/27	2018/3/2	90	45	Others
218	Middle East Toy Fair 2018	Huiyuan Int'l Commerce & Exhibition Co., Ltd.	United Arab Emirates	Dubai	2018/2/27	2018/3/1	90	78	Others
219	Aqua-Therm 2018	CMEC International Exhibition Co., Ltd.	Russia	Moscow	2018/2/27	2018/3/2	200	198	Others
220	Propak East Africa 2018	China Food and Packaging Machinery Industry Association	Kenya	Nairobi	2018/2/27	2018/3/1	100	132	Machinery
221	Expo Caoating Moscow 2018	China Council for the Promotion of International Trade Chemical Industry Sub-Council	Russia	Moscow	2018/2/27	2018/3/2	135	279	Building decoration
222	Aqua-Therm 2018	China Chamber of Commerce for Import and Export of Machinery and Electronic Products	Russia	Moscow	2018/2/27	2018/3/2	180	279	Others
223	Paperworld Middle East 2018	Fujian Fumao Convention and Exhibition Services Co., Ltd.	United Arab Emirates	Dubai	2018/2/27	2018/3/1	90	72	Others
224	The International Travel Goods Show	Fujian Fumao Convention and Exhibition Services Co., Ltd.	United States	Las Vegas	2018/2/27	2018/3/1	45	225	Culture, education and sporting goods
225	Food Processed & Packed Industrial Plastic Exhibition	Printing and Printing Equipment Industries Association of China	Kenya	Nairobi	2018/2/27	2018/3/1	45	54	Others
226	IEE EXPO 2018	China Shippers' Association	India	Mumbai	2018/2/27	2018/3/1	800	436.5	Others
227	UNICERA Exposition	China Chamber of Commerce of Metals, Minerals & Chemicals Importers & Exporters	Turkey	Istanbul	2018/2/27	2018/3/3	1000	1174.5	Building decoration
228	TGS 2018	China (Fujian) Foreign Trade Center (Holdings) Co., Ltd.	United States	Las Vegas	2018/2/27	2018/3/1	100	90	General
229	Ingredients RUSSIA	China Council for the Promotion of International Trade, Zhejiang Provincial Committee	Russia	Moscow	2018/2/27	2018/3/2	90	162	Food & agricultural products
230	China Ceramic Kitchen & Bath (Turkey) Brand Exhibition 2018	Trade Development Bureau of the Ministry of Commerce	Turkey	Istanbul	2018/2/27	2018/3/3	1200	1080	Building decoration
231	EXPO 2018	Zhejiang Broad International Convention & Exhibition Co., Ltd.	Panama	Panama City	2018/2/28	2018/3/3	900	657	General
232	EXPO 2018	Genertec International Advertising & Exhibition Co., Ltd.	Panama	Panama City	2018/2/28	2018/3/3	270	144	General
233	IEE EXPO 2018	China Council for the Promotion of International Trade Shanghai Sub-Council	India	Mumbai	2018/2/28	2018/3/2	270	75	Others
234	Metal & Steel 2018	Metallurgical Council of China Council for the Promotion of International Trade	Egypt	Cairo	2018/3/1	2018/3/4	100	120	Machinery
235	PAPS 2018	Genertec International Advertising & Exhibition Co., Ltd.	Pakistan	Lahore	2018/3/2	2018/3/4	1200	927	Others
236	Meditex 2018	China Council for the Promotion of International Trade Shanghai Pudong Sub-Council	Sri Lanka	Colombo	2018/3/2	2018/3/4	135	144	Medical care
237	KBB Birmingham 2018	China International Exhibition Center Group Corporation	United Kingdom	Birmingham	2018/3/4	2018/3/7	540	1170	Building decoration
238	International Hardware Fair Cologne	China International Exhibition Center Group Corporation	Germany	Cologne	2018/3/4	2018/3/7	90	288	Hardware tools
239	APEC 2018	China International Exhibition Center Group Corporation	United States	San Antonio	2018/3/4	2018/3/8	90	54	Others
240	International Hardware Fair Cologne	China Foreign Trade Centre	Germany	Cologne	2018/3/4	2018/3/7	900	889.5	Hardware tools

Appendix 7 List of International Exhibition (Exposition) Projects Participated in and Hosted Solely by China in 2018

S/N	Exhibition Name	Organizer	Country	City	Start Time	End Time	Exhibition Area Planned (m ²)	Actual Exhibition Area (m ²)	Exhibition Professional Classification
241	International Hardware Fair Cologne	CMEC International Exhibition Co., Ltd.	Germany	Cologne	2018/3/4	2018/3/7	810	918	Hardware tools
242	International Hardware Fair Cologne	Zhejiang Broad International Convention & Exhibition Co., Ltd.	Germany	Cologne	2018/3/4	2018/3/7	810	990	Hardware tools
243	International Hardware Fair Cologne	Sinolight International Holdings Corporation	Germany	Cologne	2018/3/4	2018/3/7	1600	297	Hardware tools
244	International Hardware Fair Cologne	Poly International Exhibition Co., Ltd.	Germany	Cologne	2018/3/4	2018/3/7	270	540	Hardware tools
245	International Hardware Fair Cologne	China Council for the Promotion of International Trade Machinery Sub-Council	Germany	Cologne	2018/3/4	2018/3/7	260	45	Hardware tools
246	KBB Birmingham 2018	China Chamber of Commerce for Import and Export of Machinery and Electronic Products	United Kingdom	Birmingham	2018/3/4	2018/3/7	90	45	Building decoration
247	International Hardware Fair Cologne	China Council for the Promotion of International Trade, Ningbo Committee	Germany	Cologne	2018/3/4	2018/3/7	480	315	Hardware tools
248	International Hardware Fair Cologne	China Chamber of Commerce for Import and Export of Machinery and Electronic Products	Germany	Cologne	2018/3/4	2018/3/7	1000	702	Hardware tools
249	International Hardware Fair Cologne	China Council for the Promotion of International Trade Jiangsu Sub-Council	Germany	Cologne	2018/3/4	2018/3/7	90	81.25	Hardware tools
250	International Hardware Fair Cologne	China Council for the Promotion of International Trade, Zhejiang Provincial Committee	Germany	Cologne	2018/3/4	2018/3/7	180	45	Hardware tools
251	International Hardware Fair Cologne	Fujian Fumao Convention and Exhibition Services Co., Ltd.	Germany	Cologne	2018/3/4	2018/3/7	90	90	Hardware tools
252	International Hardware Fair Cologne	Minmetals International Advertising & Exhibition Co., Ltd.	Germany	Cologne	2018/3/4	2018/3/7	1600	900	Hardware tools
253	International Hardware Fair Cologne	China Council for the Promotion of International Trade Light Industry Sub-council	Germany	Cologne	2018/3/4	2018/3/7	720	996	Hardware tools
254	International Hardware Fair Cologne	North International Exhibition Co., Ltd.	Germany	Cologne	2018/3/4	2018/3/7	800	850.5	Hardware tools
255	International Hardware Fair Cologne	China Council for the Promotion of International Trade Shanghai Sub-Council	Germany	Cologne	2018/3/4	2018/3/7	270	360	Hardware tools
256	International Hardware Fair Cologne	Grand International Exhibition Co., Ltd.	Germany	Cologne	2018/3/4	2018/3/7	480	360	Hardware tools
257	Middle East Electricity 2018	CMEC International Exhibition Co., Ltd.	United Arab Emirates	Dubai	2018/3/6	2018/3/8	90	108	General
258	MEE 2018	Huiyuan Int'l Commerce & Exhibition Co., Ltd.	United Arab Emirates	Dubai	2018/3/6	2018/3/8	90	45	Energy & minerals
259	JEC 2018	China Council for the Promotion of International Trade, Building Materials Sub-Council	France	Paris	2018/3/6	2018/3/8	150	126	Building decoration
260	MEE 2018	China Council for the Promotion of International Trade Machinery Sub-Council	United Arab Emirates	Dubai	2018/3/6	2018/3/8	180	144	Energy & minerals
261	MEE 2018	China Chamber of Commerce for Import and Export of Machinery and Electronic Products	United Arab Emirates	Dubai	2018/3/6	2018/3/8	1000	1377	Energy & minerals
262	MEE 2018	China Council for the Promotion of International Trade Electronics & information Industry Sub-council	United Arab Emirates	Dubai	2018/3/6	2018/3/8	420	360	Energy & minerals
263	FIMEC 2018	Fujian Fumao Convention and Exhibition Services Co., Ltd.	Brazil	New hamburger	2018/3/6	2018/3/8	200	226.5	Textile and apparel & leather products
264	MEE 2018	Grand International Exhibition Co., Ltd.	United Arab Emirates	Dubai	2018/3/6	2018/3/8	621	1278	Energy & minerals
265	JEC 2018	China Council for the Promotion of International Trade Shanghai Sub-Council	France	Paris	2018/3/6	2018/3/8	90	99	Building decoration
266	Zhejiang Export Commodities (Guadalajara) Exhibition	China Council for the Promotion of International Trade, Zhejiang Provincial Committee	Mexico	Guadalajara	2018/3/6	2018/3/8	90	900	Food & agricultural products
267	Convergence India	China Council for the Promotion of International Trade Electronics & information Industry Sub-council	India	New Delhi	2018/3/7	2018/3/9	1000	1278	Information & communications
268	ACE 2018	China Council for the Promotion of International Trade Chemical Industry Sub-Council	India	Mumbai	2018/3/8	2018/3/10	594	684	Chemical industry

S/N	Exhibition Name	Organizer	Country	City	Start Time	End Time	Exhibition Area Planned (m ²)	Actual Exhibition Area (m ²)	Exhibition Professional Classification
269	HPB Expo 2018	China Chamber of Commerce for Import and Export and Export of Light Industrial Products and Arts-Crafts	United States	Nashville	2018/3/8	2018/3/10	150	117	Hardware tools
270	MIFF 2018	China Council for the Promotion of International Trade Guangdong committee	Malaysia	Kuala Lumpur	2018/3/8	2018/3/11	3000	1539	Others
271	Nepal International Trade Fair 2018	Trade Development Bureau of the Ministry of Commerce	Nepal	Kathmandu	2018/3/8	2018/3/12	810	1008	General
272	Engredea 2018	China Council for the Promotion of International Trade Chemical Industry Sub-Council	United States	Anaheim	2018/3/9	2018/3/11	270	306	Food & agricultural products
273	Natural Products Expo West 2018	China Chamber of Commerce for Import & Export of Medicines & Health Products	United States	Anaheim	2018/3/9	2018/3/11	360	405	Food & agricultural products
274	Beauty Dusseldorf 2018	Poly International Exhibition Co., Ltd.	Germany	Dusseldorf	2018/3/9	2018/3/11	180	90	Medical care
275	MIFF 2018	Zhejiang Broad International Convention & Exhibition Co., Ltd.	Malaysia	Kuala Lumpur	2018/3/9	2018/3/12	810	702	Others
276	IWA 2018	North International Exhibition Co., Ltd.	Germany	Nuremberg	2018/3/9	2018/3/12	120	220	Leisure & entertainment
277	Engredea & Expo West 2018	China Council for the Promotion of International Trade Agricultural Industry Sub-council	United States	Los Angeles	2018/3/9	2018/3/11	90	90	Food & agricultural products
278	International Hardware Fair Cologne	China Great Wall International Exhibition Co., Ltd.	Germany	Cologne	2018/3/9	2018/3/12	96	156	Hardware tools
279	IHA 2018	China International Exhibition Center Group Corporation	United States	Chicago	2018/3/10	2018/3/13	1000	1341	Consumer goods
280	IHA 2018	China Foreign Trade Centre	United States	Chicago	2018/3/10	2018/3/13	720	684	Consumer goods
281	IHA 2018	Huiyuan Int'l Commerce & Exhibition Co., Ltd.	United States	Chicago	2018/3/10	2018/3/13	180	324	Consumer goods
282	Power Genindia 2018	China Council for the Promotion of International Trade Electronics & information Industry Sub-council	India	New Delhi	2018/3/10	2018/3/14	270	589.5	Energy & minerals
283	IHA 2018	China Council for the Promotion of International Trade, Ningbo Committee	United States	Chicago	2018/3/10	2018/3/13	986	792	Consumer goods
284	CIGRE 2018	China Chamber of Commerce for Import and Export of Machinery and Electronic Products	India	New Delhi	2018/3/10	2018/3/14	800	1125	Energy & minerals
285	IHA 2018	Zhejiang Broad International Convention & Exhibition Co., Ltd.	United States	Chicago	2018/3/10	2018/3/13	180	117	Consumer goods
286	IHA 2018	Fujian Fumao Convention and Exhibition Services Co., Ltd.	United States	Chicago	2018/3/10	2018/3/13	216	396	Consumer goods
287	IHA 2018	China Council for the Promotion of International Trade, Zhejiang Provincial Committee	United States	Chicago	2018/3/10	2018/3/13	135	90	Consumer goods
288	IHA 2018	Grand International Exhibition Co., Ltd.	United States	Chicago	2018/3/10	2018/3/13	648	738	Consumer goods
289	IHA 2018	Poly International Exhibition Co., Ltd.	United States	Chicago	2018/3/10	2018/3/13	90	90	Consumer goods
290	World Consumer Products Exhibition in Spring	Huiyuan Int'l Commerce & Exhibition Co., Ltd.	United States	Las Vegas	2018/3/11	2018/3/14	450	468	Consumer goods
291	Seafood Expo North America 2018	Huiyuan Int'l Commerce & Exhibition Co., Ltd.	United States	Boston	2018/3/11	2018/3/13	135	243	General
292	Seafood Expo North America 2018	China Great Wall International Exhibition Co., Ltd.	United States	Boston	2018/3/11	2018/3/13	270	207	General
293	Drupa Alger 2018	Printing and Printing Equipment Industries Association of China	Algeria	Algiers	2018/3/11	2018/3/13	45	45	Printing
294	World Consumer Products Exhibition in Spring	Fujian Fumao Convention and Exhibition Services Co., Ltd.	United States	Las Vegas	2018/3/11	2018/3/14	90	126	Consumer goods
295	Seafood Expo North America 2018	China Aquatic Products Processing and Marketing Alliance	United States	Boston	2018/3/11	2018/3/13	729	729	General
296	Seafood Expo North America 2018	China Council for the Promotion of International Trade, Zhejiang Provincial Committee	United States	Boston	2018/3/11	2018/3/13	90	252	General
297	International Source Direct Exhibition in Spring	China Foreign Trade Centre	United States	Las Vegas	2018/3/11	2018/3/14	270	180	General

Appendix 7 List of International Exhibition (Exposition) Projects Participated in and Hosted Solely by China in 2018

S/N	Exhibition Name	Organizer	Country	City	Start Time	End Time	Exhibition Area Planned (m ²)	Actual Exhibition Area (m ²)	Exhibition Professional Classification
298	Packaging and Printing Exhibition	CMEC International Exhibition Co., Ltd.	Algeria	Algiers	2018/3/11	2018/3/13	151	162	Machinery
299	ASD/AMD Trade Show Spring 2018	Poly International Exhibition Co., Ltd.	United States	Las Vegas	2018/3/11	2018/3/14	90	90	General
300	The Big Show Oman 2018	China Council for the Promotion of International Trade Liaoning Sub-Council	Oman	Muscat	2018/3/12	2018/3/14	1000	144	Building decoration
301	MCE Exhibition	China International Exhibition Center Group Corporation	Italy	Milan	2018/3/13	2018/3/16	270	270	Others
302	International Stationery Exhibition	China Foreign Trade Centre	Russia	Moscow	2018/3/13	2018/3/15	144	252	General
303	BAUMA ConEXPO AFRICA	CMEC International Exhibition Co., Ltd.	South Africa	Johannesburg	2018/3/13	2018/3/16	100	99	Machinery
304	BAUMA ConEXPO AFRICA	China Council for the Promotion of International Trade Machinery Sub-Council	South Africa	Johannesburg	2018/3/13	2018/3/16	2000	715.5	Machinery
305	MCE Exhibition	CMEC International Exhibition Co., Ltd.	Italy	Milan	2018/3/13	2018/3/16	200	387	Others
306	OFC 2018	China Council for the Promotion of International Trade Electronics & Information Industry Sub-council	United States	San Diego	2018/3/13	2018/3/15	90	45	Information & communications
307	HOMI Exhibition	China Chamber of Commerce for Import and Export of Machinery and Electronic Products	Italy	Milan	2018/3/13	2018/3/16	2500	1890	General
308	MOSSHOES 2018	China Chamber of Commerce for Import and Export of Light Industrial Products and Arts-Crafts	Russia	Moscow	2018/3/13	2018/3/16	200	144	Textile and apparel & leather products
309	Zhejiang Export Commodities (Saudi) Fair	Zhejiang Broad International Convention & Exhibition Co., Ltd.	Saudi Arabia	Jeddah	2018/3/13	2018/3/16	1350	1170	Building decoration
310	MOSSHOES 2018	Poly International Exhibition Co., Ltd.	Russia	Moscow	2018/3/13	2018/3/16	360	612	Textile and apparel & leather products
311	HOMI Exhibition	China Council for the Promotion of International Trade Beijing Sub-Council	Italy	Milan	2018/3/13	2018/3/16	60	71	General
312	BAUMA ConEXPO AFRICA	China International Exhibition Center Group Corporation	South Africa	Johannesburg	2018/3/13	2018/3/16	90	225	Machinery
313	Textileprom Spring 2018	Zhejiang Broad International Convention & Exhibition Co., Ltd.	Russia	Moscow	2018/3/13	2018/3/16	180	57	Textile and apparel & leather products
314	BAUMA ConEXPO AFRICA	China Construction Machinery Association	South Africa	Johannesburg	2018/3/13	2018/3/16	2200	432	Machinery
315	HOSPITA 2018	China Chamber of Commerce for Import & Export of Medicines & Health Products	Brazil	Sao Paulo	2018/3/13	2018/3/15	90	45	Medical care
316	ITIF 2018	China International Center For Economic And Technical Exchanges	Pakistan	Karachi	2018/3/13	2018/3/15	3000	1377	General
317	Energy Storage Europe 2018	China International Exhibition Center Group Corporation	Germany	Dusseldorf	2018/3/13	2018/3/15	150	99	Energy & minerals
318	ASIA PACIFIC MARITIME 2018	China Council for the Promotion of International Trade Machinery Sub-Council	Singapore	Singapore	2018/3/14	2018/3/16	100	51	Others
319	Korea International Safety & Security Expo 2018	China Chamber of Commerce for Import and Export of Machinery and Electronic Products	Korea	Seoul	2018/3/14	2018/3/16	90	90	Security & protection
320	ASIA PACIFIC MARITIME 2018	China Chamber of Commerce for Import and Export of Machinery and Electronic Products	Singapore	Singapore	2018/3/14	2018/3/16	1600	1593	Others
321	WORLDBEX 2018	Grand International Exhibition Co., Ltd.	Philippines	Manila	2018/3/14	2018/3/18	90	135	Building decoration
322	GrindTec 2018	Sinomach Exhibition Co., Ltd.	Germany	Augsburg	2018/3/14	2018/3/17	260	464	Hardware tools
323	WIN EURASIA 2018	CMEC International Exhibition Co., Ltd.	Turkey	Istanbul	2018/3/15	2018/3/18	200	180	Machinery
324	WIN EURASIA 2018	China Council for the Promotion of International Trade Machinery Sub-Council	Turkey	Istanbul	2018/3/15	2018/3/18	200	288	Machinery
325	KIMES 2018	China Chamber of Commerce for Import & Export of Medicines & Health Products	Korea	Seoul	2018/3/15	2018/3/18	90	54	Medical care
326	ASIA PACIFIC MARITIME 2018	China Council for the Promotion of International Trade Jiangsu Sub-Council	Singapore	Singapore	2018/3/15	2018/3/16	90	210	Others
327	COSMOPROF 2018	China Council for the Promotion of International Trade, Zhejiang Provincial Committee	Italy	Bologna	2018/3/15	2018/3/19	135	108	General
328	WIN EURASIA 2018	Poly International Exhibition Co., Ltd.	Turkey	Istanbul	2018/3/15	2018/3/18	108	108	Machinery
329	IWA 2018	China Great Wall International Exhibition Co., Ltd.	Germany	Nuremberg	2018/3/15	2018/3/18	800	175.5	Leisure & entertainment

S/N	Exhibition Name	Organizer	Country	City	Start Time	End Time	Exhibition Area Planned (m ²)	Actual Exhibition Area (m ²)	Exhibition Professional Classification
330	WIN EURASIA 2018	China Great Wall International Exhibition Co., Ltd.	Turkey	Istanbul	2018/3/15	2018/3/18	180	135	Machinery
331	Agri Vietnam 2018	China National Chemical Information Centre Co., Ltd.	Vietnam	Ho Chi Minh City	2018/3/15	2018/3/16	261	45	Agricultural machinery & pesticides
332	SALMED 2018	China Chamber of Commerce for Import & Export of Medicines & Health Products	Poland	Poznan	2018/3/15	2018/3/17	90	45	Medical care
333	Medical Fair India 2018	CMEC International Exhibition Co., Ltd.	India	Mumbai	2018/3/16	2018/3/18	600	486	Medical care
334	Vision Expo East 2018	Sinolight International Holdings Corporation	United States	New York	2018/3/16	2018/3/18	200	162	General
335	Cosmoprof Worldwide Bologna	Poly International Exhibition Co., Ltd.	Italy	Bologna	2018/3/16	2018/3/19	360	216	Chemical industry
336	Medical Fair India 2018	China Chamber of Commerce for Import & Export of Medicines & Health Products	India	Mumbai	2018/3/16	2018/3/18	270	291	Medical care
337	BIEL light + building Buenos Aires 2018	China Great Wall International Exhibition Co., Ltd.	Germany	Frankfurt	2018/3/16	2018/3/27	270	209	Building decoration
338	MEDICAL FAIR INDIA	Poly International Exhibition Co., Ltd.	India	Mumbai	2018/3/16	2018/3/18	90	63	Medical care
339	Light + Building 2018	Zhejiang Broad International Convention & Exhibition Co., Ltd.	Germany	Frankfurt	2018/3/18	2018/3/24	90	45	Lighting
340	Light + Building Expo	CMEC International Exhibition Co., Ltd.	Germany	Frankfurt	2018/3/18	2018/3/23	739	945	General
341	Light + Building 2018	CEC Expo	Germany	Frankfurt	2018/3/18	2018/3/23	400	552.7	Lighting
342	Light + Building Expo	Genertec International Advertising & Exhibition Co., Ltd.	Germany	Frankfurt	2018/3/18	2018/3/23	360	234	General
343	Light + Building Expo	China Council for the Promotion of International Trade, Ningbo Committee	Germany	Frankfurt	2018/3/18	2018/3/23	495	213	General
344	Light + Building Expo	China Council for the Promotion of International Trade Light Industry Sub-council	Germany	Frankfurt	2018/3/18	2018/3/23	360	239	General
345	Light + Building 2018	China Chamber of Commerce for Import and Export of Machinery and Electronic Products	Germany	Frankfurt	2018/3/18	2018/3/23	180	72	Lighting
346	Light + Building Expo	China Council for the Promotion of International Trade Guangzhou committee	Germany	Frankfurt	2018/3/18	2018/3/23	300	211	General
347	Light + Building Expo	Grand International Exhibition Co., Ltd.	Germany	Frankfurt	2018/3/18	2018/3/24	720	1027.25	General
348	MECS 2018	China Council for the Promotion of International Trade Chemical Industry Sub-Council	United Arab Emirates	Dubai	2018/3/19	2018/3/21	900	1179	Building decoration
349	Anuga FoodTec	China Food and Packaging Machinery Industry Association	Germany	Cologne	2018/3/20	2018/3/23	600	940	Machinery
350	AMPER Trade Fair 2018	CEC Expo	Czech Republic	Brno	2018/3/20	2018/3/23	45	69	Information & communications
351	MIPS/Securika 2018	CEC Expo	Russia	Moscow	2018/3/20	2018/3/23	200	378	Security & protection
352	SITL Paris 2018	China Council for the Promotion of International Trade Machinery Sub-Council	France	Paris	2018/3/20	2018/3/23	100	54	Transportation & logistics
353	Techtextil Russia	China Council for the Promotion of International Trade, Textile Industry Sub-Council	Russia	Moscow	2018/3/20	2018/3/23	450	351	Textile and apparel & leather products
354	SIHH 2018	China Council for the Promotion of International Trade Light Industry Sub-council	Switzerland	Basel	2018/3/20	2018/3/29	150	241.5	Gift & crafts
355	MIPS/Securika 2018	China Chamber of Commerce for Import and Export of Machinery and Electronic Products	Russia	Moscow	2018/3/20	2018/3/23	90	45	Security & protection
356	EXPOPRINT LATIN AMERICA 2018	Printing and Printing Equipment Industries Association of China	Brazil	Sao Paulo	2018/3/20	2018/3/24	45	850.5	Printing
357	TEXTILE GPROM	Huiyuan Int'l Commerce & Exhibition Co., Ltd.	Russia	Moscow	2018/3/20	2018/3/23	180	144	Textile and apparel & leather products
358	OTC ASIA 2018	China Petroleum & Petrochemical Equipment Industry Association	Malaysia	Kuala Lumpur	2018/3/20	2018/3/23	144	144	Energy & minerals
359	Interwire Trade Exhibition 2018	China Council for the Promotion of International Trade Shanghai Pudong Sub-Council	Russia	Moscow	2018/3/20	2018/3/22	360	243	Others

Appendix 7 List of International Exhibition (Exposition) Projects Participated in and Hosted Solely by China in 2018

S/N	Exhibition Name	Organizer	Country	City	Start Time	End Time	Exhibition Area Planned (m ²)	Actual Exhibition Area (m ²)	Exhibition Professional Classification
360	IHRSA 2018	China International Exhibition Center Group Corporation	United States	San Diego	2018/3/21	2018/3/24	90	117	Leisure & entertainment
361	Global Pet Expo 2018	China Great Wall International Exhibition Co., Ltd.	United States	Orlando	2018/3/21	2018/3/23	1200	1296	Others
362	FENSTERBAU 2018	China Great Wall International Exhibition Co., Ltd.	Germany	Nuremberg	2018/3/21	2018/3/24	850	328.5	Building decoration
363	ISA Sign Expo 2018	CEC Expo	United States	Orlando	2018/3/22	2018/3/24	45	45	Information & communications
364	Seoul International Sourcing Fair	Huiyuan Int'l Commerce & Exhibition Co., Ltd.	Korea	Seoul	2018/3/22	2018/3/25	135	54	Consumer goods
365	EXPO MED 2018	CMEC International Exhibition Co., Ltd.	Turkey	Istanbul	2018/3/22	2018/3/25	150	162	Medical care
366	TURKCOAT & Paint Istanbul 2018	China Council for the Promotion of International Trade Chemical Industry Sub-Council	Turkey	Istanbul	2018/3/22	2018/3/24	180	207	Chemical industry
367	RT Expo & Summit 2018	China Council for the Promotion of International Trade Zhuhai Sub-Council	Egypt	Cairo	2018/3/22	2018/3/23	3000	396	Others
368	Expomed 2018	China Council for the Promotion of International Trade Jiangsu Sub-Council	Turkey	Istanbul	2018/3/22	2018/3/25	90	250	Medical care
369	EXPO MED 2018	China Chamber of Commerce for Import & Export of Medicines & Health Products	Turkey	Istanbul	2018/3/22	2018/3/25	90	45	Medical care
370	International Dye Industry Exhibition	China National Chemical Information Centre Co., Ltd.	Turkey	Istanbul	2018/3/22	2018/3/24	90	114	Others
371	INAPA 2018	Grand International Exhibition Co., Ltd.	Indonesia	Jakarta	2018/3/22	2018/3/24	1900	534	Transportation & logistics
372	Harrogate International Nursery Fair	Fujian Fumao Convention and Exhibition Services Co., Ltd.	United Kingdom	Harrogate	2018/3/25	2018/3/27	90	90	Consumer goods
373	Harrogate International Nursery Fair	China Council for the Promotion of International Trade Shanghai Sub-Council	United Kingdom	Harrogate	2018/3/25	2018/3/27	90	153	Consumer goods
374	Sportshow 15 Moscow	China International Exhibition Center Group Corporation	Russia	Moscow	2018/3/27	2018/3/29	90	72	Culture, education and sporting goods
375	CPhI Worldwide 2018	China Chamber of Commerce for Import & Export of Medicines & Health Products	Indonesia	Jakarta	2018/3/27	2018/3/29	360	432	Medical care
376	Food Nigeria 2018	China Chamber of Commerce for Import & Export of Medicines & Health Products	Nigeria	Lagos	2018/3/27	2018/3/29	90	90	Food & agricultural products
377	CPhI Worldwide 2018	China Council for the Promotion of International Trade Chemical Industry Sub-Council	Indonesia	Jakarta	2018/3/27	2018/3/29	90	100	Medical care
378	Textile Asia 2018	China Chamber of Commerce for Import and Export of Textile and Apparel	Pakistan	Karachi	2018/3/27	2018/3/29	450	738	Machinery
379	Inter Auto 2018	China Chamber of Commerce for Import and Export of Machinery and Electronic Products	Russia	Kazan	2018/3/28	2018/3/30	90	603	Transportation & logistics
380	Zhejiang Export Commodities (Kazan) Exhibition	Zhejiang Broad International Convention & Exhibition Co., Ltd.	Republic of Tatarstan	Kazan	2018/3/28	2018/3/30	900	900	Transportation & logistics
381	Coating Korea	China National Chemical Information Centre Co., Ltd.	Korea	Incheon	2018/3/28	2018/3/30	45	45	Others
382	Inter Auto 2018	China Council for the Promotion of International Trade Shanghai Pudong Sub-Council	Russia	Kazan	2018/3/28	2018/3/30	540	486	Transportation & logistics
383	IATF Spring 2018	China International Exhibition Center Group Corporation	United Arab Emirates	Dubai	2018/4/2	2018/4/4	810	531	General
384	Hardware and Tools Middle East 2018	Zhejiang Broad International Convention & Exhibition Co., Ltd.	United Arab Emirates	Dubai	2018/4/2	2018/4/4	180	90	General
385	Hardware + Tools 2018	China Chamber of Commerce for Import and Export of Machinery and Electronic Products	United Arab Emirates	Dubai	2018/4/2	2018/4/4	450	369	Hardware tools
386	Hardware & Tools Middle East	Poly International Exhibition Co., Ltd.	United Arab Emirates	Dubai	2018/4/2	2018/4/4	90	90	Hardware tools
387	CTT 2018	China International Exhibition Center Group Corporation	Russia	Moscow	2018/4/3	2018/4/6	270	999	General
388	SIMTOS 2018	CMEC International Exhibition Co., Ltd.	Korea	Seoul	2018/4/3	2018/4/7	400	198	Machinery
389	SIMTOS 2018	China Council for the Promotion of International Trade Machinery Sub-Council	Korea	Seoul	2018/4/3	2018/4/7	200	531	Machinery

S/N	Exhibition Name	Organizer	Country	City	Start Time	End Time	Exhibition Area Planned (m ²)	Actual Exhibition Area (m ²)	Exhibition Professional Classification
390	Kazakhstan International Automotive Expo 2018	China Chamber of Commerce for Import and Export of Machinery and Electronic Products	Kazakhstan	Astana	2018/4/3	2018/4/5	90	108	Others
391	Kazakhstan International Automotive Expo 2018	China Arts Inte'I Exhibition Co., Ltd.	Kazakhstan	Astana	2018/4/3	2018/4/5	90	144	Others
392	Kazakhstan International Automotive Expo 2018	China Great Wall International Exhibition Co., Ltd.	Kazakhstan	Astana	2018/4/3	2018/4/5	90	126	Others
393	Kazakhstan International Automotive Expo 2018	Zhejiang Broad International Convention & Exhibition Co., Ltd.	Kazakhstan	Astana	2018/4/3	2018/4/5	270	108	Others
394	Kazakhstan International Automotive Expo 2018	China Council for the Promotion of International Trade, Automotive Industry Committee	Kazakhstan	Astana	2018/4/3	2018/4/5	90	174	Others
395	Kazakhstan International Automotive Expo 2018	China Council for the Promotion of International Trade Shanghai Sub-Council	Kazakhstan	Astana	2018/4/3	2018/4/5	90	90	General
396	EXPOSTONE 2018	China Great Wall International Exhibition Co., Ltd.	Russia	Moscow	2018/4/3	2018/4/6	150	45	Building decoration
397	Mos Build 2018	China Council for the Promotion of International Trade Shanghai Sub-Council	Russia	Moscow	2018/4/3	2018/4/6	90	45	Building decoration
398	Mos Build 2018	China Council for the Promotion of International Trade Light Industry Sub-council	Russia	Moscow	2018/4/3	2018/4/6	180	126	Building decoration
399	INDO INTER TEX 2018	China Council for the Promotion of International Trade, Textile Industry Sub-Council	Indonesia	Jakarta	2018/4/4	2018/4/7	2000	1944	Textile and apparel & leather products
400	INACHEM Exhibition	China National Chemical Information Centre Co., Ltd.	Indonesia	Jakarta	2018/4/4	2018/4/7	90	171	Chemical industry
401	INDO INTERTEX	China Chamber of Commerce for Import and Export of Machinery and Electronic Products	Indonesia	Jakarta	2018/4/4	2018/4/7	900	792	Machinery
402	Automechanika Istanbul 2018	CMEC International Exhibition Co., Ltd.	Turkey	Istanbul	2018/4/5	2018/4/8	540	657	Others
403	Automechanika Istanbul 2018	China Council for the Promotion of International Trade Machinery Sub-Council	Turkey	Istanbul	2018/4/5	2018/4/8	100	90	Others
404	Automechanika Istanbul 2018	China Arts Inte'I Exhibition Co., Ltd.	Turkey	Istanbul	2018/4/5	2018/4/8	300	801	Others
405	Automechanika Istanbul 2018	China Council for the Promotion of International Trade, Ningbo Committee	Turkey	Istanbul	2018/4/5	2018/4/8	72	54	Others
406	Automechanika Istanbul 2018	Zhejiang Broad International Convention & Exhibition Co., Ltd.	Turkey	Istanbul	2018/4/5	2018/4/8	270	135	Others
407	Automechanika Istanbul 2018	China Council for the Promotion of International Trade Jiangsu Sub-Council	Turkey	Istanbul	2018/4/5	2018/4/8	90	90	Others
408	Automechanika Istanbul 2018	Sinolight International Holdings Corporation	Turkey	Istanbul	2018/4/5	2018/4/8	180	198	Others
409	TAPA Show 2018	Zhejiang Broad International Convention & Exhibition Co., Ltd.	Thailand	Bangkok	2018/4/5	2018/4/8	270	270	General
410	Automechanika Istanbul 2018	China Council for the Promotion of International Trade, Automotive Industry Committee	Turkey	Istanbul	2018/4/5	2018/4/8	135	128	Others
411	Automechanika Istanbul 2018	China Council for the Promotion of International Trade Shanghai Sub-Council	Turkey	Istanbul	2018/4/5	2018/4/8	135	108	Machinery
412	TAPA Show 2018	Grand International Exhibition Co., Ltd.	Thailand	Bangkok	2018/4/5	2018/4/8	450	342	General
413	Automechanika Istanbul 2018	China Great Wall International Exhibition Co., Ltd.	Turkey	Istanbul	2018/4/5	2018/4/8	900	609	Others
414	Automechanika Istanbul 2018	China Chamber of Commerce for Import and Export of Machinery and Electronic Products	Turkey	Istanbul	2018/4/5	2018/4/8	90	117	Others
415	Automechanika Istanbul 2018	China National Machinery Industry International Co., Ltd.	Turkey	Istanbul	2018/4/5	2018/4/8	600	558	Machinery
416	TAPA 2018 China Brand Show	Genertec International Advertising & Exhibition Co., Ltd.	Thailand	Bangkok	2018/4/5	2018/4/8	2000	1575	Transportation & logistics
417	Automechanika Istanbul 2018	Poly International Exhibition Co., Ltd.	Turkey	Istanbul	2018/4/5	2018/4/8	90	90	Machinery
418	TECHAGRO 2018	CMEC International Exhibition Co., Ltd.	Czech Republic	Brno	2018/4/8	2018/4/12	180	900	Agricultural machinery & pesticides

Appendix 7 List of International Exhibition (Exposition) Projects Participated in and Hosted Solely by China in 2018

S/N	Exhibition Name	Organizer	Country	City	Start Time	End Time	Exhibition Area Planned (m ²)	Actual Exhibition Area (m ²)	Exhibition Professional Classification
419	MODEX 2018	China Council for the Promotion of International Trade Machinery Sub-Council	United States	Atlanta	2018/4/9	2018/4/12	100	99	Transportation & logistics
420	MACH Expo	China Council for the Promotion of International Trade Machinery Sub-Council	United Kingdom	Birmingham	2018/4/9	2018/4/13	100	216	Machinery
421	Supplieside East 2018	China Chamber of Commerce for Import & Export of Medicines & Health Products	United States	Sicos	2018/4/9	2018/4/11	90	90	Food & agricultural products
422	NAB Show 2018	China Council for the Promotion of International Trade Electronics & information Industry Sub-council	United States	Las Vegas	2018/4/9	2018/4/12	180	180	Information & communications
423	Dubai Investment Conference and China Energy Industry Image Showcase	Trade Development Bureau of the Ministry of Commerce	United Arab Emirates	Dubai	2018/4/9	2018/4/11	400	163	Energy & minerals
424	FEICON BATIMAT 2018	China International Exhibition Center Group Corporation	Brazil	Sao Paulo	2018/4/10	2018/4/13	315	252	Building decoration
425	Prolight+sound 2018	China International Exhibition Center Group Corporation	Germany	Frankfurt	2018/4/10	2018/4/13	360	495	Lighting
426	International Analytica Instrument Exhibition	China International Exhibition Center Group Corporation	Germany	Munich	2018/4/10	2018/4/13	90	234	Scientific research & technology
427	Ceramitec Exhibition	China International Exhibition Center Group Corporation	Germany	Munich	2018/4/10	2018/4/13	300	433	Others
428	Drives & Controls 2018	CMEC International Exhibition Co., Ltd.	United Kingdom	Birmingham	2018/4/10	2018/4/12	180	288	Machinery
429	ACS 2018	China Council for the Promotion of International Trade Chemical Industry Sub-Council	United States	Indianapolis	2018/4/10	2018/4/12	1530	1890	Chemical industry
430	FEICON BATIMAT 2018	China Chamber of Commerce of Metals ,Minerals & Chemicals Importers & Exporters	Brazil	Sao Paulo	2018/4/10	2018/4/13	2000	1600	Building decoration
431	Supplieside East 2018	China Council for the Promotion of International Trade Chemical Industry Sub-Council	United States	Sicos	2018/4/10	2018/4/11	135	72	Food & agricultural products
432	Ceramitec 2018	China Council for the Promotion of International Trade, Building Materials Sub-Council	Germany	Munich	2018/4/10	2018/4/13	200	316	Others
433	FEICON BATIMAT 2018	North International Exhibition Co., Ltd.	Brazil	Sao Paulo	2018/4/10	2018/4/13	90	135	Building decoration
434	Ceramitec Exhibition	China Chamber of Commerce of Metals ,Minerals & Chemicals Importers & Exporters	Germany	Munich	2018/4/10	2018/4/13	90	90	Others
435	Fastener Fair USA 2018	China Council for the Promotion of International Trade Shanghai Sub-Council	United States	Cleveland	2018/4/10	2018/4/12	90	90	Hardware tools
436	Prolight+sound 2018	China Council for the Promotion of International Trade Guangzhou committee	Germany	Frankfurt	2018/4/10	2018/4/13	120	180	Lighting
437	FEICON BATIMAT 2018	Grand International Exhibition Co., Ltd.	Brazil	Sao Paulo	2018/4/10	2018/4/13	105	184.5	Hardware tools
438	China Brand Show	Trade Development Bureau of the Ministry of Commerce	Brazil	Sao Paulo	2018/4/10	2018/4/13	1600	1470	Building decoration
439	Musikmesse 2018	China International Exhibition Center Group Corporation	Germany	Frankfurt	2018/4/11	2018/4/14	1440	774	Leisure & entertainment
440	Photonics Seoul 2018	China International Exhibition Center Group Corporation	Korea	Seoul	2018/4/11	2018/4/13	90	45	Energy & minerals
441	International Textile Fabrics and Garment Accessories Exhibition	Huiyuan Int'l Commerce & Exhibition Co., Ltd.	Vietnam	Ho Chi Minh City	2018/4/11	2018/4/14	90	225	Textile and apparel & leather products
442	ISC West 2018	CEC Expo	United States	Las Vegas	2018/4/11	2018/4/13	100	45	Security & protection
443	Die& Mould India 2018	China Council for the Promotion of International Trade Machinery Sub-Council	India	Mumbai	2018/4/11	2018/4/14	100	66	Machinery
444	IPhEB Russia 2018	China Chamber of Commerce for Import & Export of Medicines & Health Products	Russia	St. Petersburg	2018/4/11	2018/4/13	360	270	Medical care
445	ISC West 2018	China Chamber of Commerce for Import & Export of Machinery and Electronic Products	United States	Las Vegas	2018/4/11	2018/4/13	2000	2025	General
446	VIETNAM EXPO 2018	Huiyuan Int'l Commerce & Exhibition Co., Ltd.	Vietnam	Hanoi	2018/4/11	2018/4/14	180	117	General
447	VIETNAM EXPO 2018	China Council for the Promotion of International Trade Yunnan Sub-Council	Vietnam	Hanoi	2018/4/11	2018/4/14	180	162	General

S/N	Exhibition Name	Organizer	Country	City	Start Time	End Time	Exhibition Area Planned (m ²)	Actual Exhibition Area (m ²)	Exhibition Professional Classification
448	International Trade Fair	China Chamber of Commerce for Import and Export of Machinery and Electronic Products	Pakistan	Rawalpindi	2018/4/11	2018/4/15	900	297	Others
449	FIBO 2018	China International Exhibition Center Group Corporation	Germany	Cologne	2018/4/12	2018/4/15	360	936	General
450	FIBO 2018	Reed Sinopharm Exhibitions Co., Ltd.	Germany	Cologne	2018/4/12	2018/4/15	2200	3205.5	General
451	EXPOPERU INDUSTRIAL 2018	CMEC International Exhibition Co., Ltd.	Peru	Lima	2018/4/12	2018/4/15	72	72	Machinery
452	Consumer Electronics & Photo Expo 2018	CEC Expo	Russia	Moscow	2018/4/12	2018/4/14	108	45	General
453	Agritech Expo Zambia 2018	China National Chemical Information Centre Co., Ltd.	Zambia	Chisamba town	2018/4/12	2018/4/14	90	50	Agricultural machinery & pesticides
454	IDS 2018	Minmetals International Advertising & Exhibition Co., Ltd.	Singapore	Singapore	2018/4/13	2018/4/15	90	90	Others
455	IDS 2018	Sinolight International Holdings Corporation	Singapore	Singapore	2018/4/13	2018/4/15	90	108	Medical care
456	Waste Expo	Metallurgical Council of China Council for the Promotion of International Trade	United States	Las Vegas	2018/4/14	2018/4/19	100	50	Machinery
457	Tube & Wire Exhibition	CMEC International Exhibition Co., Ltd.	Germany	Dusseldorf	2018/4/16	2018/4/20	1500	1656	Building decoration
458	NEFTEGAZ 2018	CMEC International Exhibition Co., Ltd.	Russia	Moscow	2018/4/16	2018/4/19	300	378	Energy & minerals
459	Tube & Wire Exhibition	China Council for the Promotion of International Trade Machinery Sub-Council	Germany	Dusseldorf	2018/4/16	2018/4/20	1200	1405	Building decoration
460	Alimentaria Barcelona 2018	China Chamber of Commerce of Foodstuffs and Native Produce	Spain	Barcelona	2018/4/16	2018/4/19	270	558	Food & agricultural products
461	Tube & Wire Exhibition	China Council for the Promotion of International Trade Jiangsu Sub-Council	Germany	Dusseldorf	2018/4/16	2018/4/20	90	297	Building decoration
462	Alimentaria Barcelona 2018	National Agriculture Exhibition Center	Spain	Barcelona	2018/4/16	2018/4/19	260	378	Food & agricultural products
463	Power Electronic 2018	China Council for the Promotion of International Trade Electronics & information Industry Sub-council	Russia	Moscow	2018/4/16	2018/4/19	180	60	Energy & minerals
464	NEFTEGAZ 2018	China Petroleum & Petrochemical Equipment Industry Association	Russia	Moscow	2018/4/16	2018/4/19	900	864	Energy & minerals
465	Neftegas Expo	Poly International Exhibition Co., Ltd.	Russia	Moscow	2018/4/16	2018/4/19	100	171	Machinery
466	Tube & Wire Exhibition	China Council for the Promotion of International Trade Shanghai Pudong Sub-Council	Germany	Dusseldorf	2018/4/16	2018/4/20	360	513	Building decoration
467	Tube & Wire Exhibition	Metallurgical Council of China Council for the Promotion of International Trade	Germany	Dusseldorf	2018/4/16	2018/4/20	1800	1300	Building decoration
468	TUBE SOUTHEAST ASIA	China Economic & Trade Consultants Corp.	Germany	Dusseldorf	2018/4/16	2018/4/20	360	706.5	Hardware tools
469	ICOPS 2018 Denver	China Council for the Promotion of International Trade Electronics & information Industry Sub-council	United States	Denver	2018/4/17	2018/4/19	360	360	Energy & minerals
470	Mining World Russia 2018	China Council for the Promotion of International Trade Machinery Sub-Council	Russia	Moscow	2018/4/17	2018/4/19	180	237.75	Machinery
471	EXPOMAQ 2018	CMEC International Exhibition Co., Ltd.	Mexico	Leon	2018/4/17	2018/4/20	200	216	Machinery
472	ICOPS 2018 Denver	China Council for the Promotion of International Trade Machinery Sub-Council	United States	Denver	2018/4/17	2018/4/19	400	706.5	Energy & minerals
473	Chip EXPO 2018	CEC Expo	Russia	Moscow	2018/4/17	2018/4/19	45	129	General
474	Chip EXPO 2018	China Council for the Promotion of International Trade Electronics & information Industry Sub-council	Russia	Moscow	2018/4/17	2018/4/19	800	1080	General
475	KOREA PHARM 2018	China Council for the Promotion of International Trade Chemical Industry Sub-Council	Korea	Seoul	2018/4/17	2018/4/19	180	153	Chemical industry
476	Chip EXPO 2018	China International Exhibition Center Group Corporation	Russia	Moscow	2018/4/17	2018/4/19	90	126	General
477	ICOPS 2018 Denver	China Great Wall International Exhibition Co., Ltd.	United States	Denver	2018/4/17	2018/4/19	180	315	Energy & minerals
478	VIIF 2018	China Council for the Promotion of International Trade Machinery Sub-Council	Vietnam	Hanoi	2018/4/18	2018/4/20	100	126	Machinery
479	TIHE 2018	China Chamber of Commerce for Import & Export of Medicines & Health Products	Uzbekistan	Tashkent	2018/4/18	2018/4/20	90	54	Medical care

Appendix 7 List of International Exhibition (Exposition) Projects Participated in and Hosted Solely by China in 2018

S/N	Exhibition Name	Organizer	Country	City	Start Time	End Time	Exhibition Area Planned (m ²)	Actual Exhibition Area (m ²)	Exhibition Professional Classification
480	The 17th Daegu International Optical Show	Sinolight International Holdings Corporation	Korea	Daegu	2018/4/18	2018/4/20	8000	90	General
481	HANNOVER MESSE 2018	China Great Wall International Exhibition Co., Ltd.	Germany	Hanover	2018/4/21	2018/4/29	1000	1030.5	General
482	AFRO Packaging Food	Grand International Exhibition Co., Ltd.	Egypt	Cairo	2018/4/21	2018/4/23	225	360	Food & agricultural products
483	HANNOVER MESSE 2018	Zhejiang Broad International Convention & Exhibition Co., Ltd.	Germany	Hanover	2018/4/23	2018/4/27	90	90	General
484	Intermat Paris	CMEC International Exhibition Co., Ltd.	France	Paris	2018/4/23	2018/4/28	270	270	Machinery
485	Intermat Paris	China Council for the Promotion of International Trade Machinery Sub-Council	France	Paris	2018/4/23	2018/4/28	1000	1372.5	Machinery
486	CEMAT 2018	CMEC International Exhibition Co., Ltd.	Germany	Hanover	2018/4/23	2018/4/27	400	495	General
487	Colombia Minera-mining International Fair 2018	China Council for the Promotion of International Trade Machinery Sub-Council	Chile	San Diego	2018/4/23	2018/4/27	360	1683	Energy & minerals
488	CEMAT 2018	China Council for the Promotion of International Trade Machinery Sub-Council	Germany	Hanover	2018/4/23	2018/4/27	100	45	General
489	HANNOVER MESSE 2018	China Council for the Promotion of International Trade Machinery Sub-Council	Germany	Hanover	2018/4/23	2018/4/27	800	1701	General
490	HANNOVER MESSE 2018	China Chamber of Commerce for Import and Export of Machinery and Electronic Products	Germany	Hanover	2018/4/23	2018/4/27	1000	675	General
491	HANNOVER MESSE 2018	CMEC International Exhibition Co., Ltd.	Germany	Hanover	2018/4/23	2018/4/27	3000	4059	General
492	EXPOSTONE 2018	China Council for the Promotion of International Trade, Building Materials Sub-Council	Russia	Moscow	2018/4/23	2018/4/26	550	117	General
493	HANNOVER MESSE 2018	China Council for the Promotion of International Trade Jiangsu Sub-Council	Germany	Hanover	2018/4/23	2018/4/27	90	130	General
494	HANNOVER MESSE 2018	Poly International Exhibition Co., Ltd.	Germany	Hanover	2018/4/23	2018/4/27	270	954	General
495	HANNOVER MESSE 2018	China Council for the Promotion of International Trade Electronics & information Industry Sub-council	Germany	Hanover	2018/4/23	2018/4/27	360	180	General
496	HANNOVER MESSE 2018	China Council for the Promotion of International Trade Shanghai Sub-Council	Germany	Hanover	2018/4/23	2018/4/27	950	1215	General
497	Intermat Paris	China Chamber of Commerce for Import and Export of Machinery and Electronic Products	France	Paris	2018/4/23	2018/4/28	1000	1215	Machinery
498	Mexico Safety Expo 2018	China International Exhibition Center Group Corporation	Mexico	Mexico City	2018/4/24	2018/4/26	90	144	Security & protection
499	Food and Equipment Exhibition Asia	China International Exhibition Center Group Corporation	Singapore	Singapore	2018/4/24	2018/4/27	90	45	Food & agricultural products
500	FIMEC Brazil	CMEC International Exhibition Co., Ltd.	Brazil	Sao Paulo	2018/4/24	2018/4/27	360	405	Machinery
501	Expo Seguridad Mexico 2018	CEC Expo	Mexico	Mexico City	2018/4/24	2018/4/26	45	45	Security & protection
502	EXPOLUX 2018	CEC Expo	Brazil	Sao Paulo	2018/4/24	2018/4/27	198	164	Lighting
503	EXPOLUX 2018	CMEC International Exhibition Co., Ltd.	Brazil	Sao Paulo	2018/4/24	2018/4/27	300	240	Building decoration
504	SVIAZ EXPO COMM MOSCOW 2018	China Council for the Promotion of International Trade Electronics & information Industry Sub-council	Russia	Moscow	2018/4/24	2018/4/27	1800	2000	Information & communications
505	CPH North America 2018	China Chamber of Commerce for Import & Export of Medicines & Health Products	United States	Philadelphia	2018/4/24	2018/4/26	510	756	Medical care
506	European Seafood Exposition & Seafood Processing Europe	China Great Wall International Exhibition Co., Ltd.	Belgium	Brussels	2018/4/24	2018/4/26	230	211.5	Food & agricultural products
507	ESE & SPE 2018	Huiyuan Int'l Commerce & Exhibition Co., Ltd.	Belgium	Brussels	2018/4/24	2018/4/26	90	117	Food & agricultural products
508	Food and Equipment Exhibition Asia	Huiyuan Int'l Commerce & Exhibition Co., Ltd.	Singapore	Singapore	2018/4/24	2018/4/27	54	156	Food & agricultural products
509	Informex 2018	China Council for the Promotion of International Trade Chemical Industry Sub-Council	United States	Philadelphia	2018/4/24	2018/4/26	540	423	Medical care
510	European Seafood Exposition & Seafood Processing Europe	China Council for the Promotion of International Trade Agricultural Industry Sub-council	Belgium	Brussels	2018/4/24	2018/4/26	200	224	Food & agricultural products

S/N	Exhibition Name	Organizer	Country	City	Start Time	End Time	Exhibition Area Planned (m ²)	Actual Exhibition Area (m ²)	Exhibition Professional Classification
511	CPhI North America 2018	China Council for the Promotion of International Trade Chemical Industry Sub-Council	United States	Philadelphia	2018/4/24	2018/4/26	180	252	Medical care
512	CPhI North America 2018	China Council for the Promotion of International Trade Shanghai Sub-Council	United States	Philadelphia	2018/4/24	2018/4/26	270	54	Medical care
513	EXPOLUX 2018	Grand International Exhibition Co., Ltd.	Brazil	Sao Paulo	2018/4/24	2018/4/27	240	501	Lighting
514	European Seafood Exposition & Seafood Processing Europe	China Aquatic Products Processing and Marketing Alliance	Belgium	Brussels	2018/4/24	2018/4/26	1100	1115	Food & agricultural products
515	Expo Seguridad Mexico 2018	China Chamber of Commerce for Import and Export of Machinery and Electronic Products	Mexico	Mexico City	2018/4/24	2018/4/26	180	180	Security & protection
516	MECANICA EXPO	China Chamber of Commerce for Import and Export of Machinery and Electronic Products	Brazil	Sao Paulo	2018/4/24	2018/4/27	180	234	Machinery
517	Asia Pacific Food Expo 2018	China World Trade Center	Singapore	Singapore	2018/4/24	2018/4/27	3000	3733	Food & agricultural products
518	EXPOLUX 2018	China Great Wall International Exhibition Co., Ltd.	Brazil	Sao Paulo	2018/4/24	2018/4/27	180	156	Lighting
519	Showtime 2018	China Great Wall International Exhibition Co., Ltd.	Turkey	Istanbul	2018/4/24	2018/4/28	1200	484	Textile and apparel & leather products
520	SVARKA/WELDING 2018	Chinaese Mechanical Engineering Society	Russia	St. Petersburg	2018/4/24	2018/4/27	200	105	Machinery
521	MECANICA EXPO	China Council for the Promotion of International Trade Machinery Sub-Council	Brazil	Sao Paulo	2018/4/24	2018/4/28	100	72	Machinery
522	Agrotech-Agropars 2018	China Council for the Promotion of International Trade Machinery Sub-Council	Iran	Shiraz City	2018/4/24	2018/4/27	100	45	Machinery
523	FIMEC Brazil	Poly International Exhibition Co., Ltd.	Brazil	Sao Paulo	2018/4/24	2018/4/27	144	108	Machinery
524	EXPO SEGURIDAD MEXICO 2018	Poly International Exhibition Co., Ltd.	Mexico	Mexico City	2018/4/24	2018/4/26	90	54	Security & protection
525	Food and Equipment Exhibition Asia	Poly International Exhibition Co., Ltd.	Singapore	Singapore	2018/4/24	2018/4/27	90	90	Food & agricultural products
526	Power Electronic 2018	China Chamber of Commerce for Import and Export of Machinery and Electronic Products	Russia	Moscow	2018/4/25	2018/4/28	180	45	Energy & minerals
527	ChemSpec India 2018	China Council for the Promotion of International Trade Chemical Industry Sub-Council	India	Mumbai	2018/4/25	2018/4/26	700	846	Chemical industry
528	Automechanika Ho Chi Minh City 2018	China Council for the Promotion of International Trade Jiangsu Sub-Council	Vietnam	Ho Chi Minh City	2018/4/25	2018/4/27	90	180	Others
529	Saigon Autotech 2018	Zhejiang Broad International Convention & Exhibition Co., Ltd.	Vietnam	Ho Chi Minh City	2018/4/25	2018/4/27	270	270	Transportation & logistics
530	CBME SOUTH EAST ASIA 2018	Fujian Fumao Convention and Exhibition Services Co., Ltd.	Singapore	Singapore	2018/4/25	2018/4/27	90	90	Consumer goods
531	ChemSpec India 2018	China National Chemical Information Centre Co., Ltd.	India	Mumbai	2018/4/25	2018/4/26	225	318	Chemical industry
532	Automechanika Ho Chi Minh City 2018	China Arts Inte'l Exhibition Co., Ltd.	Vietnam	Ho Chi Minh City	2018/4/25	2018/4/27	270	315	Others
533	Automechanika Ho Chi Minh City 2018	Grand International Exhibition Co., Ltd.	Vietnam	Ho Chi Minh City	2018/4/25	2018/4/27	360	189	Hardware tools
534	Automechanika Ho Chi Minh City 2018	China Great Wall International Exhibition Co., Ltd.	Vietnam	Ho Chi Minh City	2018/4/25	2018/4/27	270	81	Others
535	International Textile Fabrics, Leather, Shoes and Machinery Exhibition	Fujian Fumao Convention and Exhibition Services Co., Ltd.	Algeria	Oran	2018/4/25	2018/4/28	90	45	Textile and apparel & leather products
536	CBME SOUTH EAST ASIA 2018	China Council for the Promotion of International Trade Shanghai Sub-Council	Singapore	Singapore	2018/4/25	2018/4/27	90	144	Consumer goods
537	CBME India 2018	Fujian Fumao Convention and Exhibition Services Co., Ltd.	India	Mumbai	2018/4/26	2018/4/28	90	90	Consumer goods
538	Children Baby Maternity Expo	China Council for the Promotion of International Trade Shanghai Sub-Council	India	Mumbai	2018/4/26	2018/4/28	90	171	Consumer goods
539	EICMA 2018	China Chamber of Commerce for Import and Export of Machinery and Electronic Products	Korea	Seoul	2018/4/26	2018/4/29	100	342	Others
540	METALSTEEL	Metallurgical Council of China Council for the Promotion of International Trade	Saudi Arabia	Riyadh	2018/4/29	2018/5/2	100	60	Building decoration

Appendix 7 List of International Exhibition (Exposition) Projects Participated in and Hosted Solely by China in 2018

S/N	Exhibition Name	Organizer	Country	City	Start Time	End Time	Exhibition Area Planned (m ²)	Actual Exhibition Area (m ²)	Exhibition Professional Classification
541	Naturally Good Expo	China Chamber of Commerce for Import & Export of Medicines & Health Products	Australia	Sydney	2018/4/29	2018/4/30	90	90	Food & agricultural products
542	Offshore Technology Conference 2018	CMEC International Exhibition Co., Ltd.	United States	Houston	2018/4/30	2018/5/3	144	486	Chemical industry
543	Offshore Technology Conference 2018	China Council for the Promotion of International Trade Jiangsu Sub-Council	United States	Houston	2018/4/30	2018/5/3	90	45	Chemical industry
544	Offshore Technology Conference 2018	China Petroleum & Petrochemical Equipment Industry Association	United States	Houston	2018/4/30	2018/5/3	882	942	Chemical industry
545	AGRISHOW 2018	China Chamber of Commerce for Import and Export of Machinery and Electronic Products	Brazil	Ribeiro Maputo	2018/4/30	2018/5/4	180	67.5	Agricultural machinery & pesticides
546	Automechanika Middle East 2018	China International Exhibition Center Group Corporation	United Arab Emirates	Dubai	2018/5/1	2018/5/3	1350	3474	General
547	Automechanika Middle East 2018	China Arts Inte'I Exhibition Co., Ltd.	United Arab Emirates	Dubai	2018/5/1	2018/5/3	90	165	General
548	AUTOPARTS Middle East 2018	Zhejiang Broad International Convention & Exhibition Co., Ltd.	United Arab Emirates	Dubai	2018/5/1	2018/5/3	270	270	Transportation & logistics
549	Automechanika Middle East 2018	China Council for the Promotion of International Trade Machinery Sub-Council	United Arab Emirates	Dubai	2018/5/1	2018/5/3	100	129	General
550	Automechanika Middle East 2018	CMEC International Exhibition Co., Ltd.	United Arab Emirates	Dubai	2018/5/1	2018/5/3	90	72	General
551	Automechanika Middle East 2018	China Chamber of Commerce for Import and Export of Machinery and Electronic Products	United Arab Emirates	Dubai	2018/5/1	2018/5/3	270	796.5	General
552	Seoul Food 2018	Zhejiang Broad International Convention & Exhibition Co., Ltd.	Korea	Seoul	2018/5/1	2018/5/4	135	108	Food & agricultural products
553	Automechanika Middle East 2018	Sinolight International Holdings Corporation	United Arab Emirates	Dubai	2018/5/1	2018/5/3	315	306	General
554	Automechanika Middle East 2018	China National Machinery Industry International Co., Ltd.	United Arab Emirates	Dubai	2018/5/1	2018/5/3	130	159	General
555	Automechanika Middle East 2018	Minmetals International Advertising & Exhibition Co., Ltd.	United Arab Emirates	Dubai	2018/5/1	2018/5/3	315	90	General
556	ARCHITECT 2018	Grand International Exhibition Co., Ltd.	Thailand	Bangkok	2018/5/1	2018/5/6	90	153	Building decoration
557	ARCHITECT 2018	China Council for the Promotion of International Trade Shanghai Sub-Council	Thailand	Bangkok	2018/5/1	2018/5/6	90	45	Building decoration
558	Seoul Food 2018	China Council for the Promotion of International Trade Agricultural Industry Sub-council	Korea	Seoul	2018/5/1	2018/5/5	400	360	Food & agricultural products
559	Automechanika Middle East 2018	Brightway International Exhibition Corp., Ltd.	United Arab Emirates	Dubai	2018/5/1	2018/5/3	1300	861	General
560	ARCHITECT'18	Poly International Exhibition Co., Ltd.	Thailand	Bangkok	2018/5/1	2018/5/6	90	216	Building decoration
561	Design Build 2018	China International Exhibition Center Group Corporation	Australia	Melbourne	2018/5/2	2018/5/4	540	621	Building decoration
562	SIAL 2018	China Chamber of Commerce of Foodstuffs and Native Produce	Canada	Montreal	2018/5/2	2018/5/4	180	90	Food & agricultural products
563	INDO BUILD TECH 2018	Grand International Exhibition Co., Ltd.	Indonesia	Jakarta	2018/5/2	2018/5/6	90	45	Hardware tools
564	China Machinery & Electronic Brand Show (Indonesia)	China Chamber of Commerce for Import and Export of Machinery and Electronic Products	Indonesia	Jakarta	2018/5/3	2018/5/5	1000	1800	Machinery
565	Jakarta International Expo 2018 China Machinery & Electronic Brand Show	Huiyuan Int'l Commerce & Exhibition Co., Ltd.	Indonesia	Jakarta	2018/5/3	2018/5/5	45	324	Machinery
566	Indoleather & Footwear Expo 2018	Fujian Fumao Convention and Exhibition Services Co., Ltd.	Indonesia	Jakarta	2018/5/3	2018/5/5	100	108	Textile and apparel & leather products
567	Cards & Payment 2018	China Council for the Promotion of International Trade Electronics & information Industry Sub-council	Singapore	Singapore	2018/5/3	2018/5/4	360	315	Information & communications
568	Shanghai Technical Equipment and Products Exhibition	Shanghai International Trade Promotion Co., Ltd.	Indonesia	Jakarta	2018/5/3	2018/5/5	4000	4000	General
569	China Machinery & Electronic Products Fair	Zhejiang Zhongzhe International Exhibition & Commerce Co., Ltd.	Indonesia	Jakarta	2018/5/3	2018/5/5	315	288	Household appliances
570	Paper Indonesia 2018	China National Chemical Information Centre Co., Ltd.	Indonesia	Jakarta	2018/5/3	2018/5/5	270	486	Printing
571	INDEX MUMAI 2018	Poly International Exhibition Co., Ltd.	India	Mumbai	2018/5/3	2018/5/6	90	72	Consumer goods

S/N	Exhibition Name	Organizer	Country	City	Start Time	End Time	Exhibition Area Planned (m ²)	Actual Exhibition Area (m ²)	Exhibition Professional Classification
572	China Trade Week 2018	China Chamber of International Commerce	Ethiopia	Addis Ababa	2018/5/3	2018/5/5	350	312	General
573	China Machinery & Electronic Brand Show (Indonesia)	Trade Development Bureau of the Ministry of Commerce	Indonesia	Jakarta	2018/5/3	2018/5/5	1700	1700	Machinery
574	Expo Mechanical & Autoparts 2018	Generetec International Advertising & Exhibition Co., Ltd.	Peru	Lima	2018/5/4	2018/5/6	500	576	Transportation & logistics
575	Iran Oil Show 2018	Poly International Exhibition Co., Ltd.	Iran	Tehran	2018/5/6	2018/5/9	300	279	Machinery
576	NPE 2018	CMEC International Exhibition Co., Ltd.	United States	Orlando	2018/5/7	2018/5/12	390	504	Machinery
577	NPE 2018	China Council for the Promotion of International Trade Machinery Sub-Council	United States	Orlando	2018/5/7	2018/5/11	450	432	Machinery
578	NPE 2018	China Council for the Promotion of International Trade Chemical Industry Sub-Council	United States	Orlando	2018/5/7	2018/5/11	108	135	Machinery
579	AISTech 2018	Metallurgical Council of China Council for the Promotion of International Trade	United States	Philadelphia	2018/5/7	2018/5/10	200	261	Machinery
580	NPE 2018	China Great Wall International Exhibition Co., Ltd.	United States	Orlando	2018/5/7	2018/5/11	378	315	Machinery
581	Saudi Power 2017	China Chamber of Commerce for Import and Export of Machinery and Electronic Products	Saudi Arabia	Riyadh	2018/5/7	2018/5/9	90	135	Lighting
582	PROJECT QATAR 2018	China Council for the Promotion of International Trade, Building Materials Sub-Council	Qatar	Doha	2018/5/7	2018/5/10	800	108	Building decoration
583	China Trade Week 2018	China Chamber of International Commerce	Ghana	Accra	2018/5/7	2018/5/9	350	387	General
584	INDEX QATAR 2018	China Chamber of International Commerce	Qatar	Doha	2018/5/7	2018/5/10	500	261	General
585	Beautyworld Middle East	China International Exhibition Center Group Corporation	United Arab Emirates	Dubai	2018/5/8	2018/5/10	1080	1413	General
586	National Hardware Show	China International Exhibition Center Group Corporation	United States	Las Vegas	2018/5/8	2018/5/10	900	1080	General
587	Beautyworld Middle East	Zhejiang Broad International Convention & Exhibition Co., Ltd.	United Arab Emirates	Dubai	2018/5/8	2018/5/10	135	109.5	General
588	National Hardware Show	CMEC International Exhibition Co., Ltd.	United States	Las Vegas	2018/5/8	2018/5/10	500	891	General
589	National Hardware Show	China Council for the Promotion of International Trade Machinery Sub-Council	United States	Las Vegas	2018/5/8	2018/5/10	300	45	General
590	China Machinery and Electronics (Algeria) Brand Exhibition	China Chamber of Commerce for Import and Export of Machinery and Electronic Products	Algeria	Algiers	2018/5/8	2018/5/13	1000	760.5	Machinery
591	Stone and Coverings Exhibition	China Council for the Promotion of International Trade, Building Materials Sub-Council	United States	Atlanta	2018/5/8	2018/5/11	600	396	Building decoration
592	National Hardware Show	China Council for the Promotion of International Trade, Ningbo Committee	United States	Las Vegas	2018/5/8	2018/5/10	200	90	General
593	Beautyworld Middle East	China Council for the Promotion of International Trade, Ningbo Committee	United Arab Emirates	Dubai	2018/5/8	2018/5/10	45	63	General
594	National Hardware Show	China Foreign Trade Centre	United States	Las Vegas	2018/5/8	2018/5/10	360	153	General
595	National Hardware Show	China Great Wall International Exhibition Co., Ltd.	United States	Las Vegas	2018/5/8	2018/5/10	1000	846	General
596	Stone and Coverings Exhibition	China Great Wall International Exhibition Co., Ltd.	United States	Atlanta	2018/5/8	2018/5/11	180	243	Building decoration
597	National Hardware Show	China Chamber of Commerce for Import and Export of Machinery and Electronic Products	United States	Las Vegas	2018/5/8	2018/5/10	1000	1431	General
598	National Hardware Show	Poly International Exhibition Co., Ltd.	United States	Las Vegas	2018/5/8	2018/5/10	180	486	General
599	National Hardware Show	Sinolight International Holdings Corporation	United States	Las Vegas	2018/5/8	2018/5/10	600	153	General
600	National Hardware Show	China Council for the Promotion of International Trade, Zhejiang Provincial Committee	United States	Las Vegas	2018/5/8	2018/5/10	180	99	General
601	National Hardware Show	Minmetals International Advertising & Exhibition Co., Ltd.	United States	Las Vegas	2018/5/8	2018/5/10	600	216	General

Appendix 7 List of International Exhibition (Exposition) Projects Participated in and Hosted Solely by China in 2018

S/N	Exhibition Name	Organizer	Country	City	Start Time	End Time	Exhibition Area Planned (m ²)	Actual Exhibition Area (m ²)	Exhibition Professional Classification
602	National Hardware Show	Grand International Exhibition Co., Ltd.	United States	Las Vegas	2018/5/8	2018/5/10	180	702	General
603	National Hardware Show	North International Exhibition Co., Ltd.	United States	Las Vegas	2018/5/8	2018/5/10	350	252	General
604	National Hardware Show	Zhejiang Broad International Convention & Exhibition Co., Ltd.	United States	Las Vegas	2018/5/8	2018/5/10	360	414	General
605	Stone and Coverings Exhibition	Minmetals International Advertising & Exhibition Co., Ltd.	United States	Atlanta	2018/5/8	2018/5/11	432	495	Building decoration
606	Beautyworld Middle East	China Huayang Economic and Trade Group Co., Ltd.	United Arab Emirates	Dubai	2018/5/8	2018/5/10	450	477	General
607	INTERZOO 2018	China Great Wall International Exhibition Co., Ltd.	Germany	Nuremberg	2018/5/8	2018/5/11	5000	5778	General
608	Turkey Build 2018	Grand International Exhibition Co., Ltd.	Turkey	Istanbul	2018/5/8	2018/5/12	90	45	Building decoration
609	Coverings 2018	Grand International Exhibition Co., Ltd.	United States	Atlanta	2018/5/8	2018/5/11	700	1035	Building decoration
610	National Hardware Show	China Council for the Promotion of International Trade Light Industry Sub-council	United States	Las Vegas	2018/5/8	2018/5/10	450	369	General
611	Stone and Coverings Exhibition	China Council for the Promotion of International Trade Shanghai Sub-Council	United States	Atlanta	2018/5/8	2018/5/11	90	108	Building decoration
612	National Hardware Show	China Council for the Promotion of International Trade Shanghai Sub-Council	United States	Las Vegas	2018/5/8	2018/5/10	90	72	Hardware tools
613	Beautyworld Middle East	Shanghai International Trade & Service (Group) Co., Ltd.	United Arab Emirates	Dubai	2018/5/8	2018/5/10	450	90	General
614	Beautyworld Middle East	China Council for the Promotion of International Trade, Zhejiang Provincial Committee	United Arab Emirates	Dubai	2018/5/8	2018/5/10	180	72	General
615	Beautyworld Middle East	Sinolight International Holdings Corporation	United Arab Emirates	Dubai	2018/5/8	2018/5/10	500	789	General
616	China Machinery and Electronics (Algeria) Brand Exhibition	Trade Development Bureau of the Ministry of Commerce	Algeria	Algiers	2018/5/8	2018/5/13	500	711	Machinery
617	National Manufacturing Week 2018	CMEC International Exhibition Co., Ltd.	Australia	Sydney	2018/5/9	2018/5/11	540	900	Machinery
618	VIETNAM MEDI-PHA 2018	CMEC International Exhibition Co., Ltd.	Vietnam	Hanoi	2018/5/9	2018/5/12	850	549	Medical care
619	AYSAF 2018	Fujian Fumao Convention and Exhibition Services Co., Ltd.	Turkey	Istanbul	2018/5/9	2018/5/12	90	147	Textile and apparel & leather products
620	Macfrut Exhibition	Foreign Economic Cooperation Center, Ministry of Agriculture and Rural Affairs, PRC	Italy	Rimini	2018/5/9	2018/5/11	160	128	Food & agricultural products
621	Lagos Autoparts Expo 2018	Genertec International Advertising & Exhibition Co., Ltd.	Nigeria	Lagos	2018/5/9	2018/5/12	400	261	Transportation & logistics
622	POGEE 2018	Huiyuan Int'l Commerce & Exhibition Co., Ltd.	Pakistan	Karachi	2018/5/10	2018/5/12	180	108	Energy & minerals
623	POGEE 2018	China Chamber of Commerce for Import and Export of Machinery and Electronic Products	Pakistan	Lahore	2018/5/10	2018/5/12	180	1026	Lighting
624	LED Expo Thailand 2018	Grand International Exhibition Co., Ltd.	Thailand	Bangkok	2018/5/10	2018/5/12	180	180	Lighting
625	Agroworld Expo Malaysia 2018	China Council for the Promotion of International Trade Chemical Industry Sub-Council	Malaysia	Johor Bahru	2018/5/10	2018/5/12	180	198	Agricultural machinery & pesticides
626	International LED Lighting and Electronic Products Exhibition	Huiyuan Int'l Commerce & Exhibition Co., Ltd.	Thailand	Bangkok	2018/5/10	2018/5/12	90	72	Lighting
627	FRIO EXPO CALOR 2018	CMEC International Exhibition Co., Ltd.	Chile	San Diego	2018/5/11	2018/5/13	90	90	Building decoration
628	EvExpo 2018	China Council for the Promotion of International Trade Electronics & information Industry Sub-council	India	Calcutta	2018/5/11	2018/5/13	900	90	Transportation & logistics
629	Fi Vietnam 2018	China Chamber of Commerce for Import & Export of Medicines & Health Products	Vietnam	Ho Chi Minh City	2018/5/13	2018/5/22	180	288	Food & agricultural products
630	IFAT ENTSORGA	China International Exhibition Center Group Corporation	Germany	Munich	2018/5/14	2018/5/18	180	240	Others
631	International Environmental Protection Exposition	China Council for the Promotion of International Trade Machinery Sub-Council	Germany	Munich	2018/5/14	2018/5/18	100	423.25	General

S/N	Exhibition Name	Organizer	Country	City	Start Time	End Time	Exhibition Area Planned (m ²)	Actual Exhibition Area (m ²)	Exhibition Professional Classification
632	METALLOBRABOTKA 2018	China Council for the Promotion of International Trade Machinery Sub-Council	Russia	Moscow	2018/5/14	2018/5/18	100	171	Machinery
633	METALLOBRABOTKA 2018	CMEC International Exhibition Co., Ltd.	Russia	Moscow	2018/5/14	2018/5/18	200	333	Machinery
634	SE-Asian H'care Show 2018	CMEC International Exhibition Co., Ltd.	Malaysia	Kuala Lumpur	2018/5/14	2018/5/16	135	207	Medical care
635	International Environmental Protection Exposition	Poly International Exhibition Co., Ltd.	Germany	Munich	2018/5/14	2018/5/18	100	54	General
636	METALLO 2018	China National Machine Tool Sales and Technical Service Corporation	Russia	Moscow	2018/5/14	2018/5/18	1000	522	General
637	METALLOBRABOTKA 2018	China Council for the Promotion of International Trade Supply and Marketing Cooperatives Industry Sub-council	Russia	Moscow	2018/5/14	2018/5/18	200	108	Machinery
638	METALLOBRABOTKA 2018	China Machine Tool & Tool Builders' Association	Russia	Moscow	2018/5/14	2018/5/18	400	450	Machinery
639	METALLOBRABOTKA 2018	Poly International Exhibition Co., Ltd.	Russia	Moscow	2018/5/14	2018/5/18	90	108	Machinery
640	IFAT ENTSORGA	China Council for the Promotion of International Trade Shanghai Pudong Sub-Council	Germany	Munich	2018/5/14	2018/5/18	135	216	Others
641	SE-Asian H'care Show 2018	China Council for the Promotion of International Trade, Zhejiang Provincial Committee	Malaysia	Kuala Lumpur	2018/5/14	2018/5/16	90	144	Medical care
642	OPTATEC	China International Exhibition Center Group Corporation	Germany	Frankfurt	2018/5/15	2018/5/17	180	153	Scientific research & technology
643	FIMAQH 2018	CMEC International Exhibition Co., Ltd.	Argentina	Buenos Aires	2018/5/15	2018/5/19	180	342	Machinery
644	Vitafoods Europe 2018	China Chamber of Commerce for Import & Export of Medicines & Health Products	Switzerland	Geneva	2018/5/15	2018/5/17	1350	1593	Food & agricultural products
645	International Consumer Electronics Show 2018	China Council for the Promotion of International Trade Electronics & Information Industry Sub-council	United States	Las Vegas	2018/5/15	2018/5/18	360	360	General
646	India Services 2018	China Association of Trade in Services	India	Mumbai	2018/5/15	2018/5/18	500	225	General
647	India Services 2018	Zhejiang Broad International Convention & Exhibition Co., Ltd.	India	Mumbai	2018/5/15	2018/5/18	90	180	General
648	Smaki Regionow 2018	Zhejiang Broad International Convention & Exhibition Co., Ltd.	Poland	Poznan	2018/5/16	2018/5/19	90	72	Food & agricultural products
649	China-Asean (Yangon) Trade Fair 2018	Huiyuan Int'l Commerce & Exhibition Co., Ltd.	Myanmar	Yangon	2018/5/17	2018/5/19	90	126	General
650	Auto Expo Kenya 2018	Genertec International Advertising & Exhibition Co., Ltd.	Kenya	Nairobi	2018/5/17	2018/5/19	180	180	Machinery
651	China-Asean (Yangon) Trade Fair 2018	Trade Development Bureau of the Ministry of Commerce	Myanmar	Yangon	2018/5/17	2018/5/19	1620	1350	General
652	Gift Show Poland 2018	Poly International Exhibition Co., Ltd.	Poland	Warsaw	2018/5/18	2018/5/20	720	693	Gift & crafts
653	China Srilanka Expo 2018	Department of Commerce of Guangxi Zhuang Autonomous Region	Sri Lanka	Colombo	2018/5/18	2018/5/20	3000	621	General
654	Indoleather & Footwear Expo 2018	Poly International Exhibition Co., Ltd.	Indonesia	Jakarta	2018/5/18	2018/5/20	315	351	Textile and apparel & leather products
655	NRA Show 2018	China International Exhibition Center Group Corporation	United States	Chicago	2018/5/19	2018/5/22	630	621	Leisure & entertainment
656	NRA Show 2018	Huiyuan Int'l Commerce & Exhibition Co., Ltd.	United States	Chicago	2018/5/19	2018/5/22	90	63	Leisure & entertainment
657	NRA SHOW 2018	Fujian Fumao Convention and Exhibition Services Co., Ltd.	United States	Chicago	2018/5/19	2018/5/22	135	117	Food & agricultural products
658	NYCxDISIGN	China Council for the Promotion of International Trade Shanghai Sub-Council	United States	new York	2018/5/19	2018/5/22	90	90	Others
659	Nat'l Stationery Show 2018	China Foreign Trade Centre	United States	new York	2018/5/20	2018/5/23	360	288	General
660	Nat'l Stationery Show 2018	Huiyuan Int'l Commerce & Exhibition Co., Ltd.	United States	new York	2018/5/20	2018/5/23	90	45	General
661	China Commodity Fair	Huiyuan Int'l Commerce & Exhibition Co., Ltd.	Kazakhstan	Almaty	2018/5/20	2018/5/23	90	45	General
662	Nat'l Stationery Show 2018	Fujian Fumao Convention and Exhibition Services Co., Ltd.	United States	new York	2018/5/20	2018/5/23	90	90	General

Appendix 7 List of International Exhibition (Exposition) Projects Participated in and Hosted Solely by China in 2018

S/N	Exhibition Name	Organizer	Country	City	Start Time	End Time	Exhibition Area Planned (m ²)	Actual Exhibition Area (m ²)	Exhibition Professional Classification
663	China Commodity Fair	Trade Development Bureau of the Ministry of Commerce	Kazakhstan	Almaty	2018/5/20	2018/5/23	8000	2025	General
664	International Security Protection and Fireproof Exhibition	China International Exhibition Center Group Corporation	Brazil	Sao Paulo	2018/5/22	2018/5/24	90	63	Security & protection
665	Securex South Africa 2018	China International Exhibition Center Group Corporation	South Africa	Johannesburg	2018/5/22	2018/5/24	72	72	Security & protection
666	Americas Apparel Machinery and Technology Exhibition	China Council for the Promotion of International Trade Light Industry Sub-council	United States	Atlanta	2018/5/22	2018/5/24	90	90	Machinery
667	EXPOSEC 2018	CEC Expo	Brazil	Sao Paulo	2018/5/22	2018/5/24	150	144	Security & protection
668	IFSEC South Africa	CEC Expo	South Africa	Johannesburg	2018/5/22	2018/5/24	45	45	Security & protection
669	HOSPITALAR 2018	China Council for the Promotion of International Trade Jiangsu Sub-Council	Brazil	Sao Paulo	2018/5/22	2018/5/25	90	123	Medical care
670	Techtextil North America	China Council for the Promotion of International Trade, Textile Industry Sub-Council	United States	Atlanta	2018/5/22	2018/5/24	270	324	Textile and apparel & leather products
671	IN-COSMETICS Latin America 2018	China Chamber of Commerce for Import & Export of Medicines & Health Products	Brazil	Sao Paulo	2018/5/22	2018/5/24	90	108	Medical care
672	HOSPITALAR 2018	China Chamber of Commerce for Import & Export of Medicines & Health Products	Brazil	Sao Paulo	2018/5/22	2018/5/25	540	514.5	Medical care
673	International Security Protection and Fireproof Exhibition	China Chamber of Commerce for Import and Export of Machinery and Electronic Products	Brazil	Sao Paulo	2018/5/22	2018/5/24	270	270	Security & protection
674	HOSPITALAR 2018	Poly International Exhibition Co., Ltd.	Brazil	Sao Paulo	2018/5/22	2018/5/25	150	162	Medical care
675	METALTECH 2018	CMEC International Exhibition Co., Ltd.	Malaysia	Kuala Lumpur	2018/5/23	2018/5/26	180	243	Machinery
676	Motor Show SIA 2018	China Great Wall International Exhibition Co., Ltd.	Ukraine	Kiev	2018/5/23	2018/5/26	90	108	Others
677	Machine Tool Manufacturing and Industrial Automation Exhibition	Poly International Exhibition Co., Ltd.	Malaysia	Kuala Lumpur	2018/5/23	2018/5/26	108	207	Machinery
678	METALTECH 2018	China Council for the Promotion of International Trade Supply and Marketing Cooperatives Industry Sub-council	Malaysia	Kuala Lumpur	2018/5/23	2018/5/26	200	45	Machinery
679	Saigon International Autotech & Accries 2018	China Council for the Promotion of International Trade, Automotive Industry Committee	Vietnam	Ho Chi Minh City	2018/5/24	2018/5/27	90	45	Machinery
680	Zhejiang Export Commodities (Serbia) Exhibition	Zhejiang Broad International Convention & Exhibition Co., Ltd.	Serbia	Belgrade	2018/5/24	2018/5/26	720	720	Building decoration
681	IFEX 2018	Huiyuan Int'l Commerce & Exhibition Co., Ltd.	Philippines	Manila	2018/5/25	2018/5/27	180	252	Food & agricultural products
682	INDEX 2018	China Council for the Promotion of International Trade, Zhejiang Provincial Committee	United Arab Emirates	Dubai	2018/5/26	2018/5/29	180	504	General
683	PLMA's "World of Private Label" International Trade Show 2018	China International Exhibition Center Group Corporation	Netherlands	Amsterdam	2018/5/29	2018/5/30	135	99	General
684	IPACK-IMA and MEAT-TECH Exhibition	China Food and Packaging Machinery Industry Association	Italy	Milan	2018/5/29	2018/6/1	200	254	Machinery
685	IPACK-IMA and MEAT-TECH Exhibition	CMEC International Exhibition Co., Ltd.	Italy	Milan	2018/5/29	2018/6/1	200	153	Machinery
686	Plast Milan 2018	CMEC International Exhibition Co., Ltd.	Italy	Milan	2018/5/29	2018/6/1	1000	1462.5	Others
687	IPACK-IMA and MEAT-TECH Exhibition	China Council for the Promotion of International Trade Machinery Sub-Council	Italy	Milan	2018/5/29	2018/6/1	600	864	Machinery
688	Coatings for Africa 2018	China Council for the Promotion of International Trade Chemical Industry Sub-Council	South Africa	Johannesburg	2018/5/29	2018/5/31	225	531	Chemical industry
689	China Commodity Fair 2018	China Chamber of Commerce for Import and Export of Machinery and Electronic Products	Russia	Moscow	2018/5/29	2018/5/31	3500	3420	Consumer goods
690	China Commodity Fair 2018	China Council for the Promotion of International Trade Jiangsu Sub-Council	Russia	Moscow	2018/5/29	2018/5/31	90	594	General

S/N	Exhibition Name	Organizer	Country	City	Start Time	End Time	Exhibition Area Planned (m ²)	Actual Exhibition Area (m ²)	Exhibition Professional Classification
691	AFRICA HEALTH 2018	China Council for the Promotion of International Trade Jiangsu Sub-Council	South Africa	Johannesburg	2018/5/29	2018/5/31	90	198	Medical care
692	PLMA's "World of Private Label" International Trade Show 2018	Brightway International Exhibition Corp., Ltd.	Netherlands	Amsterdam	2018/5/29	2018/5/30	600	603	General
693	Thaifex-World of food 2018	China Chamber of Commerce of Foodstuffs and Native Produce	Thailand	Bangkok	2018/5/29	2018/6/2	2400	918	Food & agricultural products
694	Thaifex-World of food	Fujian Fumao Convention and Exhibition Services Co., Ltd.	Thailand	Bangkok	2018/5/29	2018/6/2	90	126	Food & agricultural products
695	THAIFEX-World of food	Zhejiang Broad International Convention & Exhibition Co., Ltd.	Thailand	Bangkok	2018/5/29	2018/6/2	360	180	Food & agricultural products
696	China Commodity Fair 2018	Zhejiang Broad International Convention & Exhibition Co., Ltd.	Russia	Moscow	2018/5/29	2018/5/31	540	630	General
697	UTECH 2018	Minmetals International Advertising & Exhibition Co., Ltd.	Netherlands	Maastricht	2018/5/29	2018/5/31	300	352	Chemical industry
698	PLMA's World of Private Label 2018	China Chamber of Commerce for Import and Export and Export of Light Industrial Products and Arts-Crafts	Netherlands	Amsterdam	2018/5/29	2018/5/30	200	180	General
699	Converflex/Grafitalia 2018	Printing and Printing Equipment Industries Association of China	Italy	Milan	2018/5/29	2018/6/1	45	405	Others
700	China Commodity Fair 2018	China Council for the Promotion of International Trade Shanghai Pudong Sub-Council	Russia	Moscow	2018/5/29	2018/5/31	540	540	General
701	Thaifex-World of food Asia 2018	Huiyuan Int'l Commerce & Exhibition Co., Ltd.	Thailand	Bangkok	2018/5/29	2018/6/2	135	333	Food & agricultural products
702	TUBERUSSIA 2018	Metallurgical Council of China Council for the Promotion of International Trade	Russia	Moscow	2018/5/29	2018/6/1	100	54	Others
703	China Commodity Fair 2018	Trade Development Bureau of the Ministry of Commerce	Russia	Moscow	2018/5/29	2018/5/31	3000	3420	General
704	PLAST 2018 China Brand Show	Trade Development Bureau of the Ministry of Commerce	Italy	Milan	2018/5/29	2018/6/1	900	1090	Machinery
705	China Commodity Fair 2018	Huiyuan Int'l Commerce & Exhibition Co., Ltd.	Russia	Moscow	2018/5/29	2018/5/31	225	117	General
706	China Brand Show 2018 (Tashkent)	Poly International Exhibition Co., Ltd.	Uzbekistan	Tashkent	2018/5/30	2018/6/2	360	1341	General
707	CHINA SMART EXPO	China International Exhibition Center Group Corporation	Hungary	Budapest	2018/5/31	2018/6/2	540	306	Others
708	THE NAMM SHOW 2018	China International Exhibition Center Group Corporation	India	Mumbai	2018/5/31	2018/6/2	90	801	Lighting
709	China Homelife Fair Turkey 2018	Zhejiang Meorient Commerce & Exhibition Co., Ltd.	Turkey	Istanbul	2018/5/31	2018/6/2	1350	2547	General
710	China Homelife Fair Turkey 2018	China Huayang Economic and Trade Group Co., Ltd.	Turkey	Istanbul	2018/5/31	2018/6/2	4500	5994	General
711	China Smart Expo	China International Center For Economic And Technical Exchanges	Hungary	Budapest	2018/5/31	2018/6/2	300	306	General
712	China Homelife Fair Turkey 2018	Shanghai International Trade & Service (Group) Co., Ltd.	Turkey	Istanbul	2018/5/31	2018/6/2	450	90	General
713	China Smart Expo	Trade Development Bureau of the Ministry of Commerce	Hungary	Budapest	2018/5/31	2018/6/2	1700	2835	General
714	Posidonia 2018	China Council for the Promotion of International Trade Machinery Sub-Council	Greece	Hamburg	2018/6/4	2018/6/8	200	166.5	Transportation & logistics
715	PCIM Europe 2018	China International Exhibition Center Group Corporation	Germany	Nuremberg	2018/6/5	2018/6/7	90	216	Others
716	KOMATEK 2018	CMEC International Exhibition Co., Ltd.	Russia	Moscow	2018/6/5	2018/6/8	1000	1008	Machinery
717	Expo Electrica International 2018	CMEC International Exhibition Co., Ltd.	Mexico	Mexico City	2018/6/5	2018/6/7	72	90	Energy & minerals
718	KOMATEK 2018	China Council for the Promotion of International Trade Machinery Sub-Council	Russia	Moscow	2018/6/5	2018/6/8	300	237	Machinery
719	Automechanika Birmingham 2018	CMEC International Exhibition Co., Ltd.	United Kingdom	Birmingham	2018/6/5	2018/6/7	150	180	Machinery
720	EXPO PACK México 2018	China Council for the Promotion of International Trade Machinery Sub-Council	Mexico	Mexico City	2018/6/5	2018/6/8	200	234	Machinery
721	LASYS 2018	China Council for the Promotion of International Trade Machinery Sub-Council	Germany	Stuttgart	2018/6/5	2018/6/7	100	202	Others

Appendix 7 List of International Exhibition (Exposition) Projects Participated in and Hosted Solely by China in 2018

S/N	Exhibition Name	Organizer	Country	City	Start Time	End Time	Exhibition Area Planned (m ²)	Actual Exhibition Area (m ²)	Exhibition Professional Classification
722	Automechanika Birmingham 2018	China Chamber of Commerce for Import and Export of Machinery and Electronic Products	United Kingdom	Birmingham	2018/6/5	2018/6/7	90	90	Machinery
723	Automotive Components	China Council for the Promotion of International Trade, Ningbo Committee	Germany	Stuttgart	2018/6/5	2018/6/7	80	54	Others
724	ALIMENTEC 2018	China Chamber of Commerce of Foodstuffs and Native Produce	Colombia	Bogota	2018/6/5	2018/6/8	90	137.6	Food & agricultural products
725	Automechanika Birmingham 2018	China Council for the Promotion of International Trade, Automotive Industry Committee	United Kingdom	Birmingham	2018/6/5	2018/6/7	90	90	Machinery
726	Automechanika Birmingham 2018	Grand International Exhibition Co., Ltd.	United Kingdom	Birmingham	2018/6/5	2018/6/7	90	81	Machinery
727	Expo Electrical International	China Great Wall International Exhibition Co., Ltd.	Mexico	Mexico City	2018/6/5	2018/6/7	90	72	Lighting
728	Automechanika Birmingham 2018	China Great Wall International Exhibition Co., Ltd.	United Kingdom	Birmingham	2018/6/5	2018/6/7	90	63	Machinery
729	Expo Electrical International	Grand International Exhibition Co., Ltd.	Mexico	Mexico City	2018/6/5	2018/6/7	180	234	Lighting
730	Automechanika Birmingham 2018	China National Machinery Industry International Co., Ltd.	United Kingdom	Birmingham	2018/6/5	2018/6/7	180	112	Others
731	KOMATEK 2018	China International Exhibition Center Group Corporation	Russia	Moscow	2018/6/5	2018/6/8	90	189	Others
732	CTW 2018	Printing and Printing Equipment Industries Association of China	Kenya	Nairobi	2018/6/5	2018/6/8	45	72	Others
733	ALIMENTEC 2018	Fujian Fumao Convention and Exhibition Services Co., Ltd.	Colombia	Bogota	2018/6/5	2018/6/8	90	90	Food & agricultural products
734	Automechanika Birmingham 2018	Zhejiang Broad International Convention & Exhibition Co., Ltd.	United Kingdom	Birmingham	2018/6/5	2018/6/7	135	135	Others
735	Automechanika Birmingham 2018	China Auto Caic Ltd.	United Kingdom	Birmingham	2018/6/5	2018/6/7	180	144	Others
736	UGOL ROSSII & MINING	CMEC International Exhibition Co., Ltd.	Russia	Novokuznetsk	2018/6/5	2018/6/8	90	99	Energy & minerals
737	Automechanika Birmingham 2018	China Council for the Promotion of International Trade Shanghai Pudong Sub-Council	United Kingdom	Birmingham	2018/6/5	2018/6/7	144	54	Others
738	Germany Automotive Interiors Exposition	Genertec International Advertising & Exhibition Co., Ltd.	Germany	Stuttgart	2018/6/5	2018/6/7	60	90	Machinery
739	Expo Electrical International	China Chamber of Commerce for Import and Export of Machinery and Electronic Products	Mexico	Mexico City	2018/6/5	2018/6/7	90	81	Lighting
740	ITM-POLAND	Poly International Exhibition Co., Ltd.	Poland	Poznan	2018/6/5	2018/6/8	90	108	Machinery
741	SIMA ASEAN 2018	China Council for the Promotion of International Trade Machinery Sub-Council	Thailand	Bangkok	2018/6/6	2018/6/8	100	117	Agricultural machinery & pesticides
742	International Auto Parts Exhibition	China Great Wall International Exhibition Co., Ltd.	Colombia	Medellin	2018/6/6	2018/6/8	90	84	Transportation & logistics
743	Renewable Energy Asia 2018	China Great Wall International Exhibition Co., Ltd.	Thailand	Bangkok	2018/6/6	2018/6/9	360	1107	Others
744	Brazil Auto Parts and Maintenance Service Exhibition	China Arts Inte'l Exhibition Co., Ltd.	Brazil	Mackay	2018/6/6	2018/6/9	90	45	Others
745	China (Poland) Trade Fair	Zhejiang Meorient Commerce & Exhibition Co., Ltd.	Poland	Warsaw	2018/6/6	2018/6/8	2160	2619	General
746	China (Poland) Trade Fair	China Huayang Economic and Trade Group Co., Ltd.	Poland	Warsaw	2018/6/6	2018/6/8	10890	13392	General
747	China (Poland) Trade Fair	Shanghai International Trade & Service (Group) Co., Ltd.	Poland	Warsaw	2018/6/6	2018/6/8	450	90	General
748	Feria Autoparts 2018	China National Machinery Industry International Co., Ltd.	Colombia	Medellin	2018/6/6	2018/6/8	135	90	Machinery
749	Interagro 2018	China Council for the Promotion of International Trade Chemical Industry Sub-Council	Ukraine	Kiev	2018/6/6	2018/6/9	90	129	Agricultural machinery & pesticides
750	VIETNAM AUTOEXPO 2018	CMEC International Exhibition Co., Ltd.	Vietnam	Hanoi	2018/6/6	2018/6/9	500	1206	Machinery
751	EXPO FIERROS 2018	Sinolight International Holdings Corporation	Colombia	Bogota	2018/6/6	2018/6/7	180	153	Hardware tools

S/N	Exhibition Name	Organizer	Country	City	Start Time	End Time	Exhibition Area Planned (m ²)	Actual Exhibition Area (m ²)	Exhibition Professional Classification
752	Feria Autoparts 2018	China Chamber of Commerce for Import and Export of Machinery and Electronic Products	Colombia	Medellin	2018/6/6	2018/6/8	90	117	Machinery
753	ICT COMM 2018	China Council for the Promotion of International Trade Electronics & Information Industry Sub-council	Vietnam	Ho Chi Minh City	2018/6/7	2018/6/9	360	360	Information & communications
754	EXPO FIERROS 2018	China Chamber of Commerce for Import and Export of Machinery and Electronic Products	Colombia	Bogota	2018/6/7	2018/6/8	180	108	Hardware tools
755	IMS 2018	China Council for the Promotion of International Trade, Commercial Sub-Council	United States	Philadelphia	2018/6/10	2018/6/15	500	342	Information & communications
756	2018CeBIT	Zhejiang Broad International Convention & Exhibition Co., Ltd.	Germany	Hanover	2018/6/11	2018/6/15	90	45	Information & communications
757	ACHEMA Exhibition	CMEC International Exhibition Co., Ltd.	Germany	Frankfurt	2018/6/11	2018/6/15	200	225	Chemical industry
758	2018CeBIT	CEC Expo	Germany	Hanover	2018/6/11	2018/6/15	1000	1296	Information & communications
759	AgenPlas 2018	CMEC International Exhibition Co., Ltd.	Argentina	Buenos Aires	2018/6/11	2018/6/14	300	333	Others
760	Gulf Traffic 2018	China Council for the Promotion of International Trade Machinery Sub-Council	South Africa	Johannesburg	2018/6/12	2018/6/13	100	45	Transportation & logistics
761	2018CeBIT	China Council for the Promotion of International Trade Electronics & Information Industry Sub-council	Germany	Hanover	2018/6/12	2018/6/15	1200	1539	Information & communications
762	Expo China Homelife Mexico 2018	Fujian Fumao Convention and Exhibition Services Co., Ltd.	Mexico	Mexico City	2018/6/12	2018/6/14	90	90	Others
763	Transports Publics The European Mobility Exhibition	Minmetals International Advertising & Exhibition Co., Ltd.	France	Paris	2018/6/12	2018/6/14	180	54	Transportation & logistics
764	GPS 2018	China Petroleum & Petrochemical Equiment Industry Association	Canada	Calgary	2018/6/12	2018/6/14	500	378	Energy & minerals
765	Gulf Traffic 2018	Minmetals International Advertising & Exhibition Co., Ltd.	South Africa	Johannesburg	2018/6/12	2018/6/13	90	100	Transportation & logistics
766	Expo China Homelife Mexico 2018	Zhejiang Meorient Commerce & Exhibition Co., Ltd.	Mexico	Mexico City	2018/6/12	2018/6/14	900	2034	Others
767	Expo China Homelife Mexico 2018	China Huayang Economic and Trade Group Co., Ltd.	Mexico	Mexico City	2018/6/12	2018/6/14	5850	11583	Others
768	E3 Show 2018	Genertec International Advertising & Exhibition Co., Ltd.	United States	Los Angeles	2018/6/12	2018/6/14	180	45	General
769	Expo China Homelife Mexico 2018	Shanghai International Trade & Service (Group) Co., Ltd.	Mexico	Mexico City	2018/6/12	2018/6/14	450	90	Others
770	FISPAL TECNOLOGIA (China)	Trade Development Bureau of the Ministry of Commerce	Brazil	Sao Paulo	2018/6/12	2018/6/15	630	500	Food & agricultural products
771	STONE+TEC	Minmetals International Advertising & Exhibition Co., Ltd.	Germany	Nuremberg	2018/6/13	2018/6/16	600	406	Others
772	Vietnam International Industrial Fair 2018	China National Chemical Information Centre Co., Ltd.	Vietnam	Ho Chi Minh City	2018/6/13	2018/6/15	900	1311	Chemical industry
773	China Trade Week2018	Grand International Exhibition Co., Ltd.	Kenya	Nairobi	2018/6/13	2018/6/15	615	429	General
774	ProPak Asia	China World Trade Center	Thailand	Bangkok	2018/6/13	2018/6/16	2500	2815	Machinery
775	Kenya Nairobi International Trade Fair	Poly International Exhibition Co., Ltd.	Kenya	Nairobi	2018/6/13	2018/6/15	90	117	General
776	China (Shanghai) Commodities Fair	Orient International Group Advertising Exhibition Co., Ltd.	Kenya	Nairobi	2018/6/13	2018/6/17	900	900	General
777	MINEXPO KENYA 2018	China Council for the Promotion of International Trade Machinery Sub-Council	Kenya	Nairobi	2018/6/13	2018/6/15	100	81	Machinery
778	China Trade Week2018	China Council for the Promotion of International Trade Light Industry Sub-council	Kenya	Nairobi	2018/6/13	2018/6/15	180	342	General
779	China Trade Week-Kenya (Phase I)	China Chamber of International Commerce	Kenya	Nairobi	2018/6/13	2018/6/15	350	978	General
780	China Trade Week-Kenya (Phase I)	China Council for the Promotion of International Trade Guangzhou committee	Kenya	Nairobi	2018/6/13	2018/6/15	135	90	General
781	Expo Riva Schuh 2018	China Foreign Trade Centre	Italy	Add answer	2018/6/16	2018/6/19	700	533.8	Textile and apparel & leather products

Appendix 7 List of International Exhibition (Exposition) Projects Participated in and Hosted Solely by China in 2018

S/N	Exhibition Name	Organizer	Country	City	Start Time	End Time	Exhibition Area Planned (m ²)	Actual Exhibition Area (m ²)	Exhibition Professional Classification
782	Expo Riva Schuh 2018	China Council for the Promotion of International Trade Light Industry Sub-council	Italy	Add answer	2018/6/16	2018/6/19	850	643.5	Textile and apparel & leather products
783	Expo Riva Schuh 2018	Poly International Exhibition Co., Ltd.	Italy	Add answer	2018/6/16	2018/6/19	810	1152	Textile and apparel & leather products
784	Expo Riva Schuh 2018	Fujian Fumao Convention and Exhibition Services Co., Ltd.	Italy	Add answer	2018/6/16	2018/6/19	900	860	Textile and apparel & leather products
785	Expo Riva Schuh 2018	Zhejiang Broad International Convention & Exhibition Co., Ltd.	Italy	Add answer	2018/6/16	2018/6/19	450	126	Textile and apparel & leather products
786	European Outdoor Trade Fair 2018	China International Exhibition Center Group Corporation	Germany	Friedrichshafen	2018/6/17	2018/6/20	90	99	General
787	European Outdoor Trade Fair 2018	Zhejiang Broad International Convention & Exhibition Co., Ltd.	Germany	Friedrichshafen	2018/6/17	2018/6/20	90	45	General
788	Miami Construction Show	CEC Expo	United States	Miami	2018/6/17	2018/6/19	45	45	General
789	European Outdoor Trade Fair 2018	Huiyuan Int'l Commerce & Exhibition Co., Ltd.	Germany	Friedrichshafen	2018/6/17	2018/6/20	270	162	General
790	European Outdoor Trade Fair 2018	Fujian Fumao Convention and Exhibition Services Co., Ltd.	Germany	Friedrichshafen	2018/6/17	2018/6/20	200	280	General
791	CAC Australia 2018	China Council for the Promotion of International Trade Chemical Industry Sub-Council	Australia	Brisbane	2018/6/18	2018/6/20	180	180	Agricultural machinery & pesticides
792	China Trade Week-Kenya (Phase II)	China Chamber of International Commerce	Kenya	Nairobi	2018/6/18	2018/6/20	300	307	General
793	MIOGE Moscow	China Great Wall International Exhibition Co., Ltd.	Russia	Moscow	2018/6/18	2018/6/21	90	117	Energy & minerals
794	Safety and Health Expo 2018	China International Exhibition Center Group Corporation	United Kingdom	London	2018/6/19	2018/6/21	135	117	Security & protection
795	IFSEC International 2018	CEC Expo	United Kingdom	London	2018/6/19	2018/6/21	300	171	Security & protection
796	Miningworld Asia 2018	China Council for the Promotion of International Trade Machinery Sub-Council	Kazakhstan	Astana	2018/6/19	2018/6/21	180	138	Machinery
797	AUTOMATICA EXPO	China Council for the Promotion of International Trade Machinery Sub-Council	Germany	Munich	2018/6/19	2018/6/22	450	756	Machinery
798	IFSEC International 2018	China Chamber of Commerce for Import and Export of Machinery and Electronic Products	United Kingdom	London	2018/6/19	2018/6/21	90	256.5	Security & protection
799	CWIEME 2018	China Council for the Promotion of International Trade Electronics & information Industry Sub-council	Germany	Berlin	2018/6/19	2018/6/21	1000	1125	Hardware tools
800	International Logistics Exhibition 2018	Trade Development Bureau of the Ministry of Commerce	India	Hyderabad	2018/6/19	2018/6/21	1000	225	Transportation & logistics
801	ees Europe and The Smarter E Europe 2018	China International Exhibition Center Group Corporation	Germany	Munich	2018/6/20	2018/6/22	450	1872	Others
802	Intersolar Europe 2018	China International Exhibition Center Group Corporation	Germany	Munich	2018/6/20	2018/6/22	450	1125	Energy & minerals
803	NEPCON Thailand 2018	CEC Expo	Thailand	Bangkok	2018/6/20	2018/6/23	45	198	General
804	INTERPLAS Thailand Spring 2018	CMEC International Exhibition Co., Ltd.	Thailand	Bangkok	2018/6/20	2018/6/23	1200	1125	Others
805	INTERMOLD Thailand 2018	CMEC International Exhibition Co., Ltd.	Thailand	Bangkok	2018/6/20	2018/6/23	200	279	Others
806	ChemSpec Europe 2018	China Council for the Promotion of International Trade Chemical Industry Sub-Council	Germany	Cologne	2018/6/20	2018/6/21	1200	2223	Chemical industry
807	China Luggage & Bags Show in Europe	China Chamber of Commerce for Import and Export of Light Industrial Products and Arts-Crafts	Germany	Offenbach	2018/6/20	2018/6/22	1000	1305	Others
808	Intersolar Europe 2018	China Council for the Promotion of International Trade Jiangsu Sub-Council	Germany	Munich	2018/6/20	2018/6/22	90	2997	Energy & minerals
809	European Outdoor Trade Fair 2018	Grand International Exhibition Co., Ltd.	Germany	Friedrichshafen	2018/6/20	2018/6/21	150	81	General
810	NEPCON Thailand 2018	China International Exhibition Center Group Corporation	Thailand	Bangkok	2018/6/20	2018/6/23	90	54	General
811	SILMO Bangkok 2018	Sinolight International Holdings Corporation	Thailand	Bangkok	2018/6/20	2018/6/22	100	216	General

S/N	Exhibition Name	Organizer	Country	City	Start Time	End Time	Exhibition Area Planned (m ²)	Actual Exhibition Area (m ²)	Exhibition Professional Classification
812	NEPCON Thailand 2018	Poly International Exhibition Co., Ltd.	Thailand	Bangkok	2018/6/20	2018/6/23	200	382.5	General
813	Manufacturing Expo 2018	CMEC International Exhibition Co., Ltd.	Thailand	Bangkok	2018/6/21	2018/6/24	300	855	Machinery
814	Apparel Textile Sourcing Miami	China Chamber of Commerce for Import and Export of Textile and Apparel	United States	Miami	2018/6/21	2018/6/23	5000	981	Textile and apparel & leather products
815	Iran Health 2018	Genertec International Advertising & Exhibition Co., Ltd.	Iran	Tehran	2018/6/22	2018/6/26	1600	216	Medical care
816	Africa's Big Seven 2018	China Great Wall International Exhibition Co., Ltd.	South Africa	Johannesburg	2018/6/24	2018/6/26	800	135	Food & agricultural products
817	SAITEX 2018	Zhejiang Broad International Convention & Exhibition Co., Ltd.	South Africa	Johannesburg	2018/6/24	2018/6/26	270	45	General
818	China Trade Week 2018	China Chamber of International Commerce	South Africa	Johannesburg	2018/6/24	2018/6/26	300	207	General
819	Fispa Tecnologia 2018	China Council for the Promotion of International Trade Machinery Sub-Council	Brazil	Sao Paulo	2018/6/26	2018/6/29	100	120	Food & agricultural products
820	Iran International Steel Exhibition 2018	China Council for the Promotion of International Trade Machinery Sub-Council	Iran	Tehran	2018/6/26	2018/6/29	500	54	Machinery
821	BroadcastAsia 2018	Zhejiang Broad International Convention & Exhibition Co., Ltd.	Singapore	Singapore	2018/6/26	2018/6/28	135	230.5	Information & communications
822	Recaufair Pneushow 2018 & Expobor 2018	China National Chemical Information Centre Co., Ltd.	Brazil	Sao Paulo	2018/6/26	2018/6/28	180	538	Chemical industry
823	BroadcastAsia 2018	China World Trade Center	Singapore	Singapore	2018/6/26	2018/6/28	4500	5252	Information & communications
824	ROSUPAK 2018	Printing and Printing Equipment Industries Association of China	Russia	Moscow	2018/6/26	2018/6/29	45	243	Others
825	Iran International Steel Exhibition 2018	CMEC International Exhibition Co., Ltd.	Iran	Tehran	2018/6/26	2018/6/29	200	126	Machinery
826	MIFB 2018	Zhejiang Broad International Convention & Exhibition Co., Ltd.	Malaysia	Kuala Lumpur	2018/6/27	2018/6/29	135	108	Food & agricultural products
827	MIFB 2018	Poly International Exhibition Co., Ltd.	Malaysia	Kuala Lumpur	2018/6/27	2018/6/29	500	792	Food & agricultural products
828	MIFB 2018	China Council for the Promotion of International Trade Agricultural Industry Sub-council	Malaysia	Kuala Lumpur	2018/6/27	2018/6/29	297	243	Food & agricultural products
829	Quality China 2018 - Zhejiang Expo	China Council for the Promotion of International Trade, Zhejiang Provincial Committee	Panama	Panama City	2018/6/28	2018/6/30	1080	900	General
830	IRAN FOOD + BEV TEC + HOSPITALITY 2018	China Chamber of Commerce of Foodstuffs and Native Produce	Iran	Tehran	2018/6/29	2018/7/2	180	54	Food & agricultural products
831	IRAN FOOD + BEV TEC + HOSPITALITY 2018	Grand International Exhibition Co., Ltd.	Iran	Tehran	2018/6/29	2018/7/2	180	198	Food & agricultural products
832	IRAN FOOD + BEV TEC + HOSPITALITY 2018	China Chamber of Commerce for Import & Export of Medicines & Health Products	Iran	Tehran	2018/6/29	2018/7/2	180	279	Food & agricultural products
833	Agrotech-Agropars 2018	Shanghai International Trade Promotion Co., Ltd.	Iran	Tehran	2018/6/29	2018/7/2	270	225	Agricultural machinery & pesticides
834	IRAN FOOD + BEV TEC + HOSPITALITY 2018	China Council for the Promotion of International Trade, Zhejiang Provincial Committee	Iran	Tehran	2018/6/29	2018/7/2	270	180	Food & agricultural products
835	China Sri Lanka Expo 2018	China Council for the Promotion of International Trade Light Industry Sub-council	Sri Lanka	Colombo	2018/6/29	2018/7/1	720	288	General
836	TENDENCE 2018	Huiyuan Int'l Commerce & Exhibition Co., Ltd.	Germany	Frankfurt	2018/6/30	2018/7/3	360	192	General
837	Summer Fancy Food Show 2018	China Great Wall International Exhibition Co., Ltd.	United States	new York	2018/6/30	2018/7/2	72	45	Food & agricultural products
838	Summer Fancy Food Show 2018	China Chamber of Commerce of Foodstuffs and Native Produce	United States	new York	2018/6/30	2018/7/2	450	135	Food & agricultural products
839	TENDENCE 2018	China Council for the Promotion of International Trade, Zhejiang Provincial Committee	Germany	Frankfurt	2018/6/30	2018/7/3	135	99	General
840	Summer Fancy Food Show 2018	Foreign Economic Cooperation Center, Ministry of Agriculture and Rural Affairs, PRC	United States	new York	2018/6/30	2018/7/2	207	207	Food & agricultural products
841	MTA Vietnam	CMEC International Exhibition Co., Ltd.	Vietnam	Ho Chi Minh City	2018/7/3	2018/7/6	90	468	Machinery
842	EXPOARCON 2018	Grand International Exhibition Co., Ltd.	Peru	Lima	2018/7/4	2018/7/7	180	135	Hardware tools

Appendix 7 List of International Exhibition (Exposition) Projects Participated in and Hosted Solely by China in 2018

S/N	Exhibition Name	Organizer	Country	City	Start Time	End Time	Exhibition Area Planned (m ²)	Actual Exhibition Area (m ²)	Exhibition Professional Classification
843	DITF 2018	Huiyuan Int'l Commerce & Exhibition Co., Ltd.	Tanzania	Dar es Salaam	2018/7/5	2018/7/7	270	63	General
844	AMTEX 2018	CMEC International Exhibition Co., Ltd.	India	New Delhi	2018/7/6	2018/7/9	180	112.5	Machinery
845	AMTEX 2018	Poly International Exhibition Co., Ltd.	India	New Delhi	2018/7/6	2018/7/9	100	90	Machinery
846	Salon International de la Lingerie & Interfilère Paris	Fujian Fumao Convention and Exhibition Services Co., Ltd.	France	Paris	2018/7/7	2018/7/9	99	189	Textile and apparel & leather products
847	EURO BIKE 2018	China Bicycle Association	Germany	Friedrichshafen	2018/7/8	2018/7/10	300	279	Transportation & logistics
848	Singapore International Water Week	China Council for the Promotion of International Trade Machinery Sub-Council	Singapore	Singapore	2018/7/9	2018/7/11	100	762	Machinery
849	China-Russia Expo 2018	Trade Development Bureau of the Ministry of Commerce	Russia	Yekaterinburg	2018/7/9	2018/7/12	7000	5518	General
850	San Francisco International Solar Show in 2018	China International Exhibition Center Group Corporation	United States	San Francisco	2018/7/10	2018/7/12	90	261	Energy & minerals
851	EES Europe 2018	China International Exhibition Center Group Corporation	United States	San Francisco	2018/7/10	2018/7/12	90	414	Others
852	IAP 2018 China Brand Show	China National Machinery Industry International Co., Ltd.	Iran	Tehran	2018/7/10	2018/7/13	1000	1098	General
853	Exhibition of Kitchen, Bathroom, Sauna and Swimming Pool Equipment	Grand International Exhibition Co., Ltd.	Iran	Tehran	2018/7/10	2018/7/13	400	162	Building decoration
854	IAP 2018 China Brand Show	Trade Development Bureau of the Ministry of Commerce	Iran	Tehran	2018/7/10	2018/7/13	1800	1800	General
855	The Atlanta International Gift & Home Furnishings Market	Huiyuan Int'l Commerce & Exhibition Co., Ltd.	United States	Atlanta	2018/7/11	2018/7/15	180	45	Consumer goods
856	Refrigeration & HVAC Indonesia 2018	CMEC International Exhibition Co., Ltd.	Indonesia	Jakarta	2018/7/11	2018/7/13	200	180	Machinery
857	PAACE Automechanika Mexico 2018	CMEC International Exhibition Co., Ltd.	Mexico	Mexico City	2018/7/11	2018/7/13	180	180	Machinery
858	PAACE Automechanika Mexico	Sinolight International Holdings Corporation	Mexico	Mexico City	2018/7/11	2018/7/13	180	369	Others
859	PAACE Automechanika Mexico 2018	Zhejiang Broad International Convention & Exhibition Co., Ltd.	Mexico	Mexico City	2018/7/11	2018/7/13	270	153	Machinery
860	PAACE Automechanika Mexico	China Council for the Promotion of International Trade, Zhejiang Provincial Committee	Mexico	Mexico City	2018/7/11	2018/7/13	225	279	Others
861	INTERLUMI PANAMA 2018	China Council for the Promotion of International Trade Guangdong committee	Panama	Panama City	2018/7/11	2018/7/13	270	279	Lighting
862	PAACE Automechanika Mexico	Minmetals International Advertising & Exhibition Co., Ltd.	Mexico	Mexico City	2018/7/11	2018/7/13	180	99	Others
863	PAACE Automechanika Mexico	China National Machinery Industry International Co., Ltd.	Mexico	Mexico City	2018/7/11	2018/7/13	400	315	Others
864	INTERLUMI PANAMA 2018	Grand International Exhibition Co., Ltd.	Panama	Panama City	2018/7/11	2018/7/13	360	99	Lighting
865	IFLE - VIETNAM 2018	Fujian Fumao Convention and Exhibition Services Co., Ltd.	Vietnam	Ho Chi Minh City	2018/7/11	2018/7/13	300	234	Others
866	PAACE Automechanika Mexico	China Great Wall International Exhibition Co., Ltd.	Mexico	Mexico City	2018/7/11	2018/7/13	180	234	Others
867	LIFT ESCALATOR 2018	China Council for the Promotion of International Trade Shanghai Sub-Council	Indonesia	Jakarta	2018/7/11	2018/7/13	270	210	Others
868	PAACE Automechanika Mexico	China Council for the Promotion of International Trade Shanghai Pudong Sub-Council	Mexico	Mexico City	2018/7/11	2018/7/13	117	72	Others
869	PAACE Automechanika Mexico	Poly International Exhibition Co., Ltd.	Mexico	Mexico City	2018/7/11	2018/7/13	90	90	Others
870	The Atlanta International Gift & Home Furnishings Market	China (Fujian) Foreign Trade Center (Holdings) Co., Ltd.	United States	Atlanta	2018/7/11	2018/7/15	200	180	Textile and apparel & leather products
871	INA PAACE Automechanika Mexico City 2018	Taizhou Modern International Business Exhibition Co., Ltd.	Mexico	Mexico City	2018/7/11	2018/7/13	180	45	Others
872	PAACE Automechanika Mexico	Grand International Exhibition Co., Ltd.	Mexico	Mexico City	2018/7/11	2018/7/13	90	54	Others

S/N	Exhibition Name	Organizer	Country	City	Start Time	End Time	Exhibition Area Planned (m ²)	Actual Exhibition Area (m ²)	Exhibition Professional Classification
873	IFT EXPO 2018	China Council for the Promotion of International Trade,Zhejiang Provincial Committee	United States	Chicago	2018/7/16	2018/7/18	180	450	Food & agricultural products
874	Fenin Fashion	Poly International Exhibition Co., Ltd.	Brazil	Sao Paulo	2018/7/16	2018/7/19	540	279	Textile and apparel & leather products
875	China-Canada Crop Protection Seminar and Exhibition 2018	China Council for the Promotion of International Trade Chemical Industry Sub-Council	Canada	Curitiba	2018/7/16	2018/7/18	450	450	Agricultural machinery & pesticides
876	IFT EXPO 2018	China Council for the Promotion of International Trade Light Industry Sub-council	United States	Chicago	2018/7/16	2018/7/19	682	648	Food & agricultural products
877	REVAC & TENAGA 2018	CMEC International Exhibition Co., Ltd.	Malaysia	Kuala Lumpur	2018/7/17	2018/7/19	135	225	Energy & minerals
878	FIME 2018	Poly International Exhibition Co., Ltd.	United States	Orlando	2018/7/17	2018/7/19	90	63	Medical care
879	ETE 2018	China Chamber of Commerce for Import and Export of Machinery and Electronic Products	Vietnam	Ho Chi Minh City	2018/7/18	2018/7/21	90	216	Lighting
880	Gifts & gifts 2018	China International Exhibition Center Group Corporation	Singapore	Singapore	2018/7/18	2018/7/20	180	54	Others
881	Print Pack Sign	China International Exhibition Center Group Corporation	Singapore	Singapore	2018/7/18	2018/7/20	180	54	Others
882	Furnitex 2018	Huiyuan Int'l Commerce & Exhibition Co., Ltd.	Australia	Melbourne	2018/7/19	2018/7/22	90	162	Others
883	Furnitex 2018	Zhejiang Broad International Convention & Exhibition Co., Ltd.	Australia	Melbourne	2018/7/19	2018/7/22	135	108	Others
884	Iran Liftex 2018	China Council for the Promotion of International Trade Shanghai Sub-Council	Iran	Tehran	2018/7/19	2018/7/22	360	123	Others
885	M'SIA-PACK 2018	China Food and Packaging Machinery Industry Association	Malaysia	Kuala Lumpur	2018/7/19	2018/7/22	90	54	Others
886	Furnitex 2018	Huiyuan Int'l Commerce & Exhibition Co., Ltd.	Australia	Melbourne	2018/7/19	2018/7/22	90	162	Building decoration
887	Summer London Fashion Fair	China Council for the Promotion of International Trade,Zhejiang Provincial Committee	United Kingdom	London	2018/7/22	2018/7/24	45	45	Textile and apparel & leather products
888	Summer London Fashion Fair	China Chamber of Commerce for Import and Export of Textile and Apparel	United Kingdom	London	2018/7/22	2018/7/24	180	54	Textile and apparel & leather products
889	TexWorld 2018	China International Exhibition Center Group Corporation	United States	new York	2018/7/23	2018/7/25	90	270	Textile and apparel & leather products
890	China Brand Show 2018 (Latin America)	CEC Expo	Brazil	Sao Paulo	2018/7/23	2018/7/26	50	126	General
891	China Textile & Apparel Trade Show New York	China Council for the Promotion of International Trade, Ningbo Committee	United States	new York	2018/7/23	2018/7/25	300	321	Textile and apparel & leather products
892	Apparel Sourcing USA	Chinatex Corporation	United States	new York	2018/7/23	2018/7/25	150	72	Textile and apparel & leather products
893	HOUSEWARES & GIFT FAIR 2018	Huiyuan Int'l Commerce & Exhibition Co., Ltd.	Brazil	Sao Paulo	2018/7/23	2018/7/26	90	45	General
894	TEXWORLD & APP & HTFSE	China Council for the Promotion of International Trade,Zhejiang Provincial Committee	United States	new York	2018/7/23	2018/7/25	180	180	Textile and apparel & leather products
895	TexWorld 2018	Fujian Fumao Convention and Exhibition Services Co., Ltd.	United States	new York	2018/7/23	2018/7/25	200	468	Textile and apparel & leather products
896	Outdoor Retailer 2018	Grand International Exhibition Co., Ltd.	United States	Denver	2018/7/23	2018/7/26	200	126	General
897	TEXWORLD & APP & HTFSE	Zhejiang Broad International Convention & Exhibition Co., Ltd.	United States	new York	2018/7/23	2018/7/25	180	135	Textile and apparel & leather products
898	China Textile & Apparel Trade Show New York	China Council for the Promotion of International Trade,Textile Industry Sub-Council	United States	new York	2018/7/23	2018/7/25	30000	7371	Textile and apparel & leather products
899	TEXWORLD 2018	China Arts Inte'l Exhibition Co., Ltd.	United States	new York	2018/7/23	2018/7/25	90	45	Textile and apparel & leather products
900	Outdoor Retailer Summer Market	China International Exhibition Center Group Corporation	United States	Denver	2018/7/23	2018/7/26	150	450	Culture, education and sporting goods
901	TEXWORLD 2018	China Chamber of Commerce for Import and Export of Textile and Apparel	United States	new York	2018/7/23	2018/7/25	180	193.5	Textile and apparel & leather products

Appendix 7 List of International Exhibition (Exposition) Projects Participated in and Hosted Solely by China in 2018

S/N	Exhibition Name	Organizer	Country	City	Start Time	End Time	Exhibition Area Planned (m ²)	Actual Exhibition Area (m ²)	Exhibition Professional Classification
902	Chinese Home Appliances & Electronics Brand Show (Latin America)	China Chamber of Commerce for Import and Export of Machinery and Electronic Products	Brazil	Sao Paulo	2018/7/23	2018/7/26	2500	1755	Household appliances
903	Apparel Sourcing USA	China Council for the Promotion of International Trade Guangzhou committee	United States	new York	2018/7/23	2018/7/25	135	90	Textile and apparel & leather products
904	QME 2018	CMEC International Exhibition Co., Ltd.	Australia	Piraeus	2018/7/24	2018/7/26	100	243	Energy & minerals
905	INAGRITECH 2018	China Council for the Promotion of International Trade Machinery Sub-Council	Indonesia	Jakarta	2018/7/25	2018/7/27	100	174	Agricultural machinery & pesticides
906	Latin Auto Parts Expo 2018	Zhejiang Broad International Convention & Exhibition Co., Ltd.	Panama	Panama City	2018/7/25	2018/7/27	180	270	Others
907	Serigrafia Sign 2018	Shanghai Modern International Exhibition Co., Ltd.	Brazil	Sao Paulo	2018/7/25	2018/7/28	350	531	Others
908	INAGRITECH 2018	Grand International Exhibition Co., Ltd.	Indonesia	Jakarta	2018/7/25	2018/7/27	135	63	Agricultural machinery & pesticides
909	Latin Auto Parts Expo 2018	Grand International Exhibition Co., Ltd.	Panama	Panama City	2018/7/25	2018/7/27	630	405	Others
910	SUPERZOO 2017	China Great Wall International Exhibition Co., Ltd.	United States	Las Vegas	2018/7/26	2018/7/28	120	144	General
911	Leathertech Bangladesh 2018	Poly International Exhibition Co., Ltd.	Bangladesh	Dhaka	2018/7/26	2018/7/28	270	180	Textile and apparel & leather products
912	IITE 2018	Huiyuan Int'l Commerce & Exhibition Co., Ltd.	Indonesia	Jakarta	2018/7/26	2018/7/28	180	306	Leisure & entertainment
913	SAITEX 2018	Huiyuan Int'l Commerce & Exhibition Co., Ltd.	South Africa	Johannesburg	2018/7/27	2018/7/29	180	72	General
914	MEDICALL 2018	CMEC International Exhibition Co., Ltd.	India	Chennai	2018/7/27	2018/7/29	135	126	Medical care
915	TBS 2018	Poly International Exhibition Co., Ltd.	South Africa	Johannesburg	2018/7/27	2018/7/29	90	99	Hardware tools
916	GTS 2018	China Foreign Trade Centre	South Africa	Johannesburg	2018/7/27	2018/7/29	720	756	General
917	MEDICALL 2018	Zhejiang Zhongzhe International Exhibition & Commerce Co., Ltd.	India	Chennai	2018/7/27	2018/7/29	900	900	Medical care
918	Las Vegas Market 2018	Fujian Fumao Convention and Exhibition Services Co., Ltd.	United States	Las Vegas	2018/7/28	2018/8/2	120	120	Others
919	ASD/AMD Trade Show- Las Vegas 2018	Huiyuan Int'l Commerce & Exhibition Co., Ltd.	United States	Las Vegas	2018/7/29	2018/8/1	600	405	Consumer goods
920	Las Vegas Market 2018	Huiyuan Int'l Commerce & Exhibition Co., Ltd.	United States	Las Vegas	2018/7/29	2018/8/2	90	95	Consumer goods
921	ASD/AMD 2018	China Arts Inte'l Exhibition Co., Ltd.	United States	Las Vegas	2018/7/29	2018/8/1	90	261	General
922	Source Direct	China Foreign Trade Centre	United States	Las Vegas	2018/7/29	2018/8/1	630	225	General
923	COSMOPROF North America 2018	Poly International Exhibition Co., Ltd.	United States	Las Vegas	2018/7/29	2018/7/31	270	72	Consumer goods
924	ASD/AMD Trade Show- Las Vegas 2018	Fujian Fumao Convention and Exhibition Services Co., Ltd.	United States	Las Vegas	2018/7/29	2018/8/1	180	180	Consumer goods
925	ASD/AMD 2018	Zhejiang Broad International Convention & Exhibition Co., Ltd.	United States	Las Vegas	2018/7/29	2018/8/1	405	468	General
926	ASD 2018	Poly International Exhibition Co., Ltd.	United States	Las Vegas	2018/7/29	2018/8/1	90	99	Gift & crafts
927	Electronics Home Argentina 2018	China Chamber of Commerce for Import and Export of Machinery and Electronic Products	Argentina	Buenos Aires	2018/7/30	2018/8/1	1000	585	Consumer goods
928	EXPOTEXTIL PERU 2018	Fujian Fumao Convention and Exhibition Services Co., Ltd.	Peru	Lima	2018/8/1	2018/8/3	90	120	Textile and apparel & leather products
929	Plastics, Packaging, Printing Exhibition	CMEC International Exhibition Co., Ltd.	Pakistan	Lahore	2018/8/2	2018/8/4	300	576	Others
930	China Zhejiang Goods Expo	Zhejiang Broad International Convention & Exhibition Co., Ltd.	Vietnam	Ho Chi Minh City	2018/8/2	2018/8/4	1350	1350	General
931	IILF Delhi 2018	Poly International Exhibition Co., Ltd.	India	New Delhi	2018/8/2	2018/8/4	180	162	Textile and apparel & leather products
932	SIGN & LED MALAYSIA 2018	Shanghai Modern International Exhibition Co., Ltd.	Malaysia	Kuala Lumpur	2018/8/2	2018/8/5	180	171	Printing
933	IILF Delhi 2018	Fujian Fumao Convention and Exhibition Services Co., Ltd.	India	New Delhi	2018/8/2	2018/8/4	200	246	Textile and apparel & leather products

S/N	Exhibition Name	Organizer	Country	City	Start Time	End Time	Exhibition Area Planned (m ²)	Actual Exhibition Area (m ²)	Exhibition Professional Classification
934	Print Technology 2018	Printing and Printing Equipment Industries Association of China	Malaysia	Kuala Lumpur	2018/8/2	2018/8/5	45	81	Others
935	Profood Propack 2018	China Council for the Promotion of International Trade Light Industry Sub-council	Sri Lanka	Colombo	2018/8/3	2018/8/5	270	189	Food & agricultural products
936	UK Moda Footwear 2018	Huiyuan Int'l Commerce & Exhibition Co., Ltd.	United Kingdom	Birmingham	2018/8/5	2018/8/7	90	147	Textile and apparel & leather products
937	UK Moda Footwear 2018	Fujian Fumao Convention and Exhibition Services Co., Ltd.	United Kingdom	Birmingham	2018/8/5	2018/8/7	100	93	Textile and apparel & leather products
938	Escolar 2018	China Foreign Trade Centre	Brazil	Sao Paulo	2018/8/5	2018/8/8	350	282.5	Culture, education and sporting goods
939	Iran (Tehran) International Building Materials Fair in 2018	Grand International Exhibition Co., Ltd.	Iran	Tehran	2018/8/6	2018/8/9	90	132	Building decoration
940	Brazil Agrochem Show 2018	China Council for the Promotion of International Trade Chemical Industry Sub-Council	Brazil	Sao Paulo	2018/8/7	2018/8/8	450	450	Machinery
941	International Procurement Exhibition	China Council for the Promotion of International Trade Light Industry Sub-council	South Africa	Johannesburg	2018/8/8	2018/8/10	270	108	General
942	Vietad 2018	China Council for the Promotion of International Trade Shanghai Sub-Council	Vietnam	Ho Chi Minh City	2018/8/8	2018/8/11	90	108	Others
943	SAITEX 2018	China Council for the Promotion of International Trade, Zhejiang Provincial Committee	South Africa	Johannesburg	2018/8/8	2018/8/10	270	126	General
944	Automechanika Atlanta 2018	China National Machinery Industry International Co., Ltd.	United States	Atlanta	2018/8/8	2018/8/10	90	72	Transportation & logistics
945	Automechanika Atlanta 2018	China Chamber of Commerce for Import and Export of Machinery and Electronic Products	United States	Atlanta	2018/8/8	2018/8/10	90	81	Transportation & logistics
946	MAGIC SHOW 2018	China International Exhibition Center Group Corporation	United States	Las Vegas	2018/8/12	2018/8/15	720	720	General
947	MAGIC 2018	Chinatex Corporation	United States	Las Vegas	2018/8/12	2018/8/15	1500	531	Textile and apparel & leather products
948	MAGIC 2018	Huiyuan Int'l Commerce & Exhibition Co., Ltd.	United States	Las Vegas	2018/8/12	2018/8/15	2300	882	Textile and apparel & leather products
949	China Brand Show 2018	Huiyuan Int'l Commerce & Exhibition Co., Ltd.	United States	new York	2018/8/12	2018/8/15	90	45	Gift & crafts
950	MAGIC 2018	China Council for the Promotion of International Trade, Ningbo Committee	United States	Las Vegas	2018/8/12	2018/8/15	270	171	Textile and apparel & leather products
951	WSA & MAGIC 2018	China Foreign Trade Centre	United States	Las Vegas	2018/8/12	2018/8/15	810	675	General
952	Sourcing at MAGIC Home	China Foreign Trade Centre	United States	Las Vegas	2018/8/12	2018/8/15	540	144	Textile and apparel & leather products
953	MAGIC 2018	China Foreign Trade Centre	United States	Las Vegas	2018/8/12	2018/8/15	405	270	Textile and apparel & leather products
954	MAGIC 2018	China Chamber of Commerce for Import and Export of Light Industrial Products and Arts-Crafts	United States	Las Vegas	2018/8/12	2018/8/15	200	1053	Textile and apparel & leather products
955	MAGIC 2018	Fujian Fumao Convention and Exhibition Services Co., Ltd.	United States	Las Vegas	2018/8/12	2018/8/15	300	396	Textile and apparel & leather products
956	MAGIC 2018	China Council for the Promotion of International Trade, Zhejiang Provincial Committee	United States	Las Vegas	2018/8/12	2018/8/15	1080	684	Textile and apparel & leather products
957	MAGIC 2018	Zhejiang Broad International Convention & Exhibition Co., Ltd.	United States	Las Vegas	2018/8/12	2018/8/15	360	180	Textile and apparel & leather products
958	MAGIC 2018	Grand International Exhibition Co., Ltd.	United States	Las Vegas	2018/8/12	2018/8/15	450	396	Textile and apparel & leather products
959	MAGIC SHOW 2018	China Great Wall International Exhibition Co., Ltd.	United States	Las Vegas	2018/8/12	2018/8/15	1350	909	General
960	Interbuild Africa 2018	China Great Wall International Exhibition Co., Ltd.	South Africa	Johannesburg	2018/8/15	2018/8/18	324	90	Building decoration
961	Interbuild Africa 2018	Grand International Exhibition Co., Ltd.	South Africa	Johannesburg	2018/8/15	2018/8/18	225	356	Building decoration
962	SMEX 2018	CMEC International Exhibition Co., Ltd.	Malaysia	Kuala Lumpur	2018/8/15	2018/8/18	1500	1854	Machinery

Appendix 7 List of International Exhibition (Exposition) Projects Participated in and Hosted Solely by China in 2018

S/N	Exhibition Name	Organizer	Country	City	Start Time	End Time	Exhibition Area Planned (m ²)	Actual Exhibition Area (m ²)	Exhibition Professional Classification
963	Interbuild Africa 2018	Zhejiang Broad International Convention & Exhibition Co., Ltd.	South Africa	Johannesburg	2018/8/15	2018/8/18	90	90	Building decoration
964	Textile Fabrics and Shoes Exhibition	Fujian Fumao Convention and Exhibition Services Co., Ltd.	United States	Portland	2018/8/15	2018/8/16	45	54	Textile and apparel & leather products
965	China Machinery & Electronic Brand Show (Philippines)	Huiyuan Int'l Commerce & Exhibition Co., Ltd.	Philippines	Manila	2018/8/16	2018/8/18	90	225	Machinery
966	China Machinery & Electronic Brand Show (Philippines)	China Chamber of Commerce for Import and Export of Machinery and Electronic Products	Philippines	Manila	2018/8/16	2018/8/18	3000	1251	Machinery
967	Singapore-China International Consumer Electronics and Homeware Fair	China Chamber of Commerce for Import and Export of Machinery and Electronic Products	Singapore	Singapore	2018/8/16	2018/8/18	2600	270	Consumer goods
968	TEXWORLD USA 2018	China Council for the Promotion of International Trade Jiangsu Sub-Council	United States	New York	2018/8/16	2018/8/18	90	90	Textile and apparel & leather products
969	Secutech Vietnam Exhibition	CEC Expo	Vietnam	Ho Chi Minh City	2018/8/16	2018/8/18	45	54	Security & protection
970	China Machinery & Electronic Brand Show (Philippines)	Trade Development Bureau of the Ministry of Commerce	Philippines	Manila	2018/8/16	2018/8/18	1100	1251	Machinery
971	Commodity Fair (Autumn)	China Council for the Promotion of International Trade Liaoning Sub-Council	Mongolia	Ulan Bator	2018/8/16	2018/8/19	1500	558	General
972	FIME 2018	China Council for the Promotion of International Trade Jiangsu Sub-Council	United States	Miami	2018/8/17	2018/8/19	90	423	Medical care
973	Iran International Hardware & Tools Exhibition	Minmetals International Advertising & Exhibition Co., Ltd.	Iran	Tehran	2018/8/18	2018/8/21	630	243	Hardware tools
974	Apparel & Textile Sourcing Toronto	China Chamber of Commerce for Import and Export of Textile and Apparel	Canada	Toronto	2018/8/20	2018/8/22	3000	2304	Textile and apparel & leather products
975	China Brand Show 2018 (Canada)	Trade Development Bureau of the Ministry of Commerce	Canada	Toronto	2018/8/20	2018/8/22	1800	1350	Consumer goods
976	Apparel & Textile Sourcing Toronto	China Council for the Promotion of International Trade, Zhejiang Provincial Committee	Canada	Toronto	2018/8/20	2018/8/22	135	315	Textile and apparel & leather products
977	Apparel & Textile Sourcing Canada	Huiyuan Int'l Commerce & Exhibition Co., Ltd.	Canada	Toronto	2018/8/20	2018/8/22	180	81	Textile and apparel & leather products
978	China Brand Show 2018 (Canada)	Genertec International Advertising & Exhibition Co., Ltd.	Canada	Toronto	2018/8/20	2018/8/22	3000	1350	Consumer goods
979	China Brand Show 2018 (Canada)	Zhejiang Broad International Convention & Exhibition Co., Ltd.	Canada	Toronto	2018/8/20	2018/8/22	270	180	Consumer goods
980	Pet South America 2017	China Great Wall International Exhibition Co., Ltd.	Brazil	Sao Paulo	2018/8/21	2018/8/23	50	72	Gift & crafts
981	Gamescom -2018	Genertec International Advertising & Exhibition Co., Ltd.	Germany	Cologne	2018/8/21	2018/8/25	360	240	Leisure & entertainment
982	Food Ingredients South America 2018	China Chamber of Commerce for Import & Export of Medicines & Health Products	Brazil	Sao Paulo	2018/8/21	2018/8/23	450	396	Food & agricultural products
983	Gamescom -2018	Trade Development Bureau of the Ministry of Commerce	Germany	Cologne	2018/8/21	2018/8/25	240	198	Leisure & entertainment
984	IWF 2018	China Foreign Trade Centre	United States	Atlanta	2018/8/22	2018/8/25	180	211.5	Machinery
985	ESS 2018- International Security Fair - Efficiency + Security + Safety	China Chamber of Commerce for Import and Export of Machinery and Electronic Products	Colombia	Bogota	2018/8/22	2018/8/24	180	90	Security & protection
986	AGRITECHNICA ASIA 2018	China National Chemical Information Centre Co., Ltd.	Thailand	Bangkok	2018/8/22	2018/8/24	45	45	Agricultural machinery & pesticides
987	METAL AND HARDWARE PHILIPPINES 2018	Poly International Exhibition Co., Ltd.	Philippines	Manila	2018/8/22	2018/8/25	108	171	Hardware tools
988	Australia-China Trade Expo 2018	China Council for the Promotion of International Trade Shanghai Sub-Council	Australia	Melbourne	2018/8/24	2018/8/26	480	441	General
989	INTERAUTO 2018	China International Exhibition Center Group Corporation	Russia	Moscow	2018/8/27	2018/8/30	396	522	Machinery
990	INTERAUTO 2018	CMEC International Exhibition Co., Ltd.	Russia	Moscow	2018/8/27	2018/8/30	500	477	Machinery
991	INTERAUTO 2018	China Council for the Promotion of International Trade Machinery Sub-Council	Russia	Moscow	2018/8/27	2018/8/30	270	306	Machinery

S/N	Exhibition Name	Organizer	Country	City	Start Time	End Time	Exhibition Area Planned (m ²)	Actual Exhibition Area (m ²)	Exhibition Professional Classification
992	CIGRE Technical Exhibition 2018	China Council for the Promotion of International Trade Machinery Sub-Council	France	Paris	2018/8/27	2018/8/31	180	166.5	Machinery
993	Automechanika Moscow 2018	China Chamber of Commerce for Import and Export of Machinery and Electronic Products	Russia	Moscow	2018/8/27	2018/8/30	90	369	Others
994	INTERAUTO 2018	Zhejiang Broad International Convention & Exhibition Co., Ltd.	Russia	Moscow	2018/8/27	2018/8/30	450	90	Machinery
995	Automechanika Moscow 2018	China Great Wall International Exhibition Co., Ltd.	Russia	Moscow	2018/8/27	2018/8/30	600	369	Others
996	INTERAUTO 2018	Grand International Exhibition Co., Ltd.	Russia	Moscow	2018/8/27	2018/8/30	648	469	Machinery
997	INTERAUTO 2018	China Council for the Promotion of International Trade, Automotive Industry Committee	Russia	Moscow	2018/8/27	2018/8/30	180	136.5	Machinery
998	INTERAUTO 2018	China Arts Int'l Exhibition Co., Ltd.	Russia	Moscow	2018/8/27	2018/8/30	90	216	Machinery
999	INTERAUTO 2018	China Council for the Promotion of International Trade, Zhejiang Provincial Committee	Russia	Moscow	2018/8/27	2018/8/30	450	333	Machinery
1000	Poznan Fashion Fair 2018	Huiyuan Int'l Commerce & Exhibition Co., Ltd.	Poland	Poznan	2018/8/27	2018/8/29	180	378	Textile and apparel & leather products
1001	INTERAUTO 2018	Sinolight International Holdings Corporation	Russia	Moscow	2018/8/27	2018/8/30	135	189	Machinery
1002	INTERAUTO 2018	China Auto Caic Ltd.	Russia	Moscow	2018/8/27	2018/8/30	360	180	Machinery
1003	Moscow International Motor Show 2018	China Council for the Promotion of International Trade Shanghai Pudong Sub-Council	Russia	Moscow	2018/8/27	2018/8/30	180	54	Others
1004	INTERAUTO 2018	China Council for the Promotion of International Trade Shanghai Sub-Council	Russia	Moscow	2018/8/27	2018/8/30	720	162	Machinery
1005	INTERAUTO 2018	China National Machinery Industry International Co., Ltd.	Russia	Moscow	2018/8/27	2018/8/30	180	290	Machinery
1006	InterSolar South America 2018	China International Exhibition Center Group Corporation	Brazil	Sao Paulo	2018/8/28	2018/8/30	90	1800	Energy & minerals
1007	INTERAUTO 2018	China Great Wall International Exhibition Co., Ltd.	Russia	Moscow	2018/8/28	2018/8/31	540	787.5	Machinery
1008	TURKMEN CONSTRUCTION 2018	Grand International Exhibition Co., Ltd.	Turkmenistan	Ashgabat	2018/8/28	2018/8/30	150	162	Building decoration
1009	CPhI Korea 2018	China Chamber of Commerce for Import & Export of Medicines & Health Products	Korea	Seoul	2018/8/28	2018/8/30	180	414	Medical care
1010	CPhI Korea 2018	China Chamber of Commerce for Import & Export of Medicines & Health Products	Korea	Seoul	2018/8/28	2018/8/30	90	99	Food & agricultural products
1011	ABASTUR 2018	China Chamber of Commerce for Import and Export of Machinery and Electronic Products	Mexico	Mexico City	2018/8/28	2018/8/31	180	252	Others
1012	CHEMEXPO Philippines 2018	China Council for the Promotion of International Trade Chemical Industry Sub-Council	Philippines	Manila	2018/8/28	2018/8/30	450	378	Chemical industry
1013	CPhI Korea 2018	China Council for the Promotion of International Trade Chemical Industry Sub-Council	Korea	Seoul	2018/8/28	2018/8/30	135	117	Medical care
1014	Poznan Fashion Fair 2018	China Chamber of Commerce for Import and Export of Textile and Apparel	Poland	Poznan	2018/8/28	2018/8/29	450	45	Textile and apparel & leather products
1015	ProMat 2018	China Council for the Promotion of International Trade Machinery Sub-Council	Thailand	Bangkok	2018/8/29	2018/8/31	100	66	Machinery
1016	Iran International Auto Show 2018	CMEC International Exhibition Co., Ltd.	Russia	Moscow	2018/8/29	2018/9/9	800	1008	Transportation & logistics
1017	Medical Fair Asia 2018	CMEC International Exhibition Co., Ltd.	Singapore	Singapore	2018/8/29	2018/8/31	300	378	Medical care
1018	Intertool India 2018	China Chamber of Commerce for Import and Export of Machinery and Electronic Products	India	New Delhi	2018/8/29	2018/8/31	180	90	Hardware tools
1019	Medical Fair Asia 2018	China Council for the Promotion of International Trade Jiangsu Sub-Council	Singapore	Singapore	2018/8/29	2018/8/31	90	144	Medical care
1020	Metal-Expo 2018	Metallurgical Council of China Council for the Promotion of International Trade	India	New Delhi	2018/8/29	2018/8/31	200	297	Energy & minerals
1021	2018 Hand Tools & Fastener Expo	Poly International Exhibition Co., Ltd.	India	New Delhi	2018/8/29	2018/8/31	90	198	Hardware tools

Appendix 7 List of International Exhibition (Exposition) Projects Participated in and Hosted Solely by China in 2018

S/N	Exhibition Name	Organizer	Country	City	Start Time	End Time	Exhibition Area Planned (m ²)	Actual Exhibition Area (m ²)	Exhibition Professional Classification
1022	The 11th Occupational Safety+Health Exhibition fo Asia 2018	China International Exhibition Center Group Corporation	Singapore	Singapore	2018/8/29	2018/8/31	90	135	Security & protection
1023	India Automation Exposition	China Council for the Promotion of International Trade Machinery Sub-Council	India	Mumbai	2018/8/29	2018/9/1	100	45	Machinery
1024	India Automation Exposition	Poly International Exhibition Co., Ltd.	India	Mumbai	2018/8/29	2018/9/1	450	369	Machinery
1025	Medical Fair Asia 2018	China Chamber of Commerce for Import & Export of Medicines & Health Products	Singapore	Singapore	2018/8/29	2018/8/31	315	193.5	Medical care
1026	K-PRINT Week 2018	Printing and Printing Equipment Industries Association of China	Korea	Goyang	2018/8/29	2018/9/1	45	297	Others
1027	Vn Pack Print & Vn Print Label 2018	Printing and Printing Equipment Industries Association of China	Vietnam	Ho Chi Minh City	2018/8/29	2018/9/1	45	522	Others
1028	IIHT 2018	Minmetals International Advertising & Exhibition Co., Ltd.	India	New Delhi	2018/8/29	2018/10/1	360	204	Hardware tools
1029	Intertool India 2018	Sinolight International Holdings Corporation	India	New Delhi	2018/8/29	2018/8/31	720	850	Hardware tools
1030	FI INDIA 2018	China Chamber of Commerce for Import & Export of Medicines & Health Products	India	New Delhi	2018/8/30	2018/9/1	180	207	Food & agricultural products
1031	FERIA DEL HOGAR COLOMBIA 2018	China Council for the Promotion of International Trade Shanghai Pudong Sub-Council	Colombia	Bogota	2018/8/30	2018/9/16	72	1080	General
1032	IFA BERLIN 2018	CEC Expo	Germany	Berlin	2018/8/31	2018/9/5	1000	693	General
1033	Agri Tech 2018	China Council for the Promotion of International Trade Chemical Industry Sub-Council	India	Bangalore	2018/8/31	2018/9/2	300	144	Others
1034	IFA BERLIN 2018	Grand International Exhibition Co., Ltd.	Germany	Berlin	2018/8/31	2018/9/5	618	140	General
1035	IFA 2018	China Chamber of Commerce for Import and Export of Machinery and Electronic Products	Germany	Berlin	2018/8/31	2018/9/5	3500	3753	Consumer goods
1036	Asian American Expo 2018	Poly International Exhibition Co., Ltd.	United States	San Francisco	2018/9/1	2018/9/2	450	360	General
1037	Chinese Home Appliances & Electronics Brand Show (Latin America)	Trade Development Bureau of the Ministry of Commerce	Brazil	Sao Paulo	2018/9/1	2018/9/4	2250	□	Household appliances
1038	SPOGA & GAFA 2018	China International Exhibition Center Group Corporation	Germany	Cologne	2018/9/2	2018/9/4	1000	567	General
1039	SPOGA & GAFA 2018	Huiyuan Int'l Commerce & Exhibition Co., Ltd.	Germany	Cologne	2018/9/2	2018/9/4	90	337	General
1040	European Showcase for Brands of China 2018	Genertec International Advertising & Exhibition Co., Ltd.	United Kingdom	Birmingham	2018/9/2	2018/9/5	3000	1782	General
1041	SPOGA & GAFA 2018	Zhejiang Broad International Convention & Exhibition Co., Ltd.	Germany	Cologne	2018/9/2	2018/9/4	3330	3285	General
1042	SPOGA & GAFA 2018	China Arts Inte'l Exhibition Co., Ltd.	Germany	Cologne	2018/9/2	2018/9/4	270	80	General
1043	European (UK) Showcase for Brands of China	Huiyuan Int'l Commerce & Exhibition Co., Ltd.	United Kingdom	Birmingham	2018/9/2	2018/9/5	450	198	General
1044	SPOGA & GAFA 2018	China Chamber of Commerce for Import and Export of Machinery and Electronic Products	Germany	Cologne	2018/9/2	2018/9/4	450	301.5	General
1045	SPOGA & GAFA 2018	Fujian Fumao Convention and Exhibition Services Co., Ltd.	Germany	Cologne	2018/9/2	2018/9/4	600	1135	General
1046	SPOGA & GAFA 2018	China Council for the Promotion of International Trade,Zhejiang Provincial Committee	Germany	Cologne	2018/9/2	2018/9/4	270	423	General
1047	SPOGA+GAFA	North International Exhibition Co., Ltd.	Germany	Cologne	2018/9/2	2018/9/4	400	382.5	General
1048	SPOGA & GAFA 2018	China Great Wall International Exhibition Co., Ltd.	Germany	Cologne	2018/9/2	2018/9/4	1000	993	General
1049	SPOGA & GAFA 2018	Grand International Exhibition Co., Ltd.	Germany	Cologne	2018/9/2	2018/9/4	350	135	General
1050	IFA BERLIN 2018	China Council for the Promotion of International Trade Electronics & information Industry Sub-council	Germany	Berlin	2018/9/2	2018/9/5	360	369	General
1051	SPOGA+GAFA	Poly International Exhibition Co., Ltd.	Germany	Cologne	2018/9/2	2018/9/4	405	1332	Hardware tools
1052	SPOGA+GAFA	Sinolight International Holdings Corporation	Germany	Cologne	2018/9/2	2018/9/4	600	568.5	General

S/N	Exhibition Name	Organizer	Country	City	Start Time	End Time	Exhibition Area Planned (m ²)	Actual Exhibition Area (m ²)	Exhibition Professional Classification
1053	European (UK) Showcase for Brands of China	Zhejiang Broad International Convention & Exhibition Co., Ltd.	United Kingdom	Birmingham	2018/9/2	2018/9/5	90	90	General
1054	European Showcase for Brands of China	Trade Development Bureau of the Ministry of Commerce	United Kingdom	Birmingham	2018/9/2	2018/9/5	1500	1782	General
1055	CPhI ME	China Chamber of Commerce for Import & Export of Medicines & Health Products	United Arab Emirates	Abu Dhabi	2018/9/3	2018/9/5	360	360	Medical care
1056	CPhI ME 2018	China Council for the Promotion of International Trade Chemical Industry Sub-Council	United Arab Emirates	Abu Dhabi	2018/9/3	2018/9/5	90	90	Medical care
1057	China Building Materials HVAC Products Exhibition	China International Exhibition Center Group Corporation	Kazakhstan	Almaty	2018/9/4	2018/9/6	1500	270	General
1058	SMM 2018	China Council for the Promotion of International Trade Machinery Sub-Council	Germany	Hamburg	2018/9/4	2018/9/7	300	424.5	Others
1059	Food & Drink Technology Africa	China Council for the Promotion of International Trade Machinery Sub-Council	South Africa	Johannesburg	2018/9/4	2018/9/6	100	45	Others
1060	SMM 2018	China Chamber of Commerce for Import and Export of Machinery and Electronic Products	Germany	Saskatoon	2018/9/4	2018/9/7	400	315	Others
1061	SMM 2018	China Council for the Promotion of International Trade Jiangsu Sub-Council	Germany	Hamburg	2018/9/4	2018/9/7	90	486	Others
1062	Expo Elevador 2018	China Council for the Promotion of International Trade Shanghai Sub-Council	Brazil	Sao Paulo	2018/9/4	2018/9/5	270	103	Others
1063	Expo Elevador 2018	China Shippers' Association	Brazil	Sao Paulo	2018/9/4	2018/9/5	300	261	Others
1064	Middle East Stone 2018	China Chamber of International Commerce	United Arab Emirates	Dubai	2018/9/4	2018/9/6	500	218	General
1065	International Heating, Ventilation, Air Conditioning and Bathroom Accessory Exhibition	CMEC International Exhibition Co., Ltd.	Kazakhstan	Almaty	2018/9/4	2018/9/6	150	333	General
1066	Food & Drink Technology Africa	China International Exhibition Center Group Corporation	South Africa	Johannesburg	2018/9/4	2018/9/6	90	126	Others
1067	SMM 2018	CMEC International Exhibition Co., Ltd.	Germany	Hamburg	2018/9/4	2018/9/7	90	126	Others
1068	MCE ASIA 2018	China Chamber of Commerce for Import and Export of Machinery and Electronic Products	Singapore	Singapore	2018/9/5	2018/9/7	180	72	Others
1069	Food-Tech Eurasia	China Chamber of Commerce of Foodstuffs and Native Produce	Turkey	Istanbul	2018/9/5	2018/9/8	180	123	Food & agricultural products
1070	International Home & Housewares Show 2018	Shanghai International Trade Promotion Co., Ltd.	Czech Republic	Prague	2018/9/5	2018/9/6	270	180	Consumer goods
1071	Build Eco Xpo Asia	Zhejiang Broad International Convention & Exhibition Co., Ltd.	Singapore	Singapore	2018/9/5	2018/9/7	90	45	Building decoration
1072	Preview In Seoul 2018	China Council for the Promotion of International Trade Shandong Sub-Council	Korea	Seoul	2018/9/5	2018/9/7	450	81	Textile and apparel & leather products
1073	China (Nigeria) Trade Fair 2018	China Huayang Economic and Trade Group Co., Ltd.	Nigeria	Lagos	2018/9/5	2018/9/7	1800	2097	General
1074	China (Nigeria) Trade Fair 2018	Zhejiang Meorient Commerce & Exhibition Co., Ltd.	Nigeria	Lagos	2018/9/5	2018/9/7	1260	1197	General
1075	Livestock 2018	China National Chemical Information Centre Co., Ltd.	Cambodia	Phnom Penh	2018/9/5	2018/9/7	45	63	Agricultural machinery & pesticides
1076	China (Nigeria) Trade Fair 2018	Shanghai International Trade & Service (Group) Co., Ltd.	Nigeria	Lagos	2018/9/5	2018/9/7	90	45	General
1077	Moscow International Book Fair	Zhejiang Zhongzhe International Exhibition & Commerce Co., Ltd.	Russia	Moscow	2018/9/5	2018/9/9	180	180	Others
1078	CCE South East Asia 2018	Printing and Printing Equipment Industries Association of China	Thailand	Bangkok	2018/9/5	2018/9/7	45	45	Others
1079	"Shanghai sail" Trade Fair	Shanghai International Trade Promotion Co., Ltd.	Lithuania	Vilnius	2018/9/5	2018/9/7	4000	1278	General
1080	China Engineering & Technology and Manufacturing Capacity Cooperation Expo	CMEC International Exhibition Co., Ltd.	Panama	Panama City	2018/9/5	2018/9/9	500	450	Machinery
1081	2018 EXPO FERRETERA	China International Exhibition Center Group Corporation	Mexico	Guadalajara	2018/9/6	2018/9/8	270	153	Hardware tools

Appendix 7 List of International Exhibition (Exposition) Projects Participated in and Hosted Solely by China in 2018

S/N	Exhibition Name	Organizer	Country	City	Start Time	End Time	Exhibition Area Planned (m ²)	Actual Exhibition Area (m ²)	Exhibition Professional Classification
1082	India International Laboratory, Analysis, Diagnosis and Biotechnology Exhibition	China International Exhibition Center Group Corporation	India	Hyderabad	2018/9/6	2018/9/8	45	54	Others
1083	INTERMAT ASEAN 2018	CMEC International Exhibition Co., Ltd.	Thailand	Bangkok	2018/9/6	2018/9/8	200	1413	Machinery
1084	2018 EXPO FERRETERA	CMEC International Exhibition Co., Ltd.	Mexico	Guadalajara	2018/9/6	2018/9/8	819	810	Hardware tools
1085	2018 EXPO FERRETERA	China Council for the Promotion of International Trade, Zhejiang Provincial Committee	Mexico	Guadalajara	2018/9/6	2018/9/8	180	198	Hardware tools
1086	EXPO NACIONAL FERRETERA	Zhejiang Broad International Convention & Exhibition Co., Ltd.	Mexico	Mexico City	2018/9/6	2018/9/8	225	225	Hardware tools
1087	2018 EXPO FERRETERA	Poly International Exhibition Co., Ltd.	Mexico	Guadalajara	2018/9/6	2018/9/8	90	360	Hardware tools
1088	2018 EXPO FERRETERA	Grand International Exhibition Co., Ltd.	Mexico	Guadalajara	2018/9/6	2018/9/8	298	531	Hardware tools
1089	2018 EXPO FERRETERA	China Council for the Promotion of International Trade Light Industry Sub-council	Mexico	Guadalajara	2018/9/6	2018/9/8	288	117	Hardware tools
1090	CONSTECH 2018	China Council for the Promotion of International Trade Machinery Sub-Council	Thailand	Bangkok	2018/9/6	2018/9/8	300	99	Building decoration
1091	2018 EXPO FERRETERA	China Chamber of Commerce for Import and Export of Machinery and Electronic Products	Mexico	Guadalajara	2018/9/6	2018/9/8	270	234	Hardware tools
1092	EXPO NACIONAL FERRETERA	North International Exhibition Co., Ltd.	Mexico	Mexico City	2018/9/6	2018/9/8	90	171	Hardware tools
1093	VIETBUILD 2018	China Chamber of Commerce of Metals, Minerals & Chemicals Importers & Exporters	Vietnam	Hanoi	2018/9/6	2018/9/10	600	495	Building decoration
1094	EXPO 2018	Poly International Exhibition Co., Ltd.	Greece	Thessaloniki	2018/9/8	2018/9/16	270	270	General
1095	MINEX 2018	CMEC International Exhibition Co., Ltd.	Iran	Tehran	2018/9/9	2018/9/11	90	99	Machinery
1096	ELECTRA MINING AFRICA 2018	CMEC International Exhibition Co., Ltd.	South Africa	Johannesburg	2018/9/10	2018/9/14	300	936	Energy & minerals
1097	ELECTRA MINING AFRICA 2018	China Council for the Promotion of International Trade Machinery Sub-Council	South Africa	Johannesburg	2018/9/10	2018/9/14	360	189	Energy & minerals
1098	Industrial Automation North America	China Council for the Promotion of International Trade Machinery Sub-Council	United States	Chicago	2018/9/10	2018/9/15	200	90	Machinery
1099	IMTS 2018	CMEC International Exhibition Co., Ltd.	United States	Chicago	2018/9/10	2018/9/15	400	270	Machinery
1100	IMTS 2018	China Council for the Promotion of International Trade Machinery Sub-Council	United States	Chicago	2018/9/10	2018/9/15	2200	1917	Machinery
1101	GLEE 2018	Huiyuan Int'l Commerce & Exhibition Co., Ltd.	United Kingdom	Birmingham	2018/9/10	2018/9/12	135	45	General
1102	Glee Birmingham	China Great Wall International Exhibition Co., Ltd.	United Kingdom	Birmingham	2018/9/10	2018/9/12	270	405	General
1103	MOSSHOES 2018	China Chamber of Commerce for Import and Export of Light Industrial Products and Arts-Crafts	Russia	Moscow	2018/9/10	2018/9/13	300	414	Textile and apparel & leather products
1104	MOSSHOES 2018	Poly International Exhibition Co., Ltd.	Russia	Moscow	2018/9/10	2018/9/13	450	693	Textile and apparel & leather products
1105	Fine Food Australia 2018	China Chamber of Commerce of Foodstuffs and Native Produce	Australia	Melbourne	2018/9/10	2018/9/13	360	117	Food & agricultural products
1106	IAMD 2018	China Great Wall International Exhibition Co., Ltd.	United States	Chicago	2018/9/10	2018/9/15	450	315	Machinery
1107	Fine Food Australia 2018	Zhejiang Broad International Convention & Exhibition Co., Ltd.	Australia	Melbourne	2018/9/10	2018/9/13	90	90	Food & agricultural products
1108	GLEE 2018	Zhejiang Broad International Convention & Exhibition Co., Ltd.	United Kingdom	Birmingham	2018/9/10	2018/9/12	90	180	General
1109	Electra Mining Africa 2018	Trade Development Bureau of the Ministry of Commerce	South Africa	Johannesburg	2018/9/10	2018/9/14	1000	936	Machinery
1110	ITU TELECOM WORLD 2018	China Post International Exhibition Advertising Co., Ltd.	South Africa	Durban	2018/9/10	2018/9/13	400	327	Information & communications
1111	Globe Shoes 2018	Zhejiang Broad International Convention & Exhibition Co., Ltd.	Russia	Moscow	2018/9/10	2018/9/13	90	63	General
1112	MOSSHOES 2018	China Council for the Promotion of International Trade Guangzhou committee	Russia	Moscow	2018/9/10	2018/9/13	150	225	Textile and apparel & leather products
1113	Automechanika Frankfurt	China International Exhibition Center Group Corporation	Germany	Frankfurt	2018/9/11	2018/9/15	380	612	Transportation & logistics

S/N	Exhibition Name	Organizer	Country	City	Start Time	End Time	Exhibition Area Planned (m ²)	Actual Exhibition Area (m ²)	Exhibition Professional Classification
1114	Automechanika Frankfurt	Zhejiang Broad International Convention & Exhibition Co., Ltd.	Germany	Frankfurt	2018/9/11	2018/9/15	270	306	Transportation & logistics
1115	Automechanika Frankfurt	China Council for the Promotion of International Trade Machinery Sub-Council	Germany	Frankfurt	2018/9/11	2018/9/15	300	414	Transportation & logistics
1116	Automechanika Frankfurt	CMEC International Exhibition Co., Ltd.	Germany	Frankfurt	2018/9/11	2018/9/15	300	234	Transportation & logistics
1117	Health Asia 2018	CMEC International Exhibition Co., Ltd.	Pakistan	Karachi	2018/9/11	2018/9/13	135	180	Medical care
1118	Automechanika Frankfurt	China Council for the Promotion of International Trade, Ningbo Committee	Germany	Frankfurt	2018/9/11	2018/9/15	200	153	Transportation & logistics
1119	Automechanika Frankfurt	China Chamber of Commerce for Import and Export of Machinery and Electronic Products	Germany	Frankfurt	2018/9/11	2018/9/15	450	1017	Transportation & logistics
1120	Household Expo 2018	China Chamber of Commerce for Import and Export of Machinery and Electronic Products	Russia	Moscow	2018/9/11	2018/9/13	180	216	Household appliances
1121	Automechanika Frankfurt	China Great Wall International Exhibition Co., Ltd.	Germany	Frankfurt	2018/9/11	2018/9/15	360	558	Transportation & logistics
1122	Automechanika Frankfurt	Grand International Exhibition Co., Ltd.	Germany	Frankfurt	2018/9/11	2018/9/15	180	135	Transportation & logistics
1123	Go Textile Sourcing Show 2018	Fujian Fumao Convention and Exhibition Services Co., Ltd.	Brazil	Sao Paulo	2018/9/11	2018/9/13	72	72	Textile and apparel & leather products
1124	Automechanika Frankfurt	China Council for the Promotion of International Trade, Automotive Industry Committee	Germany	Frankfurt	2018/9/11	2018/9/15	1600	855	Transportation & logistics
1125	UTECH North America 2018	Minmetals International Advertising & Exhibition Co., Ltd.	United States	Charlotte	2018/9/11	2018/9/13	150	198	Chemical industry
1126	Automechanika Frankfurt	China Auto Caic Ltd.	Germany	Frankfurt	2018/9/11	2018/9/15	420	382	Transportation & logistics
1127	Textile Sourcing Show	China Council for the Promotion of International Trade, Textile Industry Sub-Council	Brazil	Sao Paulo	2018/9/11	2018/9/13	8000	1584	Textile and apparel & leather products
1128	HouseHold Expo 2018	Poly International Exhibition Co., Ltd.	Russia	Moscow	2018/9/11	2018/9/13	90	90	Gift & crafts
1129	Automechanika Frankfurt	Sinolight International Holdings Corporation	Germany	Frankfurt	2018/9/11	2018/9/15	225	504	Transportation & logistics
1130	HouseHold Expo 2018	Shanghai International Trade Promotion Co., Ltd.	Russia	Moscow	2018/9/11	2018/9/14	450	450	Gift & crafts
1131	Automechanika Frankfurt	China Council for the Promotion of International Trade Shanghai Pudong Sub-Council	Germany	Frankfurt	2018/9/11	2018/9/15	288	247.5	Transportation & logistics
1132	Automechanika Frankfurt	China National Machinery Industry International Co., Ltd.	Germany	Frankfurt	2018/9/11	2018/9/15	660	493	Transportation & logistics
1133	Vitafoods Asia	China Chamber of Commerce for Import & Export of Medicines & Health Products	Singapore	Singapore	2018/9/11	2018/9/12	135	159	Medical care
1134	FURNICA 2018/DREMA 2018	China Foreign Trade Centre	Poland	Poznan	2018/9/11	2018/9/14	180	180	Hardware tools
1135	HouseHold Expo 2018	China Foreign Trade Centre	Russia	Moscow	2018/9/11	2018/9/13	180	180	Gift & crafts
1136	Automechanika Frankfurt	China Foreign Trade Centre	Germany	Frankfurt	2018/9/11	2018/9/15	200	81	Transportation & logistics
1137	2016 The Battery Show 2018	China International Exhibition Center Group Corporation	United States	Novi	2018/9/11	2018/9/13	90	117	Others
1138	"Shanghai sail" Trade Fair	Shanghai International Trade Promotion Co., Ltd.	Ukraine	Kiev	2018/9/11	2018/9/13	4000	4000	General
1139	GOTEX Show	China Council for the Promotion of International Trade, Zhejiang Provincial Committee	Brazil	Sao Paulo	2018/9/11	2018/9/13	45	72	Textile and apparel & leather products
1140	Automechanika Frankfurt	China Council for the Promotion of International Trade Shanghai Sub-Council	Germany	Frankfurt	2018/9/11	2018/9/15	180	558	Transportation & logistics
1141	Expomina Peru 2018	China Council for the Promotion of International Trade Machinery Sub-Council	Peru	Lima	2018/9/12	2018/9/14	100	360	Energy & minerals
1142	Mining Indonesia	China Chamber of Commerce for Import and Export of Machinery and Electronic Products	Indonesia	Jakarta	2018/9/12	2018/9/14	180	378	Energy & minerals
1143	YFA EXPO	Fujian Fumao Convention and Exhibition Services Co., Ltd.	Bangladesh	Dhaka	2018/9/12	2018/9/15	90	90	Textile and apparel & leather products
1144	GALABAU 2018	China Great Wall International Exhibition Co., Ltd.	Germany	Nuremberg	2018/9/12	2018/9/15	100	130.5	Machinery

Appendix 7 List of International Exhibition (Exposition) Projects Participated in and Hosted Solely by China in 2018

S/N	Exhibition Name	Organizer	Country	City	Start Time	End Time	Exhibition Area Planned (m ²)	Actual Exhibition Area (m ²)	Exhibition Professional Classification
1145	Mobile World Congress Exhibition	Grand International Exhibition Co., Ltd.	United States	San Francisco	2018/9/12	2018/9/14	900	531	Information & communications
1146	International Engineering Machinery, Mining Machinery and Building Materials Machinery Exhibition	China Council for the Promotion of International Trade Machinery Sub-Council	Cambodia	Phnom Penh	2018/9/12	2018/9/14	100	45	Machinery
1147	DIFS 2018	China Council for the Promotion of International Trade, Textile Industry Sub-Council	Bangladesh	Dhaka	2018/9/12	2018/9/15	1000	1035	Textile and apparel & leather products
1148	Mobile World Congress Exhibition	China Council for the Promotion of International Trade Electronics & Information Industry Sub-council	United States	Los Angeles	2018/9/12	2018/9/14	900	630	Information & communications
1149	Zhejiang Export Commodities Exhibition	Zhejiang Broad International Convention & Exhibition Co., Ltd.	Japan	Osaka	2018/9/12	2018/9/14	2340	2340	General
1150	Mobile World Congress Exhibition	China Post International Exhibition Advertising Co., Ltd.	United States	Los Angeles	2018/9/12	2018/9/14	240	288	Information & communications
1151	Intergift 2018	Huiyuan Int'l Commerce & Exhibition Co., Ltd.	Spain	Madrid	2018/9/12	2018/9/16	135	144	General
1152	THE NAMM SHOW 2018	China International Exhibition Center Group Corporation	Russia	Moscow	2018/9/13	2018/9/16	180	243	Others
1153	Zuchex International----Housewares & Electrical Appliances	China Foreign Trade Centre	Turkey	Istanbul	2018/9/13	2018/9/16	720	270	Textile and apparel & leather products
1154	Asian Pacific Coatings Show	China Council for the Promotion of International Trade Chemical Industry Sub-Council	Malaysia	Kuala Lumpur	2018/9/13	2018/9/14	540	990	Building decoration
1155	Kielce Bike Expo 2018	China Bicycle Association	Poland	Kielce	2018/9/13	2018/9/15	180	90	Transportation & logistics
1156	TECNOSALUD 2018	China Chamber of Commerce for Import & Export of Medicines & Health Products	Peru	Arequipa	2018/9/13	2018/9/15	90	96	Medical care
1157	Zhejiang Export Commodities (Istanbul) Exhibition	Zhejiang Broad International Convention & Exhibition Co., Ltd.	Turkey	Istanbul	2018/9/13	2018/9/16	1350	1350	General
1158	Asia Specialty Chemical Show 2018	China Council for the Promotion of International Trade Chemical Industry Sub-Council	Malaysia	Kuala Lumpur	2018/9/13	2018/9/14	180	198	Chemical industry
1159	Guangdong (Indonesia) Commodities Fair	Department of Commerce of Guangdong Province	Indonesia	Jakarta	2018/9/13	2018/9/15	4400	4400	General
1160	Zuchex 2018	China Chamber of Commerce for Import and Export of Machinery and Electronic Products	Turkey	Istanbul	2018/9/13	2018/9/16	150	99	General
1161	HOMI MILANO 2018	Fujian Fumao Convention and Exhibition Services Co., Ltd.	Italy	Milan	2018/9/14	2018/9/17	360	360	Consumer goods
1162	HOMI MILANO 2018	Zhejiang Broad International Convention & Exhibition Co., Ltd.	Italy	Milan	2018/9/14	2018/9/17	135	99	Consumer goods
1163	HOMI MILANO 2018	Poly International Exhibition Co., Ltd.	Italy	Milan	2018/9/14	2018/9/17	90	108	Consumer goods
1164	IBA Exposition	China International Exhibition Center Group Corporation	Germany	Munich	2018/9/15	2018/9/20	135	378	Others
1165	UK Moda Footwear 2018	Huiyuan Int'l Commerce & Exhibition Co., Ltd.	United States	New York	2018/9/15	2018/9/17	45	45	Textile and apparel & leather products
1166	International Bakery Exhibition	Grand International Exhibition Co., Ltd.	Germany	Munich	2018/9/15	2018/9/20	500	279	Others
1167	International Bakery Exhibition	China Council for the Promotion of International Trade Light Industry Sub-council	Germany	Munich	2018/9/15	2018/9/20	450	390	Others
1168	INDEX 2018	Zhejiang Broad International Convention & Exhibition Co., Ltd.	United Arab Emirates	Dubai	2018/9/16	2018/9/18	720	672	General
1169	INDEX 2018	China International Exhibition Center Group Corporation	United Arab Emirates	Dubai	2018/9/16	2018/9/18	500	1008	General
1170	China Homelife Fair Jordan 2018	China Huayang Economic and Trade Group Co., Ltd.	Jordan	Amman	2018/9/16	2018/9/18	1710	2628	General
1171	China Homelife Fair Jordan 2018	Zhejiang Meorient Commerce & Exhibition Co., Ltd.	Jordan	Amman	2018/9/16	2018/9/18	1710	999	General
1172	Hotel Show Dubai 2018	China Chamber of International Commerce	United Arab Emirates	Dubai	2018/9/16	2018/9/18	500	738	General

S/N	Exhibition Name	Organizer	Country	City	Start Time	End Time	Exhibition Area Planned (m ²)	Actual Exhibition Area (m ²)	Exhibition Professional Classification
1173	China Homelife Fair Jordan 2018	Shanghai International Trade & Service (Group) Co., Ltd.	Jordan	Amman	2018/9/16	2018/9/18	90	45	General
1174	Apparel Sourcing 2018	China International Exhibition Center Group Corporation	France	Paris	2018/9/17	2018/9/20	180	189	Textile and apparel & leather products
1175	TEXWORLD 2018	China Council for the Promotion of International Trade, Ningbo Committee	France	Paris	2018/9/17	2018/9/20	810	918	Textile and apparel & leather products
1176	Apparel Sourcing 2018	Chinatex Corporation	France	Paris	2018/9/17	2018/9/20	225	297	Textile and apparel & leather products
1177	MAGIC 2018	China Council for the Promotion of International Trade Jiangsu Sub-Council	United States	Las Vegas	2018/9/17	2018/9/20	120	117	Textile and apparel & leather products
1178	TEXWORLD 2018	China Council for the Promotion of International Trade Jiangsu Sub-Council	France	Paris	2018/9/17	2018/9/20	90	138	Textile and apparel & leather products
1179	China Textile & Apparel Trade Fair	Fujian Fumao Convention and Exhibition Services Co., Ltd.	France	Paris	2018/9/17	2018/9/20	300	730	Textile and apparel & leather products
1180	TEXWORLD 2018	China Council for the Promotion of International Trade, Zhejiang Provincial Committee	France	Paris	2018/9/17	2018/9/20	180	522	Textile and apparel & leather products
1181	WorldFood Moscow 2018	China Chamber of Commerce of Foodstuffs and Native Produce	Russia	Moscow	2018/9/17	2018/9/20	450	500	Food & agricultural products
1182	WorldFood Moscow 2018	Huiyuan Int'l Commerce & Exhibition Co., Ltd.	Russia	Moscow	2018/9/17	2018/9/20	45	234	Food & agricultural products
1183	TEXWORLD 2018	Zhejiang Broad International Convention & Exhibition Co., Ltd.	France	Paris	2018/9/17	2018/9/20	90	108	Textile and apparel & leather products
1184	TEXWORLD 2018	Grand International Exhibition Co., Ltd.	France	Paris	2018/9/17	2018/9/20	540	192	Textile and apparel & leather products
1185	TEXWORLD 2018	China Council for the Promotion of International Trade Shanghai Sub-Council	France	Paris	2018/9/17	2018/9/20	180	318	Textile and apparel & leather products
1186	TEXWORLD 2018	China Council for the Promotion of International Trade, Textile Industry Sub-Council	France	Paris	2018/9/17	2018/9/20	880	840	Textile and apparel & leather products
1187	China Textile & Apparel Trade Fair	China Council for the Promotion of International Trade, Textile Industry Sub-Council	France	Paris	2018/9/17	2018/9/20	6000	6084	Textile and apparel & leather products
1188	IFE 2018	Shanghai International Trade Promotion Co., Ltd.	Russia	Moscow	2018/9/17	2018/9/20	270	270	Food & agricultural products
1189	FIEC 2018	China Chamber of Commerce for Import and Export of Machinery and Electronic Products	Colombia	Bogota	2018/9/17	2018/9/19	270	216	Lighting
1190	World Food Moscow 2018	China Council for the Promotion of International Trade, Zhejiang Provincial Committee	Russia	Moscow	2018/9/17	2018/9/20	135	144	Food & agricultural products
1191	World Food Moscow 2018	China Council for the Promotion of International Trade Yunnan Sub-Council	Russia	Moscow	2018/9/17	2018/9/20	135	135	Food & agricultural products
1192	Pharma Chem Outsourcing	China Council for the Promotion of International Trade Chemical Industry Sub-Council	United States	Parsippany	2018/9/17	2018/9/19	90	108	Chemical industry
1193	Gastech Conference & Exhibition	China Chamber of International Commerce	Spain	Barcelona	2018/9/17	2018/9/20	300	460	General
1194	Autumn International Commodities Fair	China Council for the Promotion of International Trade Liaoning Sub-Council	North Korea	Pyongyang	2018/9/17	2018/9/21	300	570	General
1195	World Food Moscow 2018	China Council for the Promotion of International Trade Agricultural Industry Sub-council	Russia	Moscow	2018/9/17	2018/9/20	136	136	Food & agricultural products
1196	Renewable Energy India Expo 2018	China International Exhibition Center Group Corporation	India	New Delhi	2018/9/18	2018/9/20	90	99	Energy & minerals
1197	INTERBIKE 2018	China International Exhibition Center Group Corporation	United States	Reno	2018/9/18	2018/9/20	450	540	General
1198	Innotrans Exhibition	China Council for the Promotion of International Trade Machinery Sub-Council	Germany	Berlin	2018/9/18	2018/9/21	650	705	Transportation & logistics
1199	All Energy 2018	China Great Wall International Exhibition Co., Ltd.	India	New Delhi	2018/9/18	2018/9/20	180	468	Energy & minerals
1200	Renewable Energy India Expo 2018	China Council for the Promotion of International Trade Jiangsu Sub-Council	India	New Delhi	2018/9/18	2018/9/20	90	1584	Energy & minerals
1201	Innotrans Exhibition	Minmetals International Advertising & Exhibition Co., Ltd.	Germany	Berlin	2018/9/18	2018/9/21	800	1694	Transportation & logistics

Appendix 7 List of International Exhibition (Exposition) Projects Participated in and Hosted Solely by China in 2018

S/N	Exhibition Name	Organizer	Country	City	Start Time	End Time	Exhibition Area Planned (m ²)	Actual Exhibition Area (m ²)	Exhibition Professional Classification
1202	Textillegprom 2018	Zhejiang Broad International Convention & Exhibition Co., Ltd.	Russia	Moscow	2018/9/18	2018/9/21	270	270	General
1203	TEXTILE GPROM 2018	Huiyuan Int'l Commerce & Exhibition Co., Ltd.	Russia	Moscow	2018/9/18	2018/9/21	270	261	Textile and apparel & leather products
1204	Textillegprom 2018	Fujian Fumao Convention and Exhibition Services Co., Ltd.	Russia	Moscow	2018/9/18	2018/9/21	45	54	General
1205	Textillegprom 2018	China Council for the Promotion of International Trade,Zhejiang Provincial Committee	Russia	Moscow	2018/9/18	2018/9/21	135	63	General
1206	Heimtextil Russia 2018	China Council for the Promotion of International Trade,Textile Industry Sub-Council	Russia	Moscow	2018/9/18	2018/9/20	800	810	Textile and apparel & leather products
1207	TEXTILEGPROM, RUSSIA	China Council for the Promotion of International Trade Shanghai Sub-Council	Russia	Moscow	2018/9/18	2018/9/21	90	45	Textile and apparel & leather products
1208	INTER BIKE 2018	China Bicycle Association	United States	Reno	2018/9/18	2018/9/20	200	135	Transportation & logistics
1209	INTER BIKE 2018	Sinolight International Holdings Corporation	United States	Reno	2018/9/18	2018/9/20	100	99	Transportation & logistics
1210	CONSTRUCT EGYPT 2018	China Chamber of International Commerce	Egypt	Cairo	2018/9/18	2018/9/21	180	162	General
1211	CAC Africa 2018	China Council for the Promotion of International Trade Chemical Industry Sub-Council	Kenya	Nairobi	2018/9/18	2018/9/19	450	450	Agricultural machinery & pesticides
1212	West Africa ProPack 2018	Printing and Printing Equipment Industries Association of China	Nigeria	Lagos	2018/9/18	2018/9/20	45	45	Machinery
1213	LIGHTTECH ISTANBUL/ TURKEY 2018	CEC Expo	Turkey	Istanbul	2018/9/19	2018/9/22	180	191	Lighting
1214	MEDI-PHARM EXPO 2018	CMEC International Exhibition Co., Ltd.	Vietnam	Ho Chi Minh City	2018/9/19	2018/9/22	600	477	Medical care
1215	The Sourcing Connection Premire Vision	Chinatex Corporation	France	Paris	2018/9/19	2018/9/21	180	126	Textile and apparel & leather products
1216	PARKZOO 2018	China Great Wall International Exhibition Co., Ltd.	Russia	Moscow	2018/9/19	2018/9/21	95	45	Consumer goods
1217	Concrete Show South East Asia	China Great Wall International Exhibition Co., Ltd.	Indonesia	Jakarta	2018/9/19	2018/9/21	150	117	Building decoration
1218	LIGHTTECH ISTANBUL/ TURKEY 2018	China Council for the Promotion of International Trade Guangdong committee	Turkey	Istanbul	2018/9/19	2018/9/22	450	887	Lighting
1219	CHINA MACHINEX	China Huayang Economic and Trade Group Co., Ltd.	Brazil	Sao Paulo	2018/9/19	2018/9/21	2880	7794	General
1220	CHINA MACHINEX	Zhejiang Meorient Commerce & Exhibition Co.,Ltd.	Brazil	Sao Paulo	2018/9/19	2018/9/21	2880	3942	General
1221	M&E Indonesia 2018	China Council for the Promotion of International Trade Machinery Sub-Council	Indonesia	Jakarta	2018/9/19	2018/9/21	420	522	Machinery
1222	InterPlas Thailand	China Council for the Promotion of International Trade Shanghai Pudong Sub-Council	Thailand	Bangkok	2018/9/19	2018/9/22	108	72	Chemical industry
1223	INTER BIKE 2018	China Chamber of Commerce for Import and Export of Machinery and Electronic Products	United States	Las Vegas	2018/9/19	2018/9/21	90	54	Transportation & logistics
1224	Indo Print 2018	Printing and Printing Equipment Industries Association of China	Indonesia	Jakarta	2018/9/19	2018/9/22	45	589.5	Others
1225	Electric Indonesia 2018	China Council for the Promotion of International Trade Electronics & information Industry Sub-council	Indonesia	Jakarta	2018/9/19	2018/9/21	225	90	Energy & minerals
1226	CHINA MACHINEX	Shanghai International Trade & Service (Group) Co., Ltd.	Brazil	Sao Paulo	2018/9/19	2018/9/21	90	45	General
1227	International One Hundred Percent Design Exhibition of China Pavilio	Trade Development Bureau of the Ministry of Commerce	United Kingdom	London	2018/9/19	2018/9/22	600	162	Others
1228	Asia-Pacific Metal Industry Exhibition 2018	Metallurgical Council of China Council for the Promotion of International Trade	Thailand	Bangkok	2018/9/19	2018/9/21	600	80	Machinery
1229	Clothing Machinery and Accessories Exhibition	China Council for the Promotion of International Trade Light Industry Sub-council	Turkey	Istanbul	2018/9/20	2018/9/23	90	90	Machinery
1230	KIND+JUGEND 2018	Huiyuan Int'l Commerce & Exhibition Co., Ltd.	Germany	Cologne	2018/9/20	2018/9/23	45	81	Textile and apparel & leather products

S/N	Exhibition Name	Organizer	Country	City	Start Time	End Time	Exhibition Area Planned (m ²)	Actual Exhibition Area (m ²)	Exhibition Professional Classification
1231	ComTrans 2018	CMEC International Exhibition Co., Ltd.	Germany	Hanover	2018/9/20	2018/9/27	200	936	Transportation & logistics
1232	ComTrans 2018	China Chamber of Commerce for Import and Export of Machinery and Electronic Products	Germany	Hanover	2018/9/20	2018/9/27	90	99	Transportation & logistics
1233	KIND+JUGEND 2018	China Council for the Promotion of International Trade Jiangsu Sub-Council	Germany	Cologne	2018/9/20	2018/9/23	90	122.5	Textile and apparel & leather products
1234	KIND+JUGEND 2018	Fujian Fumao Convention and Exhibition Services Co., Ltd.	Germany	Cologne	2018/9/20	2018/9/23	200	162	Textile and apparel & leather products
1235	ComTrans 2018	Grand International Exhibition Co., Ltd.	Germany	Hanover	2018/9/20	2018/9/27	270	371	Transportation & logistics
1236	ComTrans 2018	China Great Wall International Exhibition Co., Ltd.	Germany	Hanover	2018/9/20	2018/9/27	90	117	Transportation & logistics
1237	Kind+Jugend-International Baby to Teenage Fair Cologne	China Council for the Promotion of International Trade Shanghai Sub-Council	Germany	Cologne	2018/9/20	2018/9/23	90	558	General
1238	International Sign Istanbul-Sign, Visual Communication & Outdoor Media Fair	Shanghai Modern International Exhibition Co., Ltd.	Turkey	Istanbul	2018/9/20	2018/9/23	400	324	Others
1239	China Brand Show (Poland)	China International Center For Economic And Technical Exchanges	Poland	Warsaw	2018/9/20	2018/9/22	5000	1242	General
1240	KIND+JUGEND 2018	China Gongmei International Exhibition Co., Ltd.	Germany	Cologne	2018/9/20	2018/9/23	1700	1028	Textile and apparel & leather products
1241	Beyond Beauty Events 2018	China Council for the Promotion of International Trade Guangzhou committee	Thailand	Bangkok	2018/9/20	2018/9/22	180	189	Consumer goods
1242	International Trade Fair for Hardware & Tools 2018	Poly International Exhibition Co., Ltd.	Panama	Panama City	2018/9/20	2018/9/22	90	99	Hardware tools
1243	The Light Middle East Exhibition	China Great Wall International Exhibition Co., Ltd.	United Arab Emirates	Dubai	2018/9/21	2018/9/27	90	81	Lighting
1244	IATF 2018	China Huayang Economic and Trade Group Co., Ltd.	Egypt	Cairo	2018/9/21	2018/9/23	3510	4995	Machinery
1245	IATF 2018	Zhejiang Meorient Commerce & Exhibition Co., Ltd.	Egypt	Cairo	2018/9/21	2018/9/23	3420	3591	Machinery
1246	IATF 2018	Shanghai International Trade & Service (Group) Co., Ltd.	Egypt	Cairo	2018/9/21	2018/9/23	90	45	Machinery
1247	EvExpo 2018	China Council for the Promotion of International Trade Electronics & information Industry Sub-council	India	Hyderabad	2018/9/21	2018/9/23	900	45	Transportation & logistics
1248	Light Middle East 2018	China International Exhibition Center Group Corporation	United Arab Emirates	Dubai	2018/9/23	2018/9/25	540	297	General
1249	Light Middle East 2018	CMEC International Exhibition Co., Ltd.	United Arab Emirates	Dubai	2018/9/23	2018/9/25	180	108	General
1250	Light Middle East 2018	CEC Expo	United Arab Emirates	Dubai	2018/9/23	2018/9/25	306	391.5	General
1251	Light Middle East 2018	China Chamber of Commerce for Import and Export of Machinery and Electronic Products	United Arab Emirates	Dubai	2018/9/23	2018/9/25	180	81	General
1252	Light Middle East 2018	Grand International Exhibition Co., Ltd.	United Arab Emirates	Dubai	2018/9/23	2018/9/25	180	252	General
1253	European Microwave Week 2018	China Council for the Promotion of International Trade, Commercial Sub-Council	Spain	Madrid	2018/9/23	2018/9/28	300	288	Information & communications
1254	Bogota International Trade Show Industrial Exhibition 2018	CMEC International Exhibition Co., Ltd.	Colombia	Bogota	2018/9/24	2018/9/28	300	360	Machinery
1255	COLOMBIA PLAST	CMEC International Exhibition Co., Ltd.	Colombia	Bogota	2018/9/24	2018/9/28	550	513	Machinery
1256	ECOC 2018	China Council for the Promotion of International Trade Electronics & information Industry Sub-council	Italy	Rome	2018/9/24	2018/9/26	225	135	Information & communications
1257	Qatar Big5 2018	China Chamber of International Commerce	Qatar	Doha	2018/9/24	2018/9/26	500	123	General
1258	KOPLAS 2018	China Council for the Promotion of International Trade Guangzhou committee	Iran	Tehran	2018/9/24	2018/9/27	135	135	Chemical industry
1259	SolarPower International 2018	China International Exhibition Center Group Corporation	United States	Anaheim	2018/9/25	2018/9/27	90	135	Energy & minerals

Appendix 7 List of International Exhibition (Exposition) Projects Participated in and Hosted Solely by China in 2018

S/N	Exhibition Name	Organizer	Country	City	Start Time	End Time	Exhibition Area Planned (m ²)	Actual Exhibition Area (m ²)	Exhibition Professional Classification
1260	Security Essen Exhibition	CEC Expo	Germany	Essen	2018/9/25	2018/9/28	400	342	Security & protection
1261	ECWATECH	China Council for the Promotion of International Trade Machinery Sub-Council	Russia	Moscow	2018/9/25	2018/9/27	100	453	Scientific research & technology
1262	Medic East Africa 2018	China Council for the Promotion of International Trade Jiangsu Sub-Council	Kenya	Nairobi	2018/9/25	2018/9/27	90	108	Medical care
1263	SolarPower International 2018	China Great Wall International Exhibition Co., Ltd.	United States	Anaheim	2018/9/25	2018/9/27	180	747	Energy & minerals
1264	SPOGA & GAFA 2018	China Council for the Promotion of International Trade Jiangsu Sub-Council	Germany	Cologne	2018/9/25	2018/9/27	90	1975.5	General
1265	Mir Detsva 2018	Huiyuan Int'l Commerce & Exhibition Co., Ltd.	Russia	Moscow	2018/9/25	2018/9/28	90	211.5	Others
1266	Power Nigeria 2018	China Council for the Promotion of International Trade Shanghai Pudong Sub-Council	Nigeria	Lagos	2018/9/25	2018/9/27	108	180	Lighting
1267	Mir Detsva 2018	China Council for the Promotion of International Trade Shanghai Sub-Council	Russia	Moscow	2018/9/25	2018/9/28	90	45	Others
1268	Security Essen Exhibition	China Chamber of Commerce for Import and Export of Machinery and Electronic Products	Germany	Essen	2018/9/25	2018/9/28	360	670.5	Security & protection
1269	Toys & Kids Russia 2018	China Gongmei International Exhibition Co., Ltd.	Russia	Moscow	2018/9/25	2018/9/28	270	54	Consumer goods
1270	Power Nigeria 2018	China Chamber of Commerce for Import and Export of Machinery and Electronic Products	Nigeria	Lagos	2018/9/25	2018/9/27	90	63	Lighting
1271	LINEAPELLE 2018	Fujian Fumao Convention and Exhibition Services Co., Ltd.	Italy	Milan	2018/9/25	2018/9/27	50	72	Textile and apparel & leather products
1272	Electronics For You Expo 2018	China International Exhibition Center Group Corporation	India	Bangalore	2018/9/26	2018/9/28	250	783	Others
1273	LASER World of PHOTONICS INDIA 2018	China International Exhibition Center Group Corporation	India	Bangalore	2018/9/26	2018/9/28	90	117	Machinery
1274	Electronics For You Expo 2018	CEC Expo	India	Bangalore	2018/9/26	2018/9/28	90	468	Others
1275	Rehacare 2018	China Council for the Promotion of International Trade Jiangsu Sub-Council	Germany	Dusseldorf	2018/9/26	2018/9/29	90	192	Medical care
1276	IISM 2018	Huiyuan Int'l Commerce & Exhibition Co., Ltd.	Indonesia	Jakarta	2018/9/26	2018/9/28	135	45	Machinery
1277	2018 Ho Chi Minh City International Building Materials Exhibition	Zhejiang Broad International Convention & Exhibition Co., Ltd.	Vietnam	Ho Chi Minh City	2018/9/26	2018/9/30	180	198	Hardware tools
1278	Marmomacc 2018	China Great Wall International Exhibition Co., Ltd.	Italy	Verona	2018/9/26	2018/9/29	180	504	General
1279	PHOTOKINA 2018	China Council for the Promotion of International Trade Electronics & information Industry Sub-council	Germany	Cologne	2018/9/26	2018/9/29	360	346	Household appliances
1280	VIETBULID 2018	Grand International Exhibition Co., Ltd.	Vietnam	Ho Chi Minh City	2018/9/26	2018/9/30	90	162	Building decoration
1281	Bogota International Trade Show Industrial Exhibition 2018	China Council for the Promotion of International Trade Shanghai Sub-Council	Colombia	Bogota	2018/9/26	2018/9/30	450	252	Machinery
1282	VIETBULID 2018	China Great Wall International Exhibition Co., Ltd.	Vietnam	Ho Chi Minh City	2018/9/26	2018/9/30	144	54	Building decoration
1283	VIETBULID 2018	China Council for the Promotion of International Trade Shanghai Sub-Council	Vietnam	Ho Chi Minh City	2018/9/26	2018/9/30	90	117	Building decoration
1284	Marmomacc 2018	China Council for the Promotion of International Trade Shanghai Sub-Council	Italy	Verona	2018/9/26	2018/9/29	90	45	General
1285	LASER World of PHOTONICS INDIA 2018	China Council for the Promotion of International Trade Machinery Sub-Council	India	Bangalore	2018/9/26	2018/9/28	100	198	Machinery
1286	Association of Water Technologies 2018	China National Chemical Information Centre Co., Ltd.	United States	Orlando	2018/9/26	2018/9/29	72	45	Chemical industry
1287	EXPO ALIMENTARIA 2018	Brightway International Exhibition Corp., Ltd.	Peru	Lima	2018/9/26	2018/9/28	360	200	Food & agricultural products
1288	Electronics For You Expo 2018	China Council for the Promotion of International Trade Electronics & information Industry Sub-council	India	Bangalore	2018/9/26	2018/9/28	180	198	Others

S/N	Exhibition Name	Organizer	Country	City	Start Time	End Time	Exhibition Area Planned (m ²)	Actual Exhibition Area (m ²)	Exhibition Professional Classification
1289	Marmomacc 2018	Minmetals International Advertising & Exhibition Co., Ltd.	Italy	Verona	2018/9/26	2018/9/29	778	778	General
1290	VIETBUILD 2018	China National Building Materials Exhibition & Trade Center	Vietnam	Ho Chi Minh City	2018/9/26	2018/9/30	90	171	Building decoration
1291	China Homelife Fair South Africa 2018	China Huayang Economic and Trade Group Co., Ltd.	South Africa	Johannesburg	2018/9/26	2018/9/28	3150	7569	Others
1292	China Homelife Fair South Africa 2018	Zhejiang Meorient Commerce & Exhibition Co., Ltd.	South Africa	Johannesburg	2018/9/26	2018/9/28	3060	4383	Others
1293	Food Technology Summit & Expo 2018	China Council for the Promotion of International Trade Light Industry Sub-council	Mexico	Mexico City	2018/9/26	2018/9/27	108	81	Food & agricultural products
1294	China Homelife Fair South Africa 2018	Shanghai International Trade & Service (Group) Co., Ltd.	South Africa	Johannesburg	2018/9/26	2018/9/28	90	45	Others
1295	PHOTOKINA 2018	Zhejiang Broad International Convention & Exhibition Co., Ltd.	Germany	Cologne	2018/9/26	2018/9/29	90	60	Household appliances
1296	Electronica India & Productronica India 2018	China Electronic Appliance CORP.	India	Bangalore	2018/9/26	2018/9/28	150	63	Others
1297	Foodtec & PackEx India	China Food and Packaging Machinery Industry Association	India	Mumbai	2018/9/27	2018/9/29	200	644	Machinery
1298	China-ASEAN (Thailand) Commodity Fair	China Foreign Trade Centre	Thailand	Bangkok	2018/9/27	2018/9/29	3000	1044	General
1299	Vision Expo West 2018	Sinolight International Holdings Corporation	United States	Las Vegas	2018/9/27	2018/9/29	100	117	General
1300	Vision Expo West 2018	Zhejiang Broad International Convention & Exhibition Co., Ltd.	United States	Las Vegas	2018/9/27	2018/9/29	90	45	General
1301	China-ASEAN (Thailand) Commodity Fair	Huiyuan Int'l Commerce & Exhibition Co., Ltd.	Thailand	Bangkok	2018/9/27	2018/9/29	720	810	General
1302	China (Ningbo) Mechanical and Electrical Export Thailand Exhibition	Ninbo Municipal Commission of Commerce	Thailand	Bangkok	2018/9/27	2018/9/29	2000	369	General
1303	SILMO 2018	Sinolight International Holdings Corporation	France	Paris	2018/9/28	2018/10/1	2500	2088	General
1304	Marmomacc 2018	China Council for the Promotion of International Trade, Building Materials Sub-Council	Italy	Verona	2018/9/29	2018/10/2	1500	1272	General
1305	TIIE 2018	CMEC International Exhibition Co., Ltd.	Czech Republic	Brno	2018/10/1	2018/10/5	180	306	Machinery
1306	WEFTEC 2018	China Council for the Promotion of International Trade Machinery Sub-Council	United States	New Orleans	2018/10/1	2018/10/3	100	270	Machinery
1307	TIIE 2018	China Council for the Promotion of International Trade Machinery Sub-Council	Czech Republic	Brno	2018/10/1	2018/10/5	180	396	Machinery
1308	IPM 2018	China Great Wall International Exhibition Co., Ltd.	United Arab Emirates	Dubai	2018/10/1	2018/10/3	60	45	Others
1309	Zhejiang Export Commodities (Czech Republic) Exhibition	Zhejiang Broad International Convention & Exhibition Co., Ltd.	Czech Republic	Brno	2018/10/1	2018/10/5	450	450	Machinery
1310	POLIGRAFIA 2018	Printing and Printing Equipment Industries Association of China	Poland	Poznan	2018/10/1	2018/10/4	45	45	Others
1311	ASFW 2018	China Council for the Promotion of International Trade, Textile Industry Sub-Council	Ethiopia	Addis Ababa	2018/10/1	2018/10/4	500	378	Textile and apparel & leather products
1312	CWIEME CHICAGO 2018	China Council for the Promotion of International Trade Electronics & information Industry Sub-council	United States	Chicago	2018/10/2	2018/10/4	135	135	Others
1313	AHR EXPO-Mexico	CMEC International Exhibition Co., Ltd.	Mexico	Mexico City	2018/10/2	2018/10/4	180	108	Others
1314	Maktek Eurasia	CMEC International Exhibition Co., Ltd.	Turkey	Istanbul	2018/10/2	2018/10/7	180	306	Machinery
1315	MAKTEK 2018	China Council for the Promotion of International Trade Machinery Sub-Council	Turkey	Istanbul	2018/10/2	2018/10/7	150	201	Machinery
1316	AHR Expo-Mexico 2018	China Chamber of Commerce for Import and Export of Machinery and Electronic Products	Mexico	Guadalajara	2018/10/2	2018/10/4	90	81	Others
1317	INTERMOT 2018	Sinolight International Holdings Corporation	Germany	Cologne	2018/10/2	2018/10/7	1000	1462	Machinery

Appendix 7 List of International Exhibition (Exposition) Projects Participated in and Hosted Solely by China in 2018

S/N	Exhibition Name	Organizer	Country	City	Start Time	End Time	Exhibition Area Planned (m ²)	Actual Exhibition Area (m ²)	Exhibition Professional Classification
1318	INTERMOT 2018	China Council for the Promotion of International Trade, Automotive Industry Committee	Germany	Cologne	2018/10/2	2018/10/7	500	192	Machinery
1319	CONXEMAR 2018	China Council for the Promotion of International Trade Agricultural Industry Sub-council	Spain	Vigo	2018/10/2	2018/10/4	212	212	Food & agricultural products
1320	Maktek Eurasia	China Council for the Promotion of International Trade Supply and Marketing Cooperatives Industry Sub-council	Turkey	Istanbul	2018/10/2	2018/10/7	100	72	Machinery
1321	Maktek Eurasia	China Chamber of Commerce for Import and Export of Machinery and Electronic Products	Turkey	Istanbul	2018/10/2	2018/10/7	90	234	Machinery
1322	Maktek Eurasia	China Machine Tool & Tool Builders' Association	Turkey	Istanbul	2018/10/2	2018/10/7	100	99	Machinery
1323	FISP 2018	China International Exhibition Center Group Corporation	Brazil	Sao Paulo	2018/10/3	2018/10/5	180	567	Security & protection
1324	INTERMOT 2018	China Chamber of Commerce for Import and Export of Machinery and Electronic Products	Germany	Cologne	2018/10/3	2018/10/7	180	1197	Transportation & logistics
1325	Fi Asia	China Council for the Promotion of International Trade Jiangsu Sub-Council	Indonesia	Jakarta	2018/10/3	2018/10/5	90	117	Food & agricultural products
1326	Fi Asia	China Chamber of Commerce for Import & Export of Medicines & Health Products	Indonesia	Jakarta	2018/10/3	2018/10/5	900	1053	Food & agricultural products
1327	INTERMOT 2018	China Bicycle Association	Germany	Cologne	2018/10/3	2018/10/7	400	154.5	Machinery
1328	FISP 2018	Poly International Exhibition Co., Ltd.	Brazil	Sao Paulo	2018/10/3	2018/10/5	100	81	Security & protection
1329	Hardware & Hand Tools	China General Machine Components Industry Association	United Kingdom	Coventry	2018/10/3	2018/10/4	90	414	Hardware tools
1330	AYMOD	Zhejiang Broad International Convention & Exhibition Co., Ltd.	Turkey	Istanbul	2018/10/3	2018/10/6	225	117	Textile and apparel & leather products
1331	Print Philippines 2018	Printing and Printing Equipment Industries Association of China	Philippines	Manila	2018/10/3	2018/10/6	45	45	Others
1332	Hi Japan 2018	China Chamber of Commerce for Import & Export of Medicines & Health Products	Japan	Tokyo	2018/10/3	2018/10/5	180	144	Medical care
1333	VIETNAM PLAS 2018	CMEC International Exhibition Co., Ltd.	Vietnam	Ho Chi Minh City	2018/10/4	2018/10/7	300	180	General
1334	Insights-X 2018	China Foreign Trade Centre	Germany	Nuremberg	2018/10/4	2018/10/6	108	47	Culture, education and sporting goods
1335	INDIA CORR EXPO 2018	China Council for the Promotion of International Trade Shanghai Pudong Sub-Council	India	New Delhi	2018/10/4	2018/10/6	288	45	Others
1336	GLE Dhaka 2018	China Shippers' Association	Bangladesh	Dhaka	2018/10/4	2018/10/6	400	382.5	Others
1337	ABC Kids Expo 2018	Fujian Fumao Convention and Exhibition Services Co., Ltd.	United States	Las Vegas	2018/10/7	2018/10/9	90	90	Consumer goods
1338	The Mining Show 2018	China Council for the Promotion of International Trade Machinery Sub-Council	United Arab Emirates	Dubai	2018/10/8	2018/10/9	100	99	Machinery
1339	CPhI Worldwide 2018	China Council for the Promotion of International Trade Shanghai Sub-Council	Spain	Madrid	2018/10/9	2018/10/11	270	136	Medical care
1340	The ABC Kids Expo 2018	China Council for the Promotion of International Trade Shanghai Sub-Council	United States	Las Vegas	2018/10/9	2018/10/11	180	90	General
1341	CPhI Worldwide 2018	China Chamber of Commerce for Import & Export of Medicines & Health Products	Spain	Madrid	2018/10/9	2018/10/11	4500	4419	Medical care
1342	CPhI Worldwide 2018	China Council for the Promotion of International Trade Chemical Industry Sub-Council	Spain	Madrid	2018/10/9	2018/10/11	1800	1750.5	Medical care
1343	BIMU 2018	China Council for the Promotion of International Trade Machinery Sub-Council	Italy	Milan	2018/10/9	2018/10/13	100	118	Machinery
1344	Pharma World Expo 2018	China Chamber of Commerce for Import & Export of Medicines & Health Products	Spain	Madrid	2018/10/9	2018/10/11	450	580.5	Machinery
1345	EXCON 2018	China Council for the Promotion of International Trade Shanghai Sub-Council	Peru	Lima	2018/10/9	2018/10/13	90	54	Building decoration
1346	CPhI Worldwide 2018	China Council for the Promotion of International Trade, Zhejiang Provincial Committee	Spain	Madrid	2018/10/9	2018/10/11	90	225	Medical care
1347	Hunan Product Fair	China Council for the Promotion of International Trade Hunan Sub-Council	Pakistan	Karachi	2018/10/9	2018/10/11	900	600	General

S/N	Exhibition Name	Organizer	Country	City	Start Time	End Time	Exhibition Area Planned (m ²)	Actual Exhibition Area (m ²)	Exhibition Professional Classification
1348	Gardex	Zhejiang Broad International Convention & Exhibition Co., Ltd.	Japan	Tokyo	2018/10/10	2018/10/12	90	90	Others
1349	Light India 2018	CEC Expo	India	New Delhi	2018/10/11	2018/10/13	189	210	Lighting
1350	NEPCON Vietnam 2018	CEC Expo	Vietnam	Hanoi	2018/10/11	2018/10/13	45	210	Others
1351	Light India 2018	CMEC International Exhibition Co., Ltd.	India	New Delhi	2018/10/11	2018/10/13	90	90	Lighting
1352	Mining Myanmar 2018	China Council for the Promotion of International Trade Machinery Sub-Council	Myanmar	Yangon	2018/10/11	2018/10/13	100	90	Machinery
1353	METALEX Vietnam 2018	CMEC International Exhibition Co., Ltd.	Vietnam	Ho Chi Minh City	2018/10/11	2018/10/13	108	198	Machinery
1354	Light India 2018	China Council for the Promotion of International Trade, Ningbo Committee	India	New Delhi	2018/10/11	2018/10/13	90	54	Lighting
1355	Light India 2018	Grand International Exhibition Co., Ltd.	India	New Delhi	2018/10/11	2018/10/13	108	330	Lighting
1356	NEPCON Vietnam 2018	China Council for the Promotion of International Trade Electronics & information Industry Sub-council	Vietnam	Ho Chi Minh City	2018/10/11	2018/10/13	90	99	Others
1357	Print Philippines 2018	Printing and Printing Equipment Industries Association of China	Philippines	Manila	2018/10/11	2018/10/13	45	45	Printing
1358	AIMEXPO 2018	China Council for the Promotion of International Trade, Automotive Industry Committee	United States	Las Vegas	2018/10/11	2018/10/14	500	243	Machinery
1359	NEPCON Vietnam 2018	China International Exhibition Center Group Corporation	Vietnam	Ho Chi Minh City	2018/10/11	2018/10/13	90	72	Others
1360	NEPCON Vietnam 2018	Poly International Exhibition Co., Ltd.	Vietnam	Ho Chi Minh City	2018/10/11	2018/10/13	200	387	Others
1361	Tehran Industry International Exhibition 2018	CMEC International Exhibition Co., Ltd.	Iran	Tehran	2018/10/13	2018/10/16	450	342	Others
1362	All- Energy Australia 2018	Grand International Exhibition Co., Ltd.	Australia	Melbourne	2018/10/13	2018/10/14	99	117	Energy & minerals
1363	Tehran Industry International Exhibition 2018	Zhejiang Broad International Convention & Exhibition Co., Ltd.	Iran	Tehran	2018/10/13	2018/10/16	900	900	Others
1364	Iran International Hardware & Tools Exhibition 2018	Grand International Exhibition Co., Ltd.	Iran	Tehran	2018/10/13	2018/10/16	600	63	Hardware tools
1365	TIIE 2018	Poly International Exhibition Co., Ltd.	Iran	Tehran	2018/10/13	2018/10/16	180	423	Machinery
1366	INTERMOBWOOD 2018	Zhejiang Broad International Convention & Exhibition Co., Ltd.	Turkey	Istanbul	2018/10/13	2018/10/17	180	68	Others
1367	GITEX DUBAI 2018	CEC Expo	United Arab Emirates	Dubai	2018/10/14	2018/10/18	108	45	General
1368	Pack Expo International 2018	China Council for the Promotion of International Trade Machinery Sub-Council	United States	Chicago	2018/10/14	2018/10/17	1200	1452.15	Others
1369	Packaging Machinery and Materials Exhibition International	China Food and Packaging Machinery Industry Association	United States	Chicago	2018/10/14	2018/10/17	400	787.5	Machinery
1370	GITEX DUBAI 2018	China Council for the Promotion of International Trade Electronics & information Industry Sub-council	United Arab Emirates	Dubai	2018/10/14	2018/10/18	180	180	General
1371	Gartner Symposium/Itxpo 2018	Trade Development Bureau of the Ministry of Commerce	United States	Orlando	2018/10/14	2018/10/18	300	90	Information & communications
1372	Transamerica Expo 2018	China World Trade Center	Brazil	Sao Paulo	2018/10/15	2018/10/18	500	531	Information & communications
1373	CIHAC 2018	China International Exhibition Center Group Corporation	Mexico	Mexico City	2018/10/16	2018/10/20	90	108	Building decoration
1374	CHILLVENTA 2018	CMEC International Exhibition Co., Ltd.	Germany	Nuremberg	2018/10/16	2018/10/18	500	297	Building decoration
1375	eMove360° Europe 2018	China International Exhibition Center Group Corporation	Germany	Munich	2018/10/16	2018/10/18	270	1062	Machinery
1376	CHILLVENTA 2018	China Chamber of Commerce for Import and Export of Machinery and Electronic Products	Germany	Nuremberg	2018/10/16	2018/10/18	450	297	Building decoration
1377	FAKUMA 2018	China International Exhibition Center Group Corporation	Germany	Friedrichshafen	2018/10/16	2018/10/20	165	216	Machinery
1378	FAKUMA 2018	China Great Wall International Exhibition Co., Ltd.	Germany	Friedrichshafen	2018/10/16	2018/10/20	120	121.5	Machinery
1379	ETIF 2018	China Chamber of Commerce for Import & Export of Medicines & Health Products	Argentina	Buenos Aires	2018/10/16	2018/10/18	90	63	Medical care

Appendix 7 List of International Exhibition (Exposition) Projects Participated in and Hosted Solely by China in 2018

S/N	Exhibition Name	Organizer	Country	City	Start Time	End Time	Exhibition Area Planned (m ²)	Actual Exhibition Area (m ²)	Exhibition Professional Classification
1380	Fastener Fair Poland/Euro Tool/Blach Tech 2018	China Council for the Promotion of International Trade Shanghai Sub-Council	Poland	Krakow	2018/10/16	2018/10/18	90	99	Hardware tools
1381	Semicon Japan 2018	China Electronic Appliance CORP.	Japan	Tokyo	2018/10/16	2018/10/19	225	108	General
1382	Chillventa 2018	China Council for the Promotion of International Trade Beijing Sub-Council	Germany	Nuremberg	2018/10/16	2018/10/18	300	179.97	Machinery
1383	CIHAC 2018	Grand International Exhibition Co., Ltd.	Mexico	Mexico City	2018/10/16	2018/10/20	430	351	Building decoration
1384	Chillventa 2018	Zhejiang Broad International Convention & Exhibition Co., Ltd.	Germany	Nuremberg	2018/10/16	2018/10/18	90	45	Machinery
1385	IPEX & ALL PACK 2018	CMEC International Exhibition Co., Ltd.	Indonesia	Jakarta	2018/10/17	2018/10/20	500	423	Others
1386	The 31th Indonesian International Hospital Medical Pharmaceutical Clinical Laboratories Equipment & Medicine--Hospital Expo 2018	CMEC International Exhibition Co., Ltd.	Indonesia	Jakarta	2018/10/17	2018/10/20	800	711	Medical care
1387	INDOMETAL 2018	Metallurgical Council of China Council for the Promotion of International Trade	Indonesia	Jakarta	2018/10/17	2018/10/19	400	126	Machinery
1388	Kenya Pharma Manufacturers Expo 2018	China Chamber of Commerce for Import & Export of Medicines & Health Products	Kenya	Nairobi	2018/10/17	2018/10/19	270	180	Medical care
1389	International Packaging Machinery and Technology Exhibition and China Machinery (Indonesia) Exhibition	Poly International Exhibition Co., Ltd.	Indonesia	Jakarta	2018/10/17	2018/10/20	1350	801	Machinery
1390	IAA 2018	Genertec International Advertising & Exhibition Co., Ltd.	Korea	Incheon	2018/10/17	2018/10/19	1000	405	Transportation & logistics
1391	KOAA SHOW 2018	Zhejiang Broad International Convention & Exhibition Co., Ltd.	Korea	Seoul	2018/10/17	2018/10/19	90	90	Transportation & logistics
1392	Baltic Fashion & Textile Vilnius 2018	Chinatex Corporation	Lithuania	Vilnius	2018/10/18	2018/10/20	600	126	Textile and apparel & leather products
1393	ASEAN International Electronic, Information and Communication Exhibition	China Council for the Promotion of International Trade Electronics & Information Industry Sub-council	Thailand	Bangkok	2018/10/18	2018/10/20	270	108	Information & communications
1394	Automobile Week	China National Machinery Industry International Co., Ltd.	Korea	Seoul	2018/10/19	2018/10/21	90	72	Others
1395	LDI show 2018	China Council for the Promotion of International Trade Guangzhou committee	United States	Las Vegas	2018/10/19	2018/10/21	300	288	Others
1396	SIAL Paris 2018	Huiyuan Int'l Commerce & Exhibition Co., Ltd.	France	Paris	2018/10/21	2018/10/25	315	315	Food & agricultural products
1397	SIAL Paris 2018	China Chamber of Commerce of Foodstuffs and Native Produce	France	Paris	2018/10/21	2018/10/25	3500	1677.13	Food & agricultural products
1398	SIAL Paris 2018	Fujian Fumao Convention and Exhibition Services Co., Ltd.	France	Paris	2018/10/21	2018/10/25	90	90	Food & agricultural products
1399	SIAL Paris 2018	China Council for the Promotion of International Trade Jiangsu Sub-Council	France	Paris	2018/10/21	2018/10/25	90	133.5	Food & agricultural products
1400	SIAL Paris 2018	Grand International Exhibition Co., Ltd.	France	Paris	2018/10/21	2018/10/25	270	144	Food & agricultural products
1401	SIAL Paris 2018	China Council for the Promotion of International Trade, Zhejiang Provincial Committee	France	Paris	2018/10/21	2018/10/25	360	468	Food & agricultural products
1402	International Security Protection and Fireproof Exhibition	China International Exhibition Center Group Corporation	United States	Houston	2018/10/22	2018/10/24	360	621	Security & protection
1403	NSC 2018	China Council for the Promotion of International Trade Shanghai Sub-Council	United States	Houston	2018/10/22	2018/10/24	135	189	Security & protection
1404	NSC 2018	Poly International Exhibition Co., Ltd.	United States	Houston	2018/10/22	2018/10/24	180	189	Security & protection
1405	NSC 2018	China Foreign Trade Centre	United States	Houston	2018/10/22	2018/10/24	108	99	Security & protection
1406	Fashion World Tokyo	Zhejiang Broad International Convention & Exhibition Co., Ltd.	Japan	Tokyo	2018/10/22	2018/10/24	283	283	Textile and apparel & leather products
1407	The 31th International Optical Fair Tokyo	Zhejiang Broad International Convention & Exhibition Co., Ltd.	Japan	Tokyo	2018/10/22	2018/10/24	135	121.5	Others
1408	Saudi Build 2018	China Council for the Promotion of International Trade, Building Materials Sub-Council	Saudi Arabia	Riyadh	2018/10/22	2018/10/25	800	414	Building decoration

S/N	Exhibition Name	Organizer	Country	City	Start Time	End Time	Exhibition Area Planned (m ²)	Actual Exhibition Area (m ²)	Exhibition Professional Classification
1409	Fashion World Tokyo	Huiyuan Int'l Commerce & Exhibition Co., Ltd.	Japan	Tokyo	2018/10/22	2018/10/24	360	369	Textile and apparel & leather products
1410	EuroBLECH 2018	China Council for the Promotion of International Trade Machinery Sub-Council	Germany	Hanover	2018/10/23	2018/10/26	200	166.5	Hardware tools
1411	Euro BLECH 2018	Metallurgical Council of China Council for the Promotion of International Trade	Germany	Hanover	2018/10/23	2018/10/26	100	80	Machinery
1412	International Auto Part and Accessory Expo-APAE	Grand International Exhibition Co., Ltd.	Poland	Kielce	2018/10/23	2018/10/25	360	216	General
1413	International Glass Technology Exhibition	China Great Wall International Exhibition Co., Ltd.	Germany	Dusseldorf	2018/10/23	2018/10/26	200	139.5	Building decoration
1414	International Glass Technology Exhibition	The Chinese Ceramic Society	Germany	Dusseldorf	2018/10/23	2018/10/26	400	402	Building decoration
1415	IRAN HVAC 2018	Grand International Exhibition Co., Ltd.	Iran	Tehran	2018/10/23	2018/10/26	300	242	Building decoration
1416	WETEX 2018	China Chamber of International Commerce	United Arab Emirates	Dubai	2018/10/23	2018/10/25	600	666	General
1417	International Office Furniture Exhibition	Zhejiang Broad International Convention & Exhibition Co., Ltd.	Germany	Cologne	2018/10/23	2018/10/27	270	174	Building decoration
1418	EuroBLECH 2018	China Council for the Promotion of International Trade Supply and Marketing Cooperatives Industry Sub-council	Germany	Hanover	2018/10/23	2018/10/26	100	168	Machinery
1419	India Pack 2018	China Council for the Promotion of International Trade Machinery Sub-Council	India	Mumbai	2018/10/24	2018/10/26	200	142.5	Machinery
1420	North Africa Coating Exhibition	China Council for the Promotion of International Trade Chemical Industry Sub-Council	Morocco	Casablanca	2018/10/24	2018/10/25	90	144	Chemical industry
1421	Korea Electronics Show 2018	China Council for the Promotion of International Trade Electronics & Information Industry Sub-council	Korea	Seoul	2018/10/24	2018/10/27	90	135	Information & communications
1422	All Print Indonesia 2018	Printing and Printing Equipment Industries Association of China	Indonesia	Jakarta	2018/10/24	2018/10/27	45	45	Others
1423	Korea Electronics Show 2018	China Electronic Appliance CORP.	Korea	Seoul	2018/10/24	2018/10/27	270	261	Information & communications
1424	Drink Technology India	China International Exhibition Center Group Corporation	India	Mumbai	2018/10/24	2018/10/26	90	144	Machinery
1425	Fi Europe 2018	China Great Wall International Exhibition Co., Ltd.	France	Paris	2018/10/24	2018/10/26	90	963	Food & agricultural products
1426	India Pack 2018	CMEC International Exhibition Co., Ltd.	India	Mumbai	2018/10/24	2018/10/26	72	72	Machinery
1427	ANKIROS/ ANNOFER/ TURKCAST 2018	Metallurgical Council of China Council for the Promotion of International Trade	Turkey	Istanbul	2018/10/25	2018/10/27	100	315	Energy & minerals
1428	CON-EXPO Bangladesh 2018	China Council for the Promotion of International Trade Machinery Sub-Council	Bangladesh	Dhaka	2018/10/25	2018/10/27	100	102	Machinery
1429	IFSEC South East Asia	CEC Expo	Thailand	Bangkok	2018/10/25	2018/10/27	45	45	Security & protection
1430	Rubber 2018-Istanbul 10th Rubber Industry Fair	China National Chemical Information Centre Co., Ltd.	Turkey	Istanbul	2018/10/25	2018/10/27	45	66	Chemical industry
1431	InterDye & Textile Printing Eurasia	China National Chemical Information Centre Co., Ltd.	Turkey	Istanbul	2018/10/25	2018/10/27	90	60	Chemical industry
1432	Agro Bangladesh 2018	China Council for the Promotion of International Trade Chemical Industry Sub-Council	Bangladesh	Dhaka	2018/10/25	2018/10/27	135	135	Agricultural machinery & pesticides
1433	EATRADE MIDDLEEAST MARITIME 2018	China Council for the Promotion of International Trade Machinery Sub-Council	United Arab Emirates	Dubai	2018/10/29	2018/10/31	100	66	Others
1434	NSC Congress & Expo	China Council for the Promotion of International Trade Jiangsu Sub-Council	United States	Houston	2018/10/29	2018/10/31	90	369	Security & protection
1435	KHIMIA- 2018	China Council for the Promotion of International Trade Chemical Industry Sub-Council	Russia	Moscow	2018/10/29	2018/11/1	450	216	General
1436	KHIMIA- 2018	China National Chemical Information Centre Co., Ltd.	Russia	Moscow	2018/10/29	2018/11/1	180	63	General
1437	AAPEX Show 2018	China International Exhibition Center Group Corporation	United States	Las Vegas	2018/10/30	2018/11/1	90	144	Transportation & logistics
1438	KOREA METAL WEEK 2018	CMEC International Exhibition Co., Ltd.	Korea	Goyang	2018/10/30	2018/11/2	270	270	Machinery
1439	Gulfood 2018	Huiyuan Int'l Commerce & Exhibition Co., Ltd.	United Arab Emirates	Dubai	2018/10/30	2018/11/1	90	90	Food & agricultural products

Appendix 7 List of International Exhibition (Exposition) Projects Participated in and Hosted Solely by China in 2018

S/N	Exhibition Name	Organizer	Country	City	Start Time	End Time	Exhibition Area Planned (m ²)	Actual Exhibition Area (m ²)	Exhibition Professional Classification
1440	AAPEX Show 2018	China Council for the Promotion of International Trade Machinery Sub-Council	United States	Las Vegas	2018/10/30	2018/11/1	270	504	Transportation & logistics
1441	AAPEX Show 2018	CMEC International Exhibition Co., Ltd.	United States	Las Vegas	2018/10/30	2018/11/1	400	198	Transportation & logistics
1442	China Machinery Fair Moscow 2018	China Chamber of Commerce for Import and Export of Machinery and Electronic Products	Russia	Moscow	2018/10/30	2018/11/1	3000	2124	Machinery
1443	AAPEX Show 2018	China Great Wall International Exhibition Co., Ltd.	United States	Las Vegas	2018/10/30	2018/11/1	450	747	Transportation & logistics
1444	China Machinery Fair Moscow 2018	China Council for the Promotion of International Trade Jiangsu Sub-Council	Russia	Moscow	2018/10/30	2018/11/1	90	543	Machinery
1445	AAPEX 2018	China Chamber of Commerce for Import and Export of Machinery and Electronic Products	United States	Las Vegas	2018/10/30	2018/11/1	450	414	Others
1446	AAPEX Show 2018	Zhejiang Broad International Convention & Exhibition Co., Ltd.	United States	Las Vegas	2018/10/30	2018/11/1	270	180	Transportation & logistics
1447	Gulfood 2018	Fujian Fumao Convention and Exhibition Services Co., Ltd.	United Arab Emirates	Dubai	2018/10/30	2018/11/1	90	90	Food & agricultural products
1448	AAPEX Show 2018	China Council for the Promotion of International Trade, Zhejiang Provincial Committee	United States	Las Vegas	2018/10/30	2018/11/1	450	90	Transportation & logistics
1449	AAPEX Show 2018	China Council for the Promotion of International Trade, Automotive Industry Committee	United States	Las Vegas	2018/10/30	2018/11/1	300	144	Transportation & logistics
1450	International Fastener Expo 2018	China Council for the Promotion of International Trade Shanghai Sub-Council	United States	Las Vegas	2018/10/30	2018/11/1	450	243	Hardware tools
1451	SEMA SHOW 2018	Grand International Exhibition Co., Ltd.	United States	Las Vegas	2018/10/30	2018/11/2	810	180	Machinery
1452	SEAFEX 2018	Shanghai International Trade & Service (Group) Co., Ltd.	United Arab Emirates	Dubai	2018/10/30	2018/11/1	270	45	Others
1453	AAPEX Show 2018	China Council for the Promotion of International Trade Shanghai Sub-Council	United States	Las Vegas	2018/10/30	2018/11/1	540	567	Transportation & logistics
1454	China Machinery Fair Moscow 2018	China Council for the Promotion of International Trade Shanghai Pudong Sub-Council	Russia	Moscow	2018/10/30	2018/11/1	108	270	Machinery
1455	AAPEX Show 2018	Sinolight International Holdings Corporation	United States	Las Vegas	2018/10/30	2018/11/1	270	225	Transportation & logistics
1456	GULFHOST 2018	Shanghai International Trade & Service (Group) Co., Ltd.	United Arab Emirates	Dubai	2018/10/30	2018/11/1	180	45	Others
1457	International Fastener Expo 2018	China General Machine Components Industry Association	United States	Las Vegas	2018/10/30	2018/11/1	540	540	Hardware tools
1458	AAPEX Show 2018	China Council for the Promotion of International Trade Shanghai Pudong Sub-Council	United States	Las Vegas	2018/10/30	2018/11/1	270	270	Transportation & logistics
1459	GULFHOST 2018	China Huayang Economic and Trade Group Co., Ltd.	United Arab Emirates	Dubai	2018/10/30	2018/11/1	180	567	Others
1460	AAPEX Show 2018	China National Machinery Industry International Co., Ltd.	United States	Las Vegas	2018/10/30	2018/11/1	585	369	Transportation & logistics
1461	IMARC 2018	China Council for the Promotion of International Trade Machinery Sub-Council	Australia	Melbourne	2018/10/30	2018/11/1	100	90	Machinery
1462	AAPEX Show 2018	China Auto Caic Ltd.	United States	Las Vegas	2018/10/30	2018/11/1	2700	1269	Transportation & logistics
1463	SEMA SHOW 2018	Brightway International Exhibition Corp., Ltd.	United States	Las Vegas	2018/10/30	2018/11/1	1000	300	Machinery
1464	SEAFEX 2018	China Huayang Economic and Trade Group Co., Ltd.	United Arab Emirates	Dubai	2018/10/30	2018/11/1	270	414	Others
1465	IME 2018	China Council for the Promotion of International Trade Machinery Sub-Council	India	Calcutta	2018/10/31	2018/11/3	120	72	Machinery
1466	Eurasia Packaging Istanbul Fair 2018	China Council for the Promotion of International Trade Machinery Sub-Council	Turkey	Istanbul	2018/10/31	2018/11/3	100	81	Others
1467	Souel International Wire Cable and Steel Exhibition	China Council for the Promotion of International Trade Machinery Sub-Council	Korea	Seoul	2018/10/31	2018/11/2	100	45	Machinery
1468	Int'l Pool/Spa/Patio Expo New Orleans 2018	China Great Wall International Exhibition Co., Ltd.	United States	Las Vegas	2018/10/31	2018/11/2	423	162	Leisure & entertainment

S/N	Exhibition Name	Organizer	Country	City	Start Time	End Time	Exhibition Area Planned (m ²)	Actual Exhibition Area (m ²)	Exhibition Professional Classification
1469	International Fastener Expo 2018	North International Exhibition Co., Ltd.	United States	Las Vegas	2018/10/31	2018/11/1	360	189	Hardware tools
1470	Souel Steel and Pipe Wire Exhibition	Metallurgical Council of China Council for the Promotion of International Trade	Korea	Hamburg	2018/10/31	2018/11/2	300	153	Machinery
1471	Eurasia Packaging Istanbul Fair 2018	Printing and Printing Equipment Industries Association of China	Turkey	Istanbul	2018/10/31	2018/11/3	45	45	Others
1472	SMOPYC 2018	China Council for the Promotion of International Trade Machinery Sub-Council	Iran	Tehran	2018/11/2	2018/11/5	700	158	Machinery
1473	GTI 2018	China International Exhibition Center Group Corporation	Malaysia	Kuala Lumpur	2018/11/2	2018/11/4	5100	1989	Leisure & entertainment
1474	Digital Printing and identification Exhibition	Shanghai Modern International Exhibition Co., Ltd.	Pakistan	Lahore	2018/11/2	2018/11/4	250	243	Others
1475	KLSS 2018	China International Exhibition Center Group Corporation	Malaysia	Kuala Lumpur	2018/11/2	2018/11/4	5100	2412	Others
1476	Busan International Smart ShoeParts Fair	Poly International Exhibition Co., Ltd.	Korea	Busan	2018/11/4	2018/11/6	180	99	Textile and apparel & leather products
1477	Gartner Symposium/Ixpo 2018	Trade Development Bureau of the Ministry of Commerce	Spain	Barcelona	2018/11/4	2018/11/8	180	180	Others
1478	Interlight 2018	CEC Expo	Russia	Moscow	2018/11/6	2018/11/9	630	650	Lighting
1479	FABTECH 2018	China Council for the Promotion of International Trade Machinery Sub-Council	United States	Atlanta	2018/11/6	2018/11/8	100	306	Machinery
1480	Interlight 2018	Zhejiang Broad International Convention & Exhibition Co., Ltd.	Russia	Moscow	2018/11/6	2018/11/9	270	90	Lighting
1481	MITEX 2018	China Council for the Promotion of International Trade, Ningbo Committee	Russia	Moscow	2018/11/6	2018/11/9	180	180	Hardware tools
1482	EICMA 2018	China Chamber of Commerce for Import and Export of Machinery and Electronic Products	Italy	Milan	2018/11/6	2018/11/11	90	1269	Culture, education and sporting goods
1483	EXPOPROTECTION 2018	Poly International Exhibition Co., Ltd.	France	Paris	2018/11/6	2018/11/8	100	54	Security & protection
1484	Mexico-China Invest & Trade	Poly International Exhibition Co., Ltd.	Mexico	Mexico City	2018/11/6	2018/11/8	720	720	General
1485	Interlight 2018	CMEC International Exhibition Co., Ltd.	Russia	Moscow	2018/11/6	2018/11/9	200	306	Lighting
1486	Interlight 2018	Grand International Exhibition Co., Ltd.	Russia	Moscow	2018/11/6	2018/11/9	180	288	Lighting
1487	MITEX Winter 2018	Zhejiang Broad International Convention & Exhibition Co., Ltd.	Russia	Moscow	2018/11/6	2018/11/9	180	90	Hardware tools
1488	MITEX Winter 2018	Grand International Exhibition Co., Ltd.	Russia	Moscow	2018/11/6	2018/11/9	135	162	Hardware tools
1489	MITEX Winter 2018	China Council for the Promotion of International Trade, Zhejiang Provincial Committee	Russia	Moscow	2018/11/6	2018/11/9	180	144	Hardware tools
1490	GULFOOD MANUFACTURING 2018	Shanghai International Trade & Service (Group) Co., Ltd.	United Arab Emirates	Dubai	2018/11/6	2018/11/8	360	189	Others
1491	MITEX Winter 2018	China Council for the Promotion of International Trade Light Industry Sub-council	Russia	Moscow	2018/11/6	2018/11/9	135	99	Hardware tools
1492	EICMA 2018	China Bicycle Association	Italy	Milan	2018/11/6	2018/11/11	200	109.5	Culture, education and sporting goods
1493	Lagos International Trade Fair	Brightway International Exhibition Corp., Ltd.	Nigeria	Lagos	2018/11/6	2018/11/9	4000	1170	General
1494	EICMA-International Motorcycle Exhibition	Sinolight International Holdings Corporation	Italy	Milan	2018/11/6	2018/11/11	2000	360	Transportation & logistics
1495	MITEX Winter 2018	Poly International Exhibition Co., Ltd.	Russia	Moscow	2018/11/6	2018/11/9	180	243	Hardware tools
1496	Feiplar 2018	Minmetals International Advertising & Exhibition Co., Ltd.	Brazil	Sao Paulo	2018/11/6	2018/11/8	400	75.5	Chemical industry
1497	EICMA-International Motorcycle Exhibition	China Council for the Promotion of International Trade, Automotive Industry Committee	Italy	Milan	2018/11/6	2018/11/11	500	198	Transportation & logistics
1498	FABTECH 2018	China Mechanical Engineering Society	United States	Atlanta	2018/11/6	2018/11/8	400	405	Others
1499	EXPOPROTECTION 2018	China International Exhibition Center Group Corporation	France	Paris	2018/11/6	2018/11/8	90	90	Security & protection
1500	FEBTCH TUBE & PIPE 2018	China Council for the Promotion of International Trade Supply and Marketing Cooperatives Industry Sub-council	United States	Chicago	2018/11/6	2018/11/8	100	45	Machinery

Appendix 7 List of International Exhibition (Exposition) Projects Participated in and Hosted Solely by China in 2018

S/N	Exhibition Name	Organizer	Country	City	Start Time	End Time	Exhibition Area Planned (m ²)	Actual Exhibition Area (m ²)	Exhibition Professional Classification
1501	Agro Myanmar 2018	China National Chemical Information Centre Co., Ltd.	Myanmar	Yangon	2018/11/6	2018/11/7	90	333	Agricultural machinery & pesticides
1502	GULFOOD MANUFACTURING 2018	China Huayang Economic and Trade Group Co., Ltd.	United Arab Emirates	Dubai	2018/11/6	2018/11/8	1080	2151	Others
1503	Interlight Moscow 2018	Huiyuan Int'l Commerce & Exhibition Co., Ltd.	Russia	Moscow	2018/11/6	2018/11/9	90	63	Lighting
1504	MITEX 2018	Minmetals International Advertising & Exhibition Co., Ltd.	Russia	Moscow	2018/11/6	2018/11/9	90	90	Hardware tools
1505	EIMA 2018	CMEC International Exhibition Co., Ltd.	Italy	Bologna	2018/11/7	2018/11/11	200	216	General
1506	EIMA 2018	China Council for the Promotion of International Trade Machinery Sub-Council	Italy	Bologna	2018/11/7	2018/11/11	100	240	General
1507	Automechanika Buenos Aires 2018	China Chamber of Commerce for Import and Export of Machinery and Electronic Products	Argentina	Buenos Aires	2018/11/7	2018/11/10	90	126	Transportation & logistics
1508	Automechanika Buenos Aires 2018	Zhejiang Broad International Convention & Exhibition Co., Ltd.	Argentina	Buenos Aires	2018/11/7	2018/11/10	180	90	Transportation & logistics
1509	EIMA - International Agricultural Machinery Exhibition, Garden expo 2018	China Chamber of Commerce for Import and Export of Machinery and Electronic Products	Italy	Bologna	2018/11/7	2018/11/11	500	198	Agricultural machinery & pesticides
1510	Automechanika Buenos Aires 2018	Grand International Exhibition Co., Ltd.	Argentina	Buenos Aires	2018/11/7	2018/11/10	480	384	Transportation & logistics
1511	Automechanika Buenos Aires 2018	China National Machinery Industry International Co., Ltd.	Argentina	Buenos Aires	2018/11/7	2018/11/10	300	584.5	Transportation & logistics
1512	SUPPLYSIDE WEST 2018	China Council for the Promotion of International Trade Light Industry Sub-council	United States	Las Vegas	2018/11/7	2018/11/9	90	90	Medical care
1513	Supplieside West 2018	China Chamber of Commerce for Import & Export of Medicines & Health Products	United States	Las Vegas	2018/11/7	2018/11/9	1000	1449	General
1514	China Medical Materials (USA) Brand Exhibition	Trade Development Bureau of the Ministry of Commerce	United States	Las Vegas	2018/11/7	2018/11/9	900	721	Others
1515	Thailand Lighting Fair 2018	CMEC International Exhibition Co., Ltd.	Thailand	Bangkok	2018/11/8	2018/11/10	90	108	Lighting
1516	PHILCONSTRUCT 2018	Huiyuan Int'l Commerce & Exhibition Co., Ltd.	Philippines	Manila	2018/11/8	2018/11/11	90	117	Machinery
1517	Philconstruct Exhibition	China Council for the Promotion of International Trade Machinery Sub-Council	Philippines	Manila	2018/11/8	2018/11/11	135	306	Machinery
1518	Thailand Lighting Fair 2018	China Council for the Promotion of International Trade, Ningbo Committee	Thailand	Bangkok	2018/11/8	2018/11/10	90	90	Lighting
1519	Thailand Lighting Fair 2018	Zhejiang Broad International Convention & Exhibition Co., Ltd.	Thailand	Bangkok	2018/11/8	2018/11/10	180	90	Lighting
1520	Thailand Lighting Fair 2018	Grand International Exhibition Co., Ltd.	Thailand	Bangkok	2018/11/8	2018/11/10	90	180	Lighting
1521	TURKCHEM EURASIA 2018	China Council for the Promotion of International Trade Chemical Industry Sub-Council	Turkey	Istanbul	2018/11/8	2018/11/10	300	243	Chemical industry
1522	Supplieside West 2018	China Great Wall International Exhibition Co., Ltd.	United States	Las Vegas	2018/11/8	2018/11/9	360	234	General
1523	Outdoor Retailer Winter Market	China International Exhibition Center Group Corporation	United States	Denver	2018/11/8	2018/11/11	150	99	Culture, education and sporting goods
1524	Outdoor Retailer Winter Market	Huiyuan Int'l Commerce & Exhibition Co., Ltd.	United States	Denver	2018/11/8	2018/11/11	270	45	Culture, education and sporting goods
1525	Supply Side 2018	China Council for the Promotion of International Trade Chemical Industry Sub-Council	United States	Las Vegas	2018/11/8	2018/11/10	1368	1656	Medical care
1526	International Security and Fire Fighting Equipment Exhibition	China Chamber of Commerce for Import and Export of Machinery and Electronic Products	Thailand	Bangkok	2018/11/8	2018/11/10	90	63	Security & protection
1527	TURKCHEM EURASIA 2018	China National Chemical Information Centre Co., Ltd.	Turkey	Istanbul	2018/11/8	2018/11/10	90	102	Chemical industry
1528	APPEXPO Thailand 2018	Shanghai Modern International Exhibition Co., Ltd.	Thailand	Bangkok	2018/11/8	2018/11/11	500	171	Others
1529	LIFE 2018	Zhejiang Zhongzhe International Exhibition & Commerce Co., Ltd.	Czech Republic	Brno	2018/11/9	2018/11/11	180	180	Medical care

S/N	Exhibition Name	Organizer	Country	City	Start Time	End Time	Exhibition Area Planned (m ²)	Actual Exhibition Area (m ²)	Exhibition Professional Classification
1530	ISR 2018	Metallurgical Council of China Council for the Promotion of International Trade	Iran	Tehran	2018/11/10	2018/11/11	100	45	Machinery
1531	OEM 2018	China Chamber of Commerce for Import and Export and Export of Light Industrial Products and Arts-Crafts	United States	Chicago	2018/11/11	2018/11/13	200	135	General
1532	Iran International Autoparts Exhibition 2018	Zhejiang Broad International Convention & Exhibition Co., Ltd.	Iran	Tehran	2018/11/12	2018/11/15	450	108	Transportation & logistics
1533	MEDICA 2018	Poly International Exhibition Co., Ltd.	Germany	Dusseldorf	2018/11/12	2018/11/15	215	405	Medical care
1534	OEM 2018	Brightway International Exhibition Corp., Ltd.	United States	Chicago	2018/11/12	2018/11/13	300	171	General
1535	ADIPEC 2018	China Chamber of International Commerce	United Arab Emirates	Abu Dhabi	2018/11/12	2018/11/15	800	1518.78	General
1536	MEDICA 2018	China Chamber of Commerce for Import & Export of Medicines & Health Products	Germany	Dusseldorf	2018/11/12	2018/11/15	1350	1488	Medical care
1537	MEDICA 2018	China Chamber of Commerce for Import & Export of Medicines & Health Products	Germany	Dusseldorf	2018/11/12	2018/11/15	135	141	Others
1538	All 4 Pack 2018	Printing and Printing Equipment Industries Association of China	France	Paris	2018/11/12	2018/11/15	45	49.5	Others
1539	China Brand Show 2018 (Iran)	Trade Development Bureau of the Ministry of Commerce	Iran	Tehran	2018/11/12	2018/11/15	1800	1728	General
1540	ADIPEC 2018	Poly International Exhibition Co., Ltd.	United Arab Emirates	Abu Dhabi	2018/11/12	2018/11/15	150	180	General
1541	Iran International Autoparts Exhibition 2018	CMEC International Exhibition Co., Ltd.	Iran	Tehran	2018/11/12	2018/11/15	90	171	Transportation & logistics
1542	China Brand Show 2018 (Iran)	Zhejiang Broad International Convention & Exhibition Co., Ltd.	Iran	Tehran	2018/11/12	2018/11/15	540	180	General
1543	Natural Products Expo 2018	China Council for the Promotion of International Trade Agricultural Industry Sub-council	Sweden	Malmo	2018/11/12	2018/11/16	90	90	Food & agricultural products
1544	Iran International Autoparts Exhibition 2018	China Council for the Promotion of International Trade Shanghai Sub-Council	Iran	Tehran	2018/11/12	2018/11/15	90	99	Transportation & logistics
1545	Electronica 2018	China International Exhibition Center Group Corporation	Germany	Munich	2018/11/13	2018/11/16	2000	3942	Information & communications
1546	Electronica 2018	CEC Expo	Germany	Munich	2018/11/13	2018/11/16	180	2257	Information & communications
1547	MATELEC 2018	CMEC International Exhibition Co., Ltd.	Spain	Madrid	2018/11/13	2018/11/16	108	108	Lighting
1548	ASEANMACH 2018	China Council for the Promotion of International Trade Machinery Sub-Council	Malaysia	Kuala Lumpur	2018/11/13	2018/11/15	150	54	Energy & minerals
1549	PAP-FOR Russia 2018	China National Chemical Information Centre Co., Ltd.	Russia	St. Petersburg	2018/11/13	2018/11/16	150	450	Chemical industry
1550	Electronica 2018	Grand International Exhibition Co., Ltd.	Germany	Munich	2018/11/13	2018/11/16	800	469	Information & communications
1551	MATELEC 2018	China Council for the Promotion of International Trade Electronics & information Industry Sub-council	Spain	Madrid	2018/11/13	2018/11/16	180	90	Lighting
1552	MATELEC 2018	Grand International Exhibition Co., Ltd.	Spain	Madrid	2018/11/13	2018/11/16	180	126	Lighting
1553	MATELEC 2018	China Great Wall International Exhibition Co., Ltd.	Spain	Madrid	2018/11/13	2018/11/16	200	324	Lighting
1554	METAL-EXPO 2018	Metallurgical Council of China Council for the Promotion of International Trade	Russia	Moscow	2018/11/13	2018/11/16	300	306	Hardware tools
1555	Electronica 2018	China Council for the Promotion of International Trade Electronics & information Industry Sub-council	Germany	Munich	2018/11/13	2018/11/16	720	1332	Information & communications
1556	Electronica 2018	China Electronic Appliance CORP.	Germany	Munich	2018/11/13	2018/11/16	650	768	Information & communications
1557	ONEBUILD 2018	China National Building Materials Exhibition & Trade Center	Malaysia	Kuala Lumpur	2018/11/13	2018/11/15	90	63	Building decoration
1558	LuxLive 2018	CMEC International Exhibition Co., Ltd.	United Kingdom	London	2018/11/14	2018/11/15	90	99	Lighting
1559	Mining World Uzbekistan 2018	China Council for the Promotion of International Trade Machinery Sub-Council	Uzbekistan	Tashkent	2018/11/14	2018/11/16	100	70.5	Machinery
1560	ISC Solutions 2018	China Chamber of Commerce for Import and Export of Machinery and Electronic Products	United States	new York	2018/11/14	2018/11/15	90	45	Security & protection
1561	STRATEGIES IN LIGHT EUROPE 2018	Grand International Exhibition Co., Ltd.	United Kingdom	London	2018/11/14	2018/11/15	270	144	Lighting

Appendix 7 List of International Exhibition (Exposition) Projects Participated in and Hosted Solely by China in 2018

S/N	Exhibition Name	Organizer	Country	City	Start Time	End Time	Exhibition Area Planned (m ²)	Actual Exhibition Area (m ²)	Exhibition Professional Classification
1562	Plastics & Rubber Indonesia 2018	China World Trade Center	Indonesia	Jakarta	2018/11/14	2018/11/17	2500	2326.5	Others
1563	IITF 2018	Brightway International Exhibition Corp., Ltd.	India	New Delhi	2018/11/14	2018/11/27	900	810	General
1564	IITF 2018	Zhejiang Broad International Convention & Exhibition Co., Ltd.	India	New Delhi	2018/11/14	2018/11/18	90	90	General
1565	LUX LIVE 2018/ Lightspace 2018	CEC Expo	United Kingdom	London	2018/11/14	2018/11/15	72	99	Lighting
1566	MACHTECH EGYPT	Grand International Exhibition Co., Ltd.	Egypt	Cairo	2018/11/15	2018/11/18	180	54	Hardware tools
1567	Vietnam Sports Goods and Sports Style Trade Fair	Huiyuan Int'l Commerce & Exhibition Co., Ltd.	Vietnam	Hanoi	2018/11/15	2018/11/18	500	900	Others
1568	Lao World 2018	Department of Commerce of Yunnan Province	Laos	Vientiane	2018/11/15	2018/11/21	225	144	General
1569	Interlight 2018	China Council for the Promotion of International Trade Jiangsu Sub-Council	Russia	Moscow	2018/11/16	2018/11/19	90	201	Lighting
1570	MYANBUILD 2018	Grand International Exhibition Co., Ltd.	Myanmar	Yangon	2018/11/16	2018/11/18	500	315	Hardware tools
1571	Asean (Bangkok) China Import & Export Commodities Fair	China Shippers' Association	Thailand	Bangkok	2018/11/16	2018/11/18	15000	1080	General
1572	2018 (Africa) China Commodity and Equipment Manufacturing Industry Expo	Trade Development Bureau of the Ministry of Commerce	South Africa	Johannesburg	2018/11/16	2018/11/18	5000	873	General
1573	Warsaw Audio Video Show 2018	China Council for the Promotion of International Trade Shanghai Pudong Sub-Council	Poland	Warsaw	2018/11/16	2018/11/18	90	54	Leisure & entertainment
1574	ELECTRICX & Solar-TEC 2018	China Chamber of Commerce for Import and Export of Machinery and Electronic Products	Egypt	Cairo	2018/11/17	2018/11/19	180	189	Energy & minerals
1575	ELECTRICX & Solar-TEC 2018	Grand International Exhibition Co., Ltd.	Egypt	Cairo	2018/11/17	2018/11/19	177	63	Energy & minerals
1576	Asia-Pacific Construction and Home fair 2018	Trade Development Bureau of the Ministry of Commerce	Australia	Brisbane	2018/11/19	2018/11/20	5000	180	Building decoration
1577	Jeddah International Trade Fair 2018	China Council for the Promotion of International Trade Electronics & Information Industry Sub-council	Saudi Arabia	Jeddah	2018/11/19	2018/11/22	1000	1575	General
1578	MEBEL 2018	Zhejiang Broad International Convention & Exhibition Co., Ltd.	Russia	Moscow	2018/11/19	2018/11/23	90	63	Others
1579	Jeddah International Trade Fair 2018	Zhejiang Broad International Convention & Exhibition Co., Ltd.	Saudi Arabia	Jeddah	2018/11/19	2018/11/22	90	90	General
1580	CCFS 2018	China Council for the Promotion of International Trade Shanghai Sub-Council	Saudi Arabia	Jeddah	2018/11/19	2018/11/20	450	180	Textile and apparel & leather products
1581	China Clothing & Textiles Expo	Huiyuan Int'l Commerce & Exhibition Co., Ltd.	Australia	Melbourne	2018/11/20	2018/11/22	180	279	Textile and apparel & leather products
1582	China Premium Textile & Apparel Trade Show	Fujian Fumao Convention and Exhibition Services Co., Ltd.	South Africa	Cape Town	2018/11/20	2018/11/22	45	117	Textile and apparel & leather products
1583	China Clothing & Textiles Expo	Fujian Fumao Convention and Exhibition Services Co., Ltd.	Australia	Melbourne	2018/11/20	2018/11/22	90	126	Textile and apparel & leather products
1584	China Clothing & Textiles Expo	China Chamber of Commerce for Import and Export of Textile and Apparel	Australia	Melbourne	2018/11/20	2018/11/22	7200	4563	Textile and apparel & leather products
1585	CAC Asia Summit	China Council for the Promotion of International Trade Chemical Industry Sub-Council	Thailand	Bangkok	2018/11/20	2018/11/21	450	450	Agricultural machinery & pesticides
1586	PU South Africa 2018	Minmetals International Advertising & Exhibition Co., Ltd.	South Africa	Johannesburg	2018/11/20	2018/11/21	100	153	Chemical industry
1587	China Premium Textile & Apparel Trade Show	China Council for the Promotion of International Trade, Textile Industry Sub-Council	South Africa	Cape Town	2018/11/20	2018/11/22	4000	1323	Textile and apparel & leather products
1588	Pharmingredients 2018	China Chamber of Commerce for Import & Export of Medicines & Health Products	Russia	Moscow	2018/11/20	2018/11/23	90	72	Medical care
1589	Food Matters Live 2018	China Chamber of Commerce for Import & Export of Medicines & Health Products	United Kingdom	London	2018/11/20	2018/11/22	135	126	Food & agricultural products
1590	Apparel, Textile, Footwear Exports into Africa Trade Exhibition	Zhejiang Broad International Convention & Exhibition Co., Ltd.	South Africa	Cape Town	2018/11/20	2018/11/22	450	270	General

S/N	Exhibition Name	Organizer	Country	City	Start Time	End Time	Exhibition Area Planned (m ²)	Actual Exhibition Area (m ²)	Exhibition Professional Classification
1591	China Clothing & Textiles Expo	China Council for the Promotion of International Trade, Zhejiang Provincial Committee	Australia	Melbourne	2018/11/20	2018/11/22	270	522	Textile and apparel & leather products
1592	Interfood Indonesia 2018	Huiyuan Int'l Commerce & Exhibition Co., Ltd.	Indonesia	Jakarta	2018/11/21	2018/11/24	90	144	Food & agricultural products
1593	SITP 2018	China Council for the Promotion of International Trade Machinery Sub-Council	Algeria	Algiers	2018/11/21	2018/11/25	100	45	Machinery
1594	2018 METALEX	CMEC International Exhibition Co., Ltd.	Thailand	Bangkok	2018/11/21	2018/11/24	300	720	Machinery
1595	Food & Hotel Indonesia 2018	China Chamber of Commerce of Foodstuffs and Native Produce	Indonesia	Jakarta	2018/11/21	2018/11/24	90	54	Others
1596	Garment Fabric and Accessories Exhibition	Zhejiang Broad International Convention & Exhibition Co., Ltd.	Vietnam	Ho Chi Minh City	2018/11/21	2018/11/24	90	90	Textile and apparel & leather products
1597	2018 METALEX	Grand International Exhibition Co., Ltd.	Thailand	Bangkok	2018/11/21	2018/11/24	120	192	Machinery
1598	CHINA INTERDYE 2018	China Dyestuff Industry Association	Vietnam	Ho Chi Minh City	2018/11/21	2018/11/24	3000	598.5	Chemical industry
1599	Interfood Indonesia 2018	Poly International Exhibition Co., Ltd.	Indonesia	Jakarta	2018/11/21	2018/11/24	270	396	Food & agricultural products
1600	METALEX Expo	Poly International Exhibition Co., Ltd.	Thailand	Bangkok	2018/11/21	2018/11/24	180	306	Machinery
1601	Vietnam International Textile Fabrics and Clothing Textiles Exhibition in 2018	China Council for the Promotion of International Trade, Textile Industry Sub-Council	Vietnam	Ho Chi Minh City	2018/11/21	2018/11/24	800	180	Textile and apparel & leather products
1602	MEDICA 2018	China Council for the Promotion of International Trade Jiangsu Sub-Council	Germany	Dusseldorf	2018/11/22	2018/11/25	90	274	Medical care
1603	PARS HOMEX 2018	China Chamber of Commerce for Import and Export of Machinery and Electronic Products	Iran	Tehran	2018/11/22	2018/11/25	600	405	Household appliances
1604	China Products (India) Exhibition	China Council for the Promotion of International Trade Guangdong committee	India	Mumbai	2018/11/22	2018/11/24	5000	225	General
1605	EXPOMOTO 2018	Zhejiang Broad International Convention & Exhibition Co., Ltd.	Mexico	Mexico City	2018/11/22	2018/11/25	90	90	Machinery
1606	OPTYKA 2018	Zhejiang Broad International Convention & Exhibition Co., Ltd.	Poland	Poznan	2018/11/23	2018/11/24	90	90	Others
1607	OPTYKA 2019	Sinolight International Holdings Corporation	Poland	Poznan	2018/11/23	2018/11/24	150	90	Others
1608	The Big 5 PMV 2018	Zhejiang Broad International Convention & Exhibition Co., Ltd.	United Arab Emirates	Dubai	2018/11/26	2018/11/29	540	153	Building decoration
1609	M&T EXPO 2018	CMEC International Exhibition Co., Ltd.	Brazil	Sao Paulo	2018/11/26	2018/11/29	200	99	Machinery
1610	M&T EXPO 2018	China Council for the Promotion of International Trade Machinery Sub-Council	Brazil	Sao Paulo	2018/11/26	2018/11/29	400	461	Machinery
1611	All 4 Pack 2018	China Council for the Promotion of International Trade Machinery Sub-Council	France	Paris	2018/11/26	2018/11/29	350	205	Machinery
1612	All 4 Pack 2018	China Food and Packaging Machinery Industry Association	France	Paris	2018/11/26	2018/11/29	200	285	Machinery
1613	OSEA Exhibition	China World Trade Center	Singapore	Singapore	2018/11/26	2018/11/28	1000	441	Energy & minerals
1614	SPS IPC Drives 2018	China International Exhibition Center Group Corporation	Germany	Nuremberg	2018/11/27	2018/11/29	90	382	Information & communications
1615	Tube India 2018	CMEC International Exhibition Co., Ltd.	India	Mumbai	2018/11/27	2018/11/29	100	234	Others
1616	Asia Expo	Huiyuan Int'l Commerce & Exhibition Co., Ltd.	France	Paris	2018/11/27	2018/11/29	540	846	Consumer goods
1617	SPS IPC Drives 2018	CMEC International Exhibition Co., Ltd.	Germany	Nuremberg	2018/11/27	2018/11/29	200	153	Information & communications
1618	Wire India 2018	China Council for the Promotion of International Trade Shanghai Sub-Council	India	Mumbai	2018/11/27	2018/11/29	200	198	General
1619	FIEE Elettrica 2018	China Council for the Promotion of International Trade Shanghai Pudong Sub-Council	India	Mumbai	2018/11/27	2018/11/29	180	540	Hardware tools
1620	SPS IPC Drives 2018	Poly International Exhibition Co., Ltd.	Germany	Nuremberg	2018/11/27	2018/11/29	180	243	Information & communications
1621	MEGA SHOW PARIS	China Foreign Trade Centre	France	Paris	2018/11/27	2018/11/29	720	720	Gift & crafts
1622	Hi Europe & Ni 2018	China Chamber of Commerce for Import & Export of Medicines & Health Products	Germany	Frankfurt	2018/11/27	2018/11/29	1000	1035	Food & agricultural products
1623	Trustech 2018	China Council for the Promotion of International Trade Electronics & Information Industry Sub-council	France	Cannes	2018/11/27	2018/11/29	600	600	Information & communications

Appendix 7 List of International Exhibition (Exposition) Projects Participated in and Hosted Solely by China in 2018

S/N	Exhibition Name	Organizer	Country	City	Start Time	End Time	Exhibition Area Planned (m ²)	Actual Exhibition Area (m ²)	Exhibition Professional Classification
1624	CCFIT 2018	Trade Development Bureau of the Ministry of Commerce	Turkmenistan	Ashgabat	2018/11/27	2018/11/29	2000	1080	General
1625	Tube India 2018	Metallurgical Council of China Council for the Promotion of International Trade	India	Mumbai	2018/11/27	2018/11/29	150	90	Others
1626	CHEXPO ASEAN 2018	China Chamber of Commerce for Import & Export of Medicines & Health Products	Indonesia	Jakarta	2018/11/28	2018/11/30	1300	1390.5	Medical care
1627	CHEMVINA 2018	China Council for the Promotion of International Trade Chemical Industry Sub-Council	Vietnam	Ho Chi Minh City	2018/11/28	2018/12/1	800	1116	Chemical industry
1628	Vinamac 2018	Poly International Exhibition Co., Ltd.	Vietnam	Ho Chi Minh City	2018/11/28	2018/12/1	900	450	Machinery
1629	GrowTech Eurasia 2018	China Chamber of Commerce of Metals, Minerals & Chemicals Importers & Exporters	Turkey	Antalya	2018/11/28	2018/12/1	850	850	Agricultural machinery & pesticides
1630	CHEXPO ASEAN 2018	Trade Development Bureau of the Ministry of Commerce	Indonesia	Jakarta	2018/11/28	2018/11/30	1200	1287	Medical care
1631	Japan International Microwave Exhibition	China Council for the Promotion of International Trade, Commercial Sub-Council	Japan	Yokohama	2018/11/28	2018/11/30	90	45	Information & communications
1632	The Building Show 2018	Grand International Exhibition Co., Ltd.	Canada	Toronto	2018/11/28	2018/11/30	180	117	Building decoration
1633	AYSAF 2018	Fujian Fumao Convention and Exhibition Services Co., Ltd.	Turkey	Istanbul	2018/11/28	2018/12/1	200	148.5	Textile and apparel & leather products
1634	Plast Eurasia İstanbul 2018	CMEC International Exhibition Co., Ltd.	Turkey	Istanbul	2018/12/3	2018/12/10	492	756	Others
1635	Manufacturing Indonesia	CMEC International Exhibition Co., Ltd.	Indonesia	Jakarta	2018/12/3	2018/12/10	160	270	Machinery
1636	Zdravookhraniye 2018	CMEC International Exhibition Co., Ltd.	Russia	Moscow	2018/12/3	2018/12/7	300	45	Medical care
1637	ZDRAVOOKHRANIYE 2018	China Chamber of Commerce for Import & Export of Medicines & Health Products	Russia	Moscow	2018/12/3	2018/12/7	180	162	Medical care
1638	Power-Gen International 2018	China Council for the Promotion of International Trade Machinery Sub-Council	United States	Orlando	2018/12/4	2018/12/6	120	54	Energy & minerals
1639	Power-Gen International 2018	China Chamber of Commerce for Import and Export of Machinery and Electronic Products	United States	Orlando	2018/12/4	2018/12/6	90	126	Energy & minerals
1640	ELEKTRO 2018	China Council for the Promotion of International Trade Electronics & information Industry Sub-council	Russia	Moscow	2018/12/4	2018/12/7	360	472.5	Energy & minerals
1641	China (Kazakhstan) Trade Fair & Packaging Exhibition 2018	China Huayang Economic and Trade Group Co., Ltd.	Kazakhstan	Almaty	2018/12/4	2018/12/6	990	3438	General
1642	China (Kazakhstan) Trade Fair & Packaging Exhibition 2018	Zhejiang Meorient Commerce & Exhibition Co., Ltd.	Kazakhstan	Almaty	2018/12/4	2018/12/6	2250	909	General
1643	Manufacturing Indonesia 2018	CMEC International Exhibition Co., Ltd.	Indonesia	Jakarta	2018/12/5	2018/12/8	300	513	Others
1644	Vietnam (Ho Chi Minh City) International Trade Fair 2018	Huiyuan Int'l Commerce & Exhibition Co., Ltd.	Vietnam	Ho Chi Minh City	2018/12/5	2018/12/8	720	810	General
1645	Jakarta International Expo Kemayoran 2018	China Chamber of Commerce for Import and Export of Machinery and Electronic Products	Indonesia	Jakarta	2018/12/5	2018/12/8	180	216	Hardware tools
1646	Manufacturing Indonesia 2018	China World Trade Center	Indonesia	Jakarta	2018/12/5	2018/12/8	2500	2850	Others
1647	Plast Eurasia İstanbul 2018	Shanghai International Trade & Service (Group) Co., Ltd.	Turkey	Istanbul	2018/12/5	2018/12/8	360	90	Others
1648	Jakarta International Expo Kemayoran 2018	Poly International Exhibition Co., Ltd.	Indonesia	Jakarta	2018/12/5	2018/12/8	108	126	Hardware tools
1649	China Homelife Fair Kenya 2018	Zhejiang Meorient Commerce & Exhibition Co., Ltd.	Kenya	Nairobi	2018/12/5	2018/12/7	1080	1197	General
1650	China Machinex Fair Kenya 2018	China Huayang Economic and Trade Group Co., Ltd.	Kenya	Nairobi	2018/12/5	2018/12/7	990	2034	General
1651	Manufacturing Indonesia 2018	Poly International Exhibition Co., Ltd.	Indonesia	Jakarta	2018/12/5	2018/12/8	180	234	Machinery
1652	Coating Japan & Joining Japan	China Council for the Promotion of International Trade Chemical Industry Sub-Council	Japan	Tokyo	2018/12/5	2018/12/7	135	144	Chemical industry

S/N	Exhibition Name	Organizer	Country	City	Start Time	End Time	Exhibition Area Planned (m ²)	Actual Exhibition Area (m ²)	Exhibition Professional Classification
1653	LED Expo 2018	CMEC International Exhibition Co., Ltd.	India	New Delhi	2018/12/6	2018/12/8	90	90	Lighting
1654	Morocco 2018	China Council for the Promotion of International Trade,Zhejiang Provincial Committee	Morocco	Casablanca	2018/12/6	2018/12/8	90	117	Others
1655	Mita Tex	China Council for the Promotion of International Trade,Textile Industry Sub-Council	Myanmar	Yangon	2018/12/6	2018/12/9	800	45	Textile and apparel & leather products
1656	Myanmar International Textile & Machinery Expo 2018	Trade Development Bureau of the Ministry of Commerce	Myanmar	Yangon	2018/12/7	2018/12/9	1500	1557	Textile and apparel & leather products
1657	SIAL 2018	Trade Development Bureau of the Ministry of Commerce	United Arab Emirates	Abu Dhabi	2018/12/10	2018/12/12	300	270	Food & agricultural products
1658	NSC Congress & Expo	China International Exhibition Center Group Corporation	Russia	Moscow	2018/12/11	2018/12/14	90	270	Security & protection
1659	Intersolar India 2018	China International Exhibition Center Group Corporation	India	Bangalore	2018/12/11	2018/12/13	180	729	Energy & minerals
1660	Bauma CONEXPO INDIA	CMEC International Exhibition Co., Ltd.	India	New Delhi	2018/12/11	2018/12/14	150	261	Machinery
1661	Bauma CONEXPO INDIA	China Council for the Promotion of International Trade Machinery Sub-Council	India	New Delhi	2018/12/11	2018/12/14	700	522	Machinery
1662	China Homelife Fair Dubai 2018	Fujian Fumao Convention and Exhibition Services Co., Ltd.	United Arab Emirates	Dubai	2018/12/11	2018/12/13	270	225	General
1663	China Homelife Fair Dubai 2018	China Huayang Economic and Trade Group Co., Ltd.	United Arab Emirates	Dubai	2018/12/11	2018/12/13	11160	18963	General
1664	China Homelife Fair Dubai 2018	Zhejiang Meorient Commerce & Exhibition Co.,Ltd.	United Arab Emirates	Dubai	2018/12/11	2018/12/13	11250	7884	General
1665	Bauma Conexpo India 2018	China Construction Machinery Association	India	New Delhi	2018/12/11	2018/12/14	1000	126	Machinery
1666	Pharma World Expo 2018	China Chamber of Commerce for Import & Export of Medicines & Health Products	India	New Delhi	2018/12/12	2018/12/14	90	135	Medical care
1667	CPhI India 2018	China Chamber of Commerce for Import & Export of Medicines & Health Products	India	New Delhi	2018/12/12	2018/12/14	1530	1701	Medical care
1668	SIAL Middle East	China Council for the Promotion of International Trade Agricultural Industry Sub-council	United Arab Emirates	Abu Dhabi	2018/12/12	2018/12/14	120	63	Food & agricultural products
1669	IATF 2018	China Council for the Promotion of International Trade Yunnan Sub-Council	United Arab Emirates	Dubai	2018/12/17	2018/12/19	135	135	General
1670	China Products (India) Exhibition 2018	China Huayang Economic and Trade Group Co., Ltd.	India	Mumbai	2018/12/17	2018/12/19	6210	13968	General
1671	China Products (India) Exhibition 2018	Zhejiang Meorient Commerce & Exhibition Co.,Ltd.	India	Mumbai	2018/12/17	2018/12/19	6300	5193	General
1672	Lifestyle Expo in Mumbai 2018	Trade Development Bureau of the Ministry of Commerce	India	Mumbai	2018/12/19	2018/12/20	1500	405	Others

Appendix 8

Main Regulations and Policies of China's MICE Industry in 2018 (Nov. 2017-Oct. 2018)

No	Time of Promulgation	Name of Document	Document Number
1	2017.11.07	Implementation Opinions of the General Office of the People's Government of Henan Province on Further Promoting the Reform and Development of the Exhibition Industry	YZB (2017) No. 131
2	2017.11.13	Notice on Regulating the Construction and Exhibition Arrangements of Cities in Planning Exhibition Halls	FGTZ (2017) No. 1967
3	2017.11.23	Notice of the State Administration of Cultural Heritage on Issuing the <i>Relics Entry Exhibition Registration Form</i> and Other Relevant Matters	WWBH (2017) No. 1893
4	2017.12.21	Letter of the General Office of the People's Government of Yunnan Province on Agreeing to Establish a Joint Conference System for the Development of the Exhibition Industry in Yunnan Province	YZBH (2017) No. 213
5	2017.12.29	Implementation Opinions on Further Promoting the Innovation and Development of the Exhibition Industry	JSWMFZ (2017) No. 37
6	2018.01.22	The Plan of Hainan Province for 2018 Tourism, Exhibition and Tourism Publicity & Promotion Work in and out of the Province	QLF (2018) No.35
7	2018.01.22	Notice of the Shaanxi Provincial Development and Reform Commission and the Shaanxi Provincial Department of Housing and Urban-Rural Development on Continued Standardization of Cities in Planning the Construction and Exhibition Arrangements of Urban Exhibition Halls	SFGTZ (2018) No. 99
8	2018.02.01	Measures for the Administration of Special Fund for the Development of the Convention and Exhibition Industry in Wuhan	WZG (2018) No. 7
9	2018.03.12	Implementation Plan for Accelerating the Reform and Development of the Exhibition Industry in Huainan	HFB (2018) No. 14
10	2018.03.21	Implementation Opinions of the Hangzhou Municipal People's Government for Deepening the Reform of the Exhibition Management System	HZH (2018) No. 32
11	2018.04.02	Several Measures for the Development of the Exhibition Industry in Jinan	JZBF (2018) No. 9
12	2018.05.02	Measures for Major Exhibition Events Recording in Hangzhou	HZBH (2018) No. 60
13	2018.05.09	Implementation Opinions on Luoyang Municipal People's Government on Promoting the Transformation and Development of MICE Industry	LZ (2018) No. 8
14	2018.05.21	Measures for the Administration of Convention and Exhibition in Health and Family Planning Industry in Shanxi Province	JWKJF (2018) No. 5
15	2018.06.28	Opinions of the General Office of Shijiazhuang Municipal People's Government on Promoting the Rapid Development of MICE Industry	SZBH (2018) No. 111
16	2018.07.13	Measures for Promoting the Standardized Development of MICE Industry in Hefei	HZB (2018) No. 32
17	2018.09.27	Implementation Opinions on Further Promoting the Healthy and Rapid Development of MICE Industry in Nanchang	HFF (2018) No. 22
18	2018.10.19	Opinions of the General Office of the Qingdao Municipal People's Government Concerning Policies and Measures for Supporting the Development of MICE Industry	QZBF[2018] No. 22

Appendix 9

Index of Contributing Experts

Chapter I Review and Prospect of China's Exhibition Industry Development

Copy Writing: Chu Xiangyin, Executive Vice President of China Convention and Exhibition Society

Liu Yingkui, Director of Department of International Investment Research,
Academy of CCPIT

Guo Zhigang, Department of International Investment Research, Academy of CCPIT

Zhang Wanchun, Associate Professor of Beijing Union University

Chapter II Overview of China's Domestic Exhibition Development in 2018

Copy Writing: Liu Yingkui, Director of Department of International Investment Research,
Academy of CCPIT

Guo Zhigang, Department of International Investment Research, Academy of CCPIT

Chen Xuchang, School of Economics and Management, UCAS

Chapter III Overview of China's Overseas Exhibition Development in 2018

Copy Writing: Liu Yingkui, Director of Department of International Investment Research,
Academy of CCPIT

Guo Zhigang, Department of International Investment Research, Academy of CCPIT

Chen Xuchang, School of Economics and Management, UCAS

Chapter IV Overview of China's Exhibition Venue Development in 2018

Copy Writing: Yuan Hang, Head of Analysis, Information Department, China International Exhibition Center
Group Corporation

Chapter V First China International Import Expo

Copy Writing: Liu Yingkui, Director of Department of International Investment Research,
Academy of CCPIT

Guo Zhigang, Department of International Investment Research, Academy of CCPIT

Chen Xuchang, School of Economics and Management, UCAS

Part data sourced from: Division of Exhibitions and Conferences, Department of Trade
and Investment Promotion, CCPIT

Chapter VI Overview of Preparations for Beijing Expo 2019

Copy Writing: Liu Yingkui, Director of Department of International Investment Research, Academy of CCPIT
Guo Zhigang, Department of International Investment Research, Academy of CCPIT
Data sourced from: Division of World Expo Affairs, Department of Trade and Investment Promotion, CCPIT

Chapter VII Selected Large-Scale Provincial and Ministerial-Level Joint Exhibitions and Expositions

Copy Writing: Ding Pingping, Secretary General of Zhejiang Convention and Exhibition Society
Liu Yingkui, Director of Department of International Investment Research, Academy of CCPIT
Guo Zhigang, Department of International Investment Research, Academy of CCPIT
Part data sourced from: Division of Exhibitions and Conferences, Department of Trade and Investment Promotion, CCPIT

Chapter VIII Case Study of Convention and Exhibition Economy Development in Hainan Province

Copy Writing: Liu Yingkui, Director of Department of International Investment Research, Academy of CCPIT
Guo Zhigang, Department of International Investment Research, Academy of CCPIT
Data sourced from: Division of Conventions and Exhibitions, Hainan Provincial Department of Commerce (Hainan Provincial Convention and Exhibition Bureau), China Council for the Promotion of International Trade Hainan Sub-council



中国国际贸易促进委员会
CHINA COUNCIL FOR THE PROMOTION
OF INTERNATIONAL TRADE



中国贸促